



# CATALOG OF REPLACEMENT PARTS

## FT900 DISHWASHER

### LOADING

ML-110672  
ML-110673  
ML-110674  
ML-110675  
ML-110870  
ML-110871  
ML-110876  
ML-110877  
ML-110881  
ML-110882  
ML-110938  
ML-110939  
ML-110940  
ML-110941  
ML-110942  
ML-110943  
ML-110944  
ML-110945  
ML-110946  
ML-110947

### CENTER

ML-110676  
ML-110677  
ML-110703  
ML-110704  
ML-110705  
ML-110706  
ML-110738  
ML-110739  
ML-110740  
ML-110741  
ML-110883  
ML-110884

ML-110680  
ML-110681  
ML-110682  
ML-110683  
ML-110684  
ML-110685  
ML-110686  
ML-110687  
ML-110688  
ML-110689  
ML-110690  
ML-110691  
ML-110805  
ML-110806  
ML-110807  
ML-110808  
ML-110809  
ML-110810  
ML-110811  
ML-110812  
ML-110813  
ML-110814

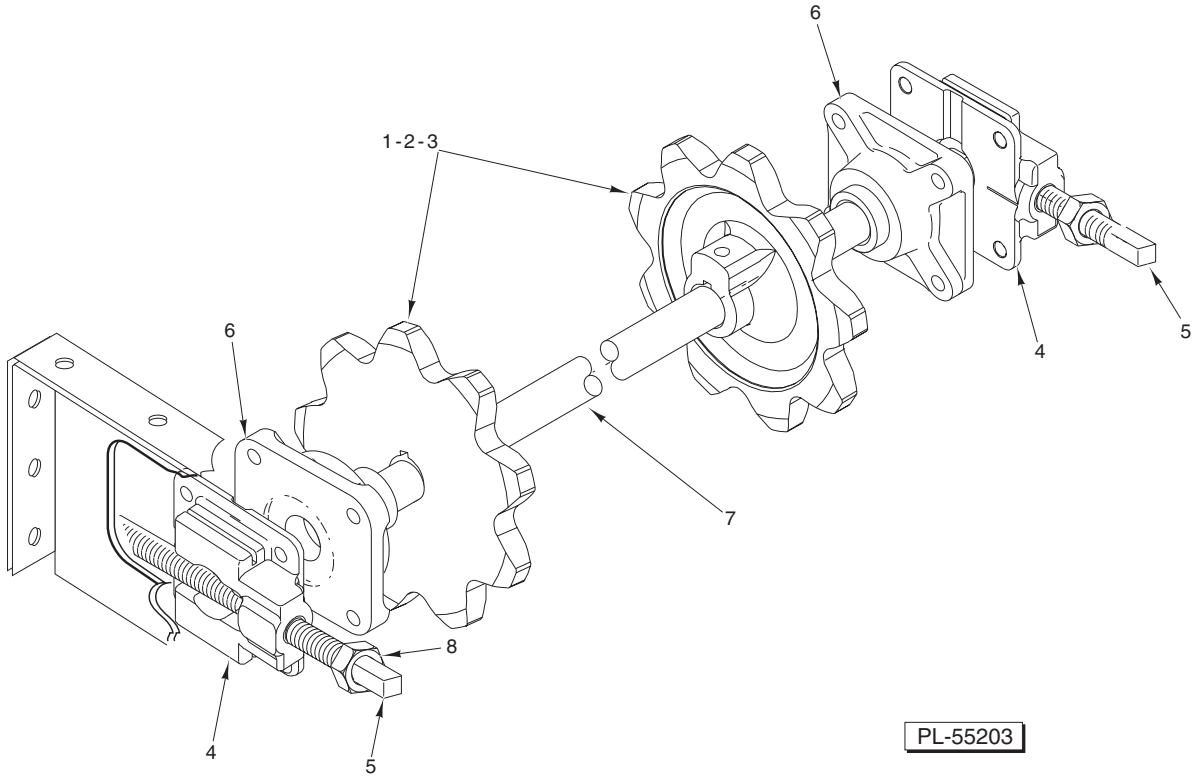
### UNLOADING

ML-110815  
ML-110816  
ML-110817  
ML-110818  
ML-110819  
ML-110820  
ML-110821  
ML-110822  
ML-110823  
ML-110824  
ML-110825  
ML-110826  
ML-110827  
ML-110828  
ML-110829  
ML-110830  
ML-110831  
ML-110832  
ML-110833  
ML-110834  
ML-110835  
ML-110836

ML-110837  
ML-110838  
ML-110839  
ML-110840  
ML-110841  
ML-110842  
ML-110843  
ML-110844  
ML-110845  
ML-110846  
ML-110847  
ML-110848  
ML-110849  
ML-110850  
ML-110851  
ML-110852  
ML-110853  
ML-110854  
ML-110855  
ML-110856

**Table of Contents**

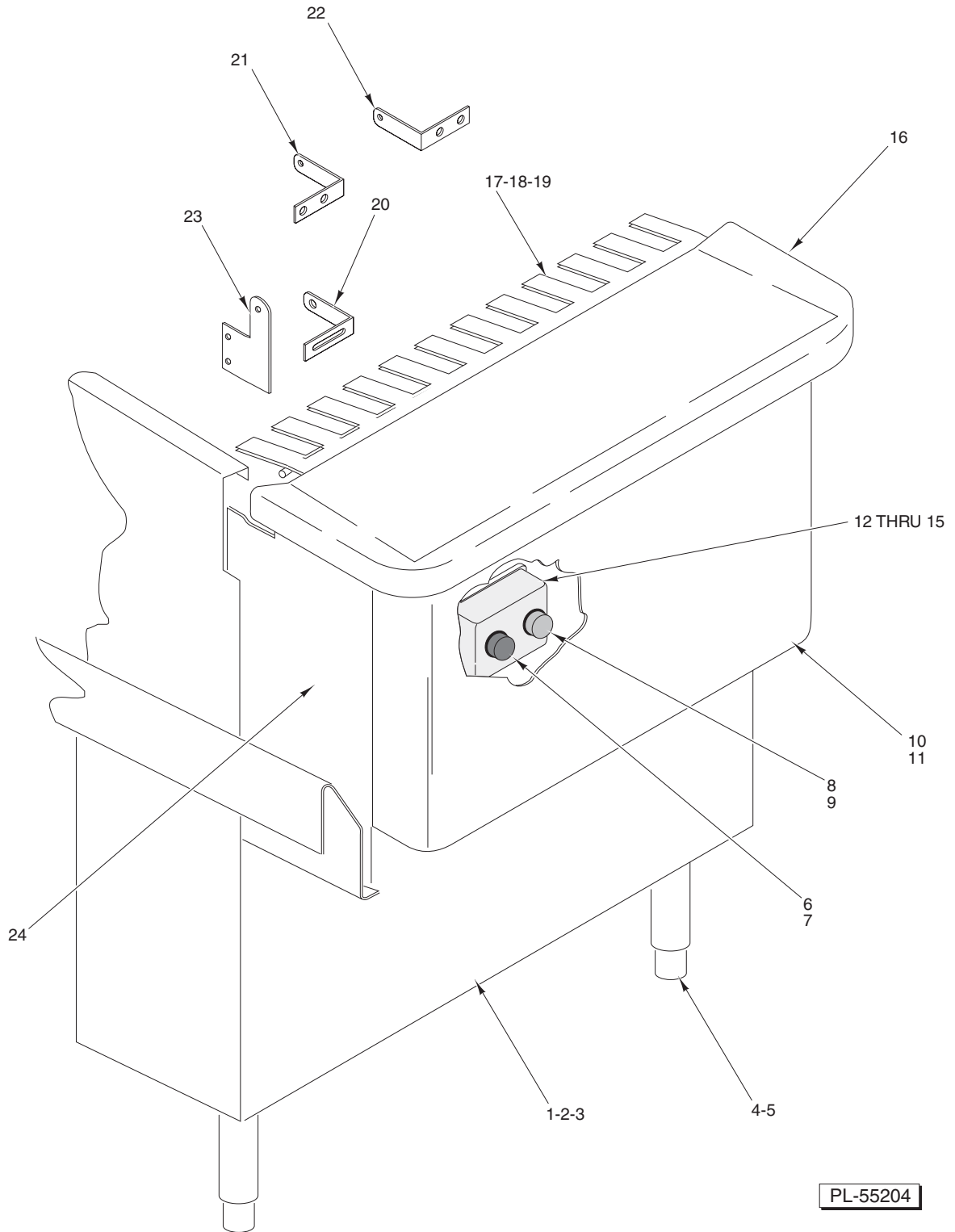
<b>Page</b>	<b>Description</b>	<b>Page</b>	<b>Description</b>
<b>3-25</b>	<b>LOADING UNIT</b>	66	Electric Heater (Auxiliary Tank) (FT900W Only)
3	Conveyor Take-Up Unit	67	Low Water Protection (Steam Heat)
5	Load Platform	68	Dual Rinse Probe Box
6	Prewash System (Pump, Motor, and Arms)	69	Steam Coils (Tank Heat)
8	Flush Arm Unit	71	Auxiliary Tank Drain and Pump (FT900W Only)
9	Overflow Unit (Prewash Section)	73	Piping – Steam Coil (One Tank)
11	Drain Unit (Prewash Section)	74	Track and Strainer Pan (FT900W)
12	Doors, Curtains, Strainers, and Baffles (Prewash Section)	75	Piping – Common Steam (FT900) (Steam Coil or Injector Heat)
14	Panels And Tracks (Prewash Section)	76	Piping – Common Steam (FT900S) (Steam Coil or Injector Heat)
17	Hinged Doors (Prewash Section)	77	Piping – Common Steam (FT900W) (Steam Coil or Injector Heat)
18	Hinged Door Attachment (Prewash Section)	78	Single-Steam Injector (Tank Heat) (FT900)
21	Photoelectric Eye W/Brackets	79	Double-Steam Injector (Tank Heat)
22	Probes (Prewash Section)	80	Piping – Common Double Steam (FT900 and FT900S) (Steam Coil or Injector Heat)
23	Photoelectric Eye Control Box	81	Piping – Common Double Steam (FT900W) (Steam Coil or Injector Heat)
25	Prewash Temperature Control		
<b>26-81</b>	<b>CENTER UNIT</b>	<b>82-131</b>	<b>UNLOADING UNIT</b>
26	Control Box and Lid (W/O Circuit Breakers)	82	Steam Booster (Single-Steam Injector)
29	Control Box with Circuit Breakers	85	Steam Booster (Double-Steam Injector)
31	Circuit Breakers	87	Electric Booster (R-L)
32	Lower Base Plate (Control Box) (Previous Construction)	88	Electric Booster (L-R)
35	Lower Base Plate (Control Box) (Current Construction)	91	Circuit Breaker – Electric Booster (Mounted on Electric Booster) (Previous Construction)
37	Base Plate Assembly – Upper and Bottom	93	Circuit Breaker Box
39	Wash/Rinse System (Pump, Motor, and Arms)	95	Drain Unit (Unload Section)
40	Fill Piping	97	Panels and Tracks
42	Final Rinse Piping	99	Conveyor (Type AA) (Previous Construction)
45	Auxiliary Rinse Piping (FT900W)	101	Conveyor (Type BB) (Current Construction)
47	Final Rinse Actuator (Previous Construction)	103	Conveyor (Type A)
48	Doors, Curtains, Strainers, and Baffles (Wash/Rinse Section)	104	Conveyor (Thermal Tray – POS 1 and 2)
51	Hinged Doors (Wash/Rinse Section)	107	Conveyor (Oval Trays) (Previous Construction)
52	Hinged Door Attachment (Wash/Rinse Section)	109	Conveyor Drive Unit
55	Final Rinse Makeup Unit and Pan	111	Blower Dryer Unit (Previous Construction)
57	Flow Back Unit (Wash/Rinse Section)	113	Plenum, Deflector, Tracks, and Doors
59	Drain Unit (Wash/Rinse Section)	115	Panels (Dryer)
61	Panels and Tracks (Wash/Rinse Section)	117	Hinged Doors (Dual Rinse and Blower Dryer)
63	Electric Heater (One Tank) (FT900 and FT900W)	118	Hinged Door Attachment (Unload and Dual Rinse Sections)
65	Electric Heater (One Tank) (FT900S)	121	Heater (Electric Dryer)
		123	Motor – Blower Dryer (Previous Construction)
		125	Heater (Steam Dryer) (Previous Construction)
		126	Low Profile Blower Dryer
		128	Blower Motor (Low Profile)
		131	Unload Platform



PL-55203

**CONVEYOR TAKE-UP UNIT**

ILLUS.	PART NO.	NAME OF PART	AMT.
PL-55203			
1	00-475502	Sprocket – Conveyor (9 Tooth) .....	2
2	00-012430-00204	Key 1/4 x 1/4 x 1 3/4 .....	2
3	SC-050-15	Set Screw 3/8-16 x 7/8 .....	2
4	00-476006	Guide – Bearing Support .....	2
5	00-475977	Weldment – Screw Adjustment .....	2
6	00-081656	Bearing – Flange .....	2
7	00-475790	Shaft – Conveyor (Load) .....	1
8	NS-018-38	Jam Nut 3/4-10 Hex (SST) .....	2

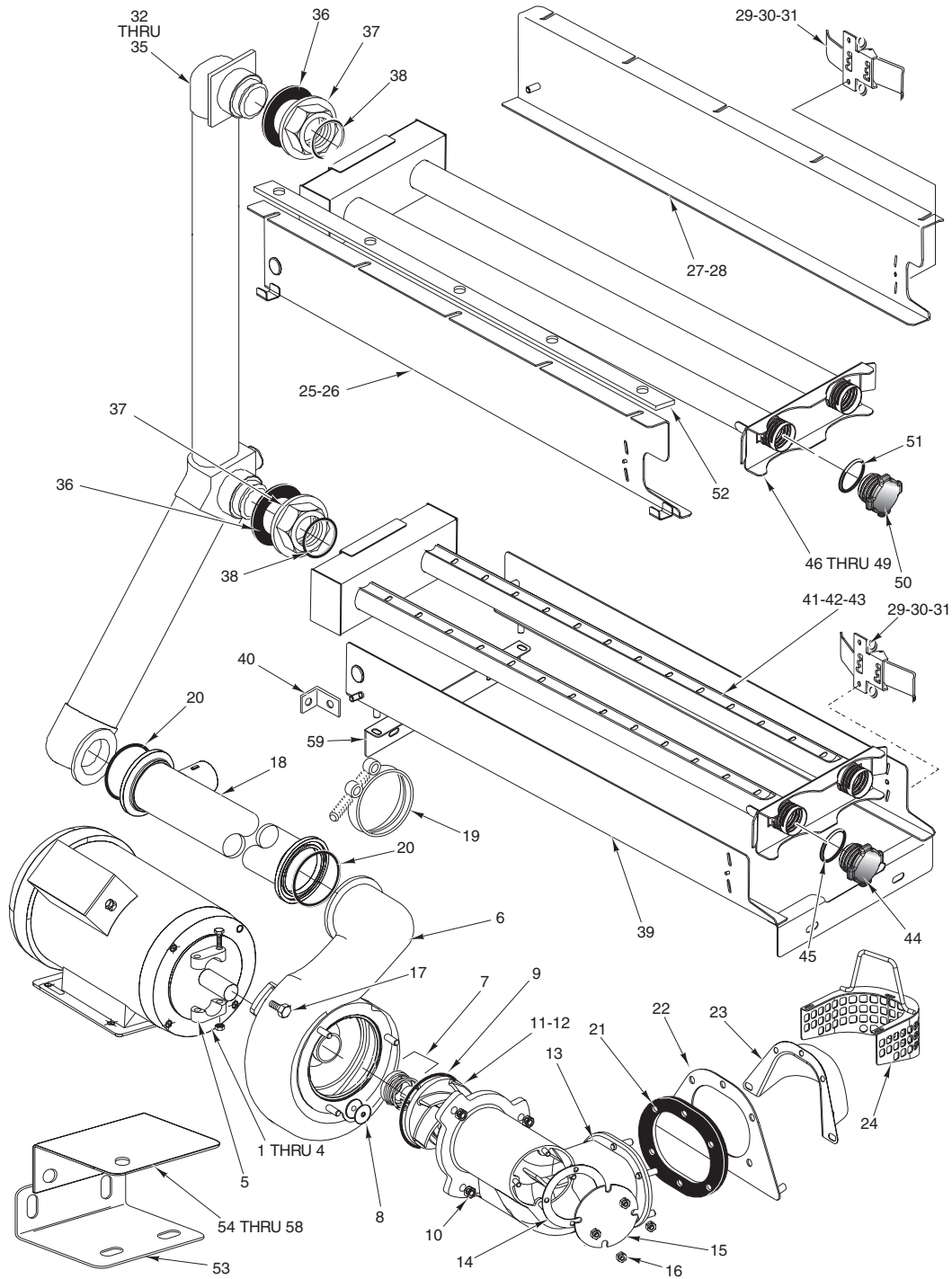


**LOAD PLATFORM**

**LOAD PLATFORM**

ILLUS.	PART NO.	NAME OF PART	AMT.
PL-55204			
1	00-748758	Panel – Load End (Current Construction) .....	1
2	00-475943-00001	Panel – Load End (R-L) (Previous Construction) .....	1
3	00-475943-00002	Panel – Load End (L-R) (Previous Construction) .....	1
4	00-475874	Foot .....	4
5	00-475879	Leg – Load .....	1
6	00-749986-00003	Block – Contact (Stop) .....	1
7	00-749992	Button – Push (Extended) .....	1
8	00-749986-00004	Block – Contact (Start) .....	1
9	00-892001	Button – Push (Flush) .....	1
10	00-476747-00001	Bracket – Start/Stop (Load R-L) .....	1
11	00-476747-00002	Bracket – Start/Stop (Load L-R) .....	1
12	00-476654	Box – Switch (Start/Stop) .....	1
13	00-288465	Lid & Gasket Assy. ....	1
14	SD-012-20	Self-Tapping Screw 8-32 x 1/2 Phil. Truss Hd., Type T .....	4
15	FE-022-84	Strain Relief 1/2 NPT .....	1
16	00-475971	Platform Assy. (Load) .....	1
17	00-892614	Load Fingers Assy. Type A (Current Construction) .....	1
18	00-475984	Load Fingers Assy. Type AA (Previous Construction) .....	1
19	00-892558	Load Fingers Assy. Type BB (Current Construction) .....	1
20	00-892617	Bracket – Finger Mounting (Current Construction) .....	1
21	00-475990-00001	Bracket – Finger Mounting (Previous Construction) .....	1
22	00-475990-00002	Bracket – Finger Mounting (Previous Construction) .....	1
23	00-475985	Plate – Pivot Load Platform .....	2
24	00-475991	Support – Platform .....	1

**FT900 DISHWASHER REPLACEMENT PARTS**



PL-55205

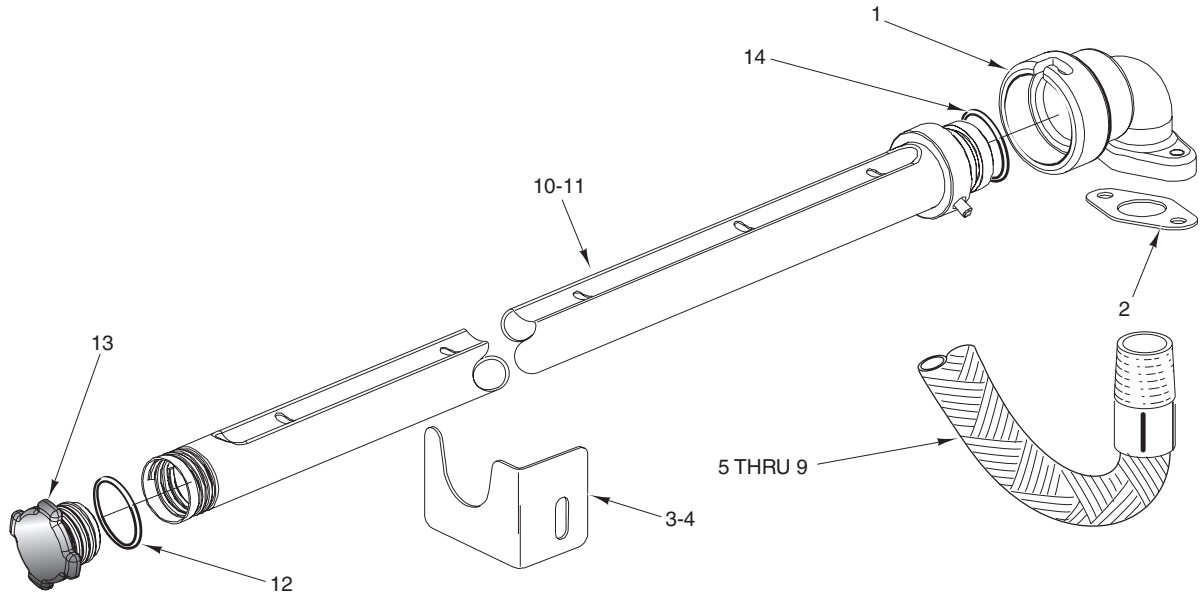
**PREWASH SYSTEM  
(PUMP, MOTOR, AND ARMS)**

LLUS. PL-55205	PART NO.	NAME OF PART	AMT.
1	00-476738-00001	Motor (208-230/460/60/3) .....	1
2	00-476738-00002	Motor (200-240/380-415/50/3) .....	1
3	00-476738-00003	Motor (575/60/3) .....	1

**PREWASH SYSTEM  
(PUMP, MOTOR, AND ARMS) (Cont.)**

ILLUS.	PART NO.	NAME OF PART	AMT.
4	00-476738-00004	Motor (380/60/3) .....	1
5	00-476738-00005	Clamp .....	1
6	00-476738-00006	Housing – Pump W/Studs .....	1
7	00-476738-00007	Seal Assy. ....	1
8	00-476738-00008	Gasket – Drain .....	1
9	00-476738-00009	O-Ring – Suction Flange .....	1
10	NS-015-11	Nut <sup>5</sup> / <sub>16</sub> -18 Hex .....	3
11	00-476738-00011	Impeller Assy. (Load, 60 Hz.) .....	1
12	00-476738-00010	Impeller Assy. (Load, 50 Hz.) .....	1
13	00-476738-00012	Flange – Suction W/Studs .....	1
14	00-476738-00013	Gasket Clean Out .....	1
15	00-476738-00014	Plate, Cover, Clean Out .....	1
16	NS-015-01	Nut <sup>1</sup> / <sub>4</sub> -20 Hex (SST) .....	4
17	SC-041-29	Cap Screw <sup>3</sup> / <sub>8</sub> -16 x <sup>7</sup> / <sub>8</sub> Hex Hd. (SST) .....	4
18	00-476094-00002	Tube – Pump Discharge (Load) .....	1
19	00-476098	Clamp – Discharge Tube .....	2
20	00-067500-00131	O-Ring .....	2
21	00-476091	Gasket – Pump .....	1
22	00-476495	Stiffener – Shroud .....	1
23	00-476409	Shroud – Pump .....	1
24	00-476410	Strainer – Pump .....	1
25	00-476102-00001	Support – Upper Wash Arm (L-R, RH, W/Clip) .....	1
26	00-476102-00002	Support – Upper Wash Arm (R-L, LH, W/Clip) .....	1
27	00-476102-00004	Support – Upper Wash Arm (L-R, LH, No Clip) .....	1
28	00-476102-00003	Support – Upper Wash Arm (R-L, RH, No Clip) .....	1
29	00-476101	Latch – Wash Arm .....	4
30	SC-093-04	Mach. Screw 8-32 x <sup>1</sup> / <sub>2</sub> Phil. Pan Hd. (SST) .....	8
31	NS-031-08	Stop Nut 8-32 Hex (SST) .....	8
32	00-749343-00001	Tube Assy. (Prewash R-L) (Standard Height) .....	1
33	00-749343-00002	Tube Assy. (Prewash R-L) (6 In. Higher Than Standard) .....	1
34	00-749344-00001	Tube Assy. (Prewash L-R) (Standard Height) .....	1
35	00-749344-00002	Tube Assy. (Prewash L-R) (6 In. Higher Than Standard) .....	1
36	00-749370	Gasket – Seal 0.093 x 3.00 .....	2
37	00-473460	Nut – Manifold .....	2
38	00-067500-00129	O-Ring .....	2
39	00-476103-00002	Support Assy. – Lower Wash Arm (Load) .....	1
40	00-289828	Bracket .....	2
41	00-476112	Wash Arm – Lower Load (FT900/900W) .....	1
42	00-892355	Wash Arm – Lower Load R-L (FT900S) .....	1
43	00-892487	Wash Arm – Lower Load L-R (FT900S) .....	1
44	00-475589	Plug – Wash Arm .....	2
45	00-067500-00127	O-Ring .....	2
*46	00-748515-00001	Wash Arm – Upper Load R-L (FT900/900W) .....	1
*47	00-892354	Wash Arm – Upper Load R-L (FT900S) .....	1
*48	00-748515-00002	Wash Arm – Upper Load L-R (FT900/900W) .....	1
*49	00-892496	Wash Arm – Upper Load L-R (FT900S) .....	1
50	00-475589	Plug – Wash Arm .....	2
51	00-067500-00127	O-Ring .....	2
52	-	Spacer – Upper Arm Support .....	1
53	00-748263	Support – Pump Lower .....	1
54	00-748264	Support – Pump Upper (60 Hz.) .....	1
55	00-748265	Support – Pump Upper (50 Hz.) .....	1
56	SC-041-14	Cap Screw <sup>5</sup> / <sub>16</sub> -18 x 1 <sup>1</sup> / <sub>8</sub> Hex Hd. (SST) .....	4
57	WS-017-01	Washer .....	8
58	NS-031-29	Stop Nut <sup>5</sup> / <sub>16</sub> -18 Elastic .....	4
59	00-476097-00002	Bracket – Spreader (Lower Wash Arm) .....	1
	00-749346	Service Kit – Manifold Assy. (Use With Items 32 thru 35) .....	1

\*Remove item 52 (if used previously) when replacing items 46 thru 49.

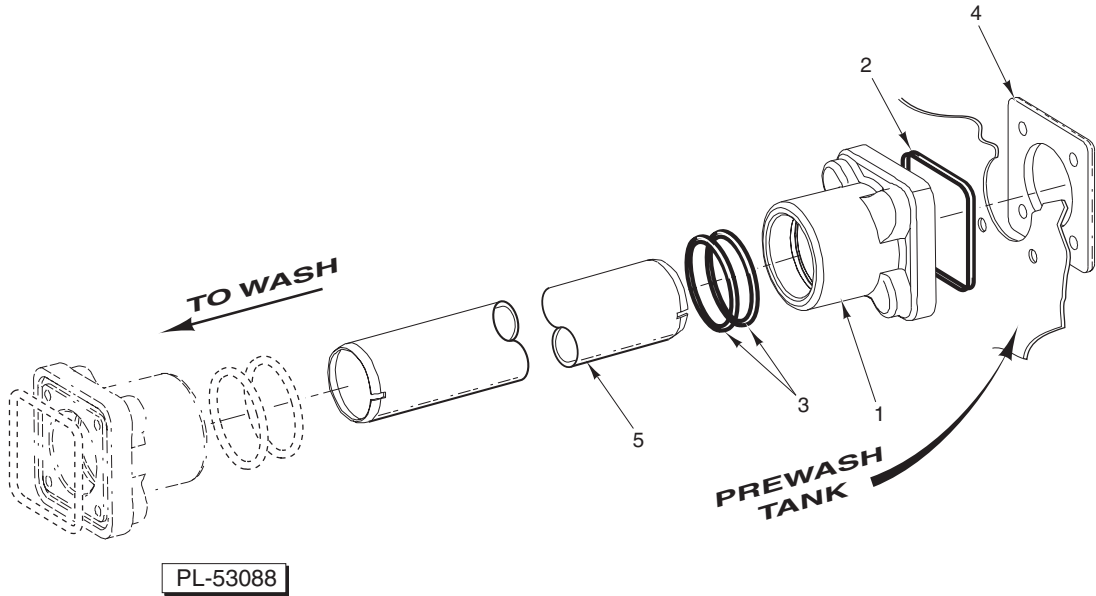


PL-55206

**FLUSH ARM UNIT**

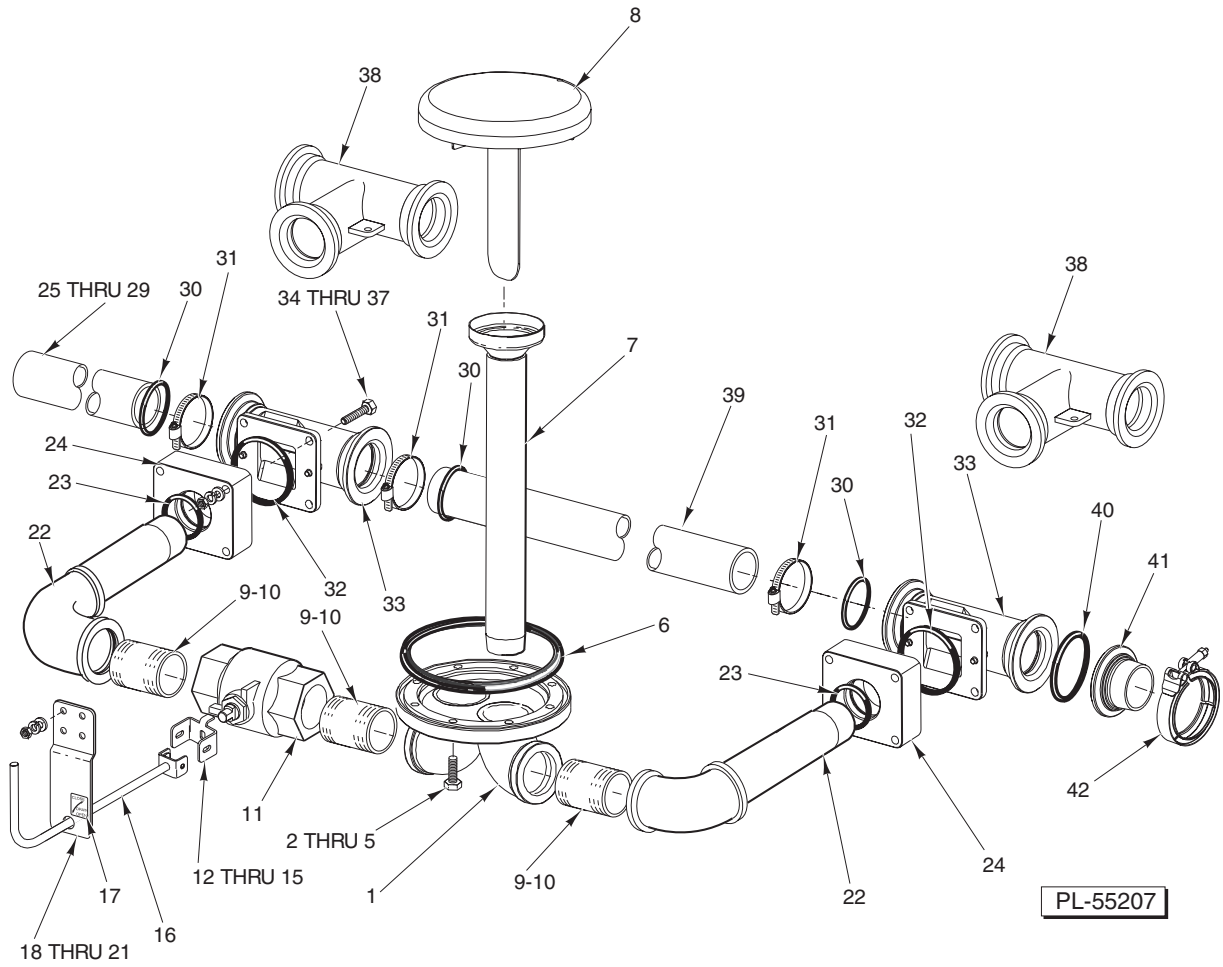
ILLUS.	PART NO.	NAME OF PART	AMT.
PL-55206			
1	00-476119-00002	Socket – Flush Arm .....	1
2	00-476137	Gasket – Socket Flush Arm .....	1
3	00-476121	Bracket – Support (Flush Tube R-L) .....	1
4	00-476121-00002	Bracket – Support (Flush Tube L-R) .....	1
5	00-749158-00001	Hose – Braided (SST 1 In.) (5 Ft. Stage 1, R-L) .....	1
6	00-476237-00005	Hose – Braided (SST 1 In.) (5 Ft. Stage 1, L-R) .....	1
7	00-476237-00001	Hose – Braided (SST 1 In.) (7 Ft. Stage 1, L-R/7 Ft. Stage 1, R-L/5 Ft. Stage 2, R-L/6 Ft. Stage 2, L-R) .....	1
8	00-476237-00002	Hose – Braided (SST 1 In.) (5 Ft. Stage 2, L-R) .....	1
9	00-476237-00003	Hose – Braided (SST 1 In.) (6 Ft. Stage 2, R-L/7 Ft. Stage 2, R-L) .....	1
10	00-476124	Arm – Flush (L-R) .....	1
11	00-476118	Arm – Flush (R-L) .....	1
12	00-067500-00127	O-Ring .....	1
13	00-475589	Plug – Wash Arm .....	1
14	00-067500-00013	O-Ring .....	1
	FP-049-19	Elbow 1 x 45 Deg. (5 Ft. Load, L-R) .....	1
	FP-087-41	Pipe 1 x 3.000 .....	1





**OVERFLOW UNIT  
(PREWASH SECTION)**

ILLUS.	PART NO.	NAME OF PART	AMT.
PL-53088			
1	00-476130	Coupling – Pass-Thru (Flowback Pipe) (2.031 Dia. thru Hole) .....	1
2	00-067500-00132	O-Ring .....	1
3	00-067500-00134	O-Ring .....	2
4	00-476128-00001	Plate – Flow Back Mounting .....	1
5	00-476127	Pipe – Flow Back (Wash/Prewash) .....	1



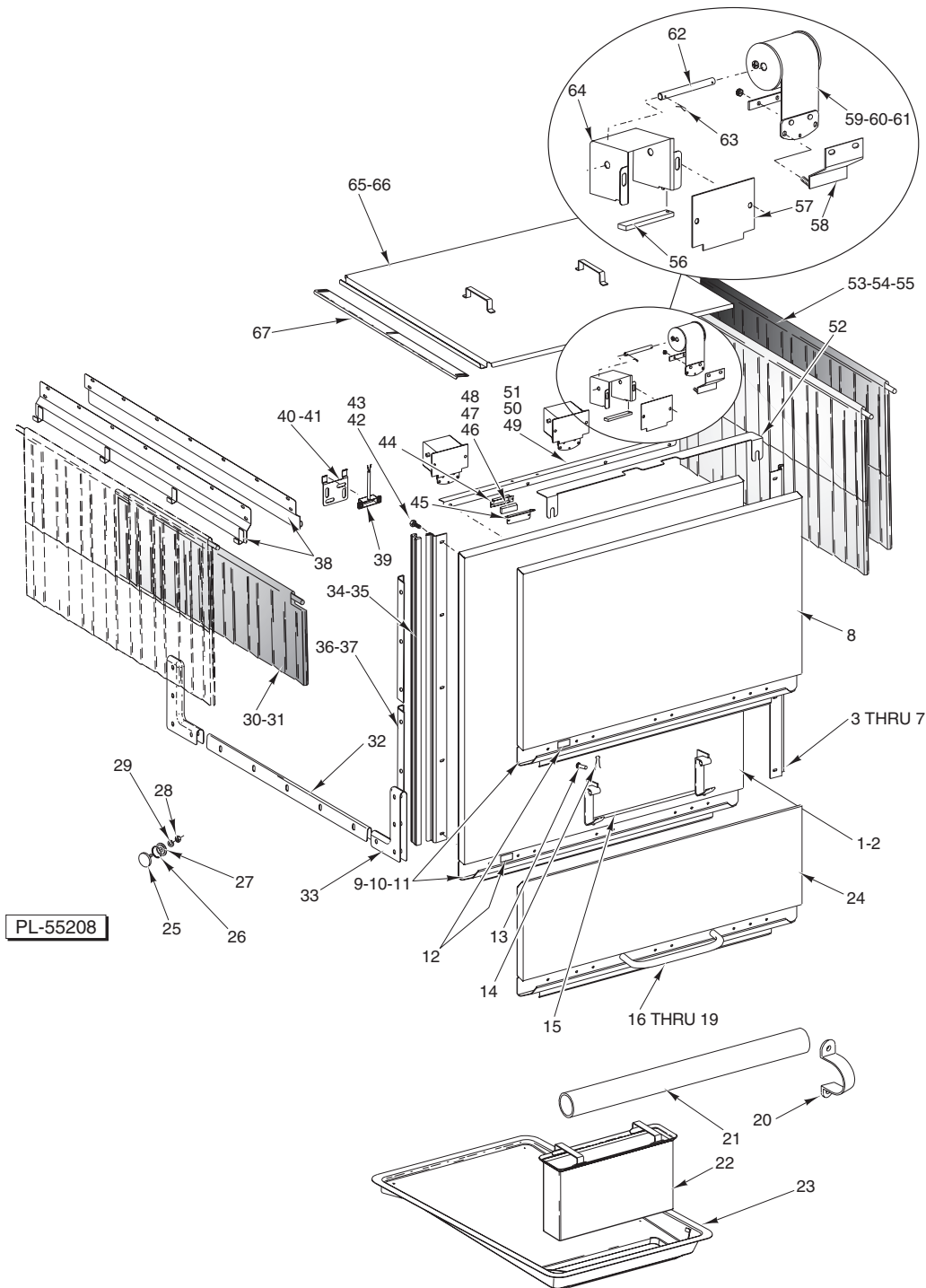
**DRAIN UNIT  
(PREWASH SECTION)**

**DRAIN UNIT  
(PREWASH SECTION)**

ILLUS. PL-55207	PART NO.	NAME OF PART	AMT.
1	00-748013	Drain – Manual Assy. (W/Overflow) (2 Openings) .....	1
2	SC-041-11	Cap Screw <sup>5</sup> / <sub>16</sub> -18 x <sup>3</sup> / <sub>4</sub> Hex Hd. (SST) .....	8
3	WS-017-08	Washer .....	8
4	WL-006-23	Lockwasher <sup>5</sup> / <sub>16</sub> Medium (SST) .....	8
5	NS-015-11	Nut <sup>5</sup> / <sub>16</sub> -18 Hex .....	8
6	00-067500-00136	O-Ring .....	1
7	00-475850	Pipe – Overflow .....	1
8	00-475854	Cover – Overflow .....	1
9	FP-054-85	Pipe 1 <sup>1</sup> / <sub>2</sub> x 2.000 (Previous Construction) .....	1
10	FP-054-58	Pipe 1 <sup>1</sup> / <sub>2</sub> x 1 <sup>3</sup> / <sub>4</sub> (SST) (Current Construction) .....	1
11	00-287826-00001	Valve – Ball .....	1
12	00-748005	Bracket – Valve (Manual) .....	1
13	SC-041-12	Cap Screw <sup>5</sup> / <sub>16</sub> -18 x <sup>7</sup> / <sub>8</sub> Hex Hd. ....	2
14	WS-017-01	Washer .....	2
15	WL-006-23	Lockwasher <sup>5</sup> / <sub>16</sub> Medium (SST) .....	2
16	00-748006	Handle – Manual .....	1
17	00-748025	Label – Drain .....	1
18	00-748186	Support – Drain Handle .....	1
19	WS-017-08	Washer .....	4
20	WL-006-23	Lockwasher <sup>5</sup> / <sub>16</sub> Medium (SST) .....	4
21	NS-015-11	Nut <sup>5</sup> / <sub>16</sub> -18 Hex .....	4
22	00-749552	Elbow – Drain Adapter .....	2
23	00-067500-00126	O-Ring .....	2
24	00-748026	Connector – Adapter (Manual) (Plastic) (Previous Construction) .....	2
25	00-289467-00005	Pipe Drain (39.5 Lg.) (6 Ft. Stage 2, L-R and R-L) .....	1
26	00-289467-00014	Pipe Drain (5 Ft. Stage 2, L-R and R-L) .....	1
27	00-289467-00015	Pipe Drain (6 Ft. Stage 2, L-R and R-L) .....	1
28	00-289467-00016	Pipe Drain (7 Ft. Stage 2, L-R and R-L) .....	1
29	00-289467-00004	Pipe Drain (20.000 Lg.) (Common Load) .....	1
30	00-067500-00134	O-Ring .....	3
31	00-542337	Clamp – Hose .....	3
32	00-067500-00137	O-Ring (Previous Construction) .....	2
33	00-475925	Tee – Connection (Drain Valve) (Previous Construction) .....	2
34	SC-041-62	Cap Screw <sup>5</sup> / <sub>16</sub> -18 x 2 <sup>1</sup> / <sub>2</sub> Hex Hd. (Previous Construction) .....	8
35	WS-017-08	Washer (Previous Construction) .....	16
36	WL-006-23	Lockwasher <sup>5</sup> / <sub>16</sub> Medium (SST) (Previous Construction) .....	8
37	NS-015-11	Nut <sup>5</sup> / <sub>16</sub> -18 Hex (Previous Construction) .....	8
38	00-749650-00001	Tee – Drain Center (Current Construction) .....	2
39	00-289467-00008	Pipe – Drain Overflow (13.500 Lg.) .....	1
40	00-067500-00131	O-Ring .....	1
41	00-475927-00001	Connector – Drain (To Building Drain) (Plastic, 2 NPT) .....	1
42	00-476098	Clamp – Discharge Tube .....	1

**DOORS, CURTAINS, STRAINERS, AND BAFFLES  
(PREWASH SECTION) (Cont.)**

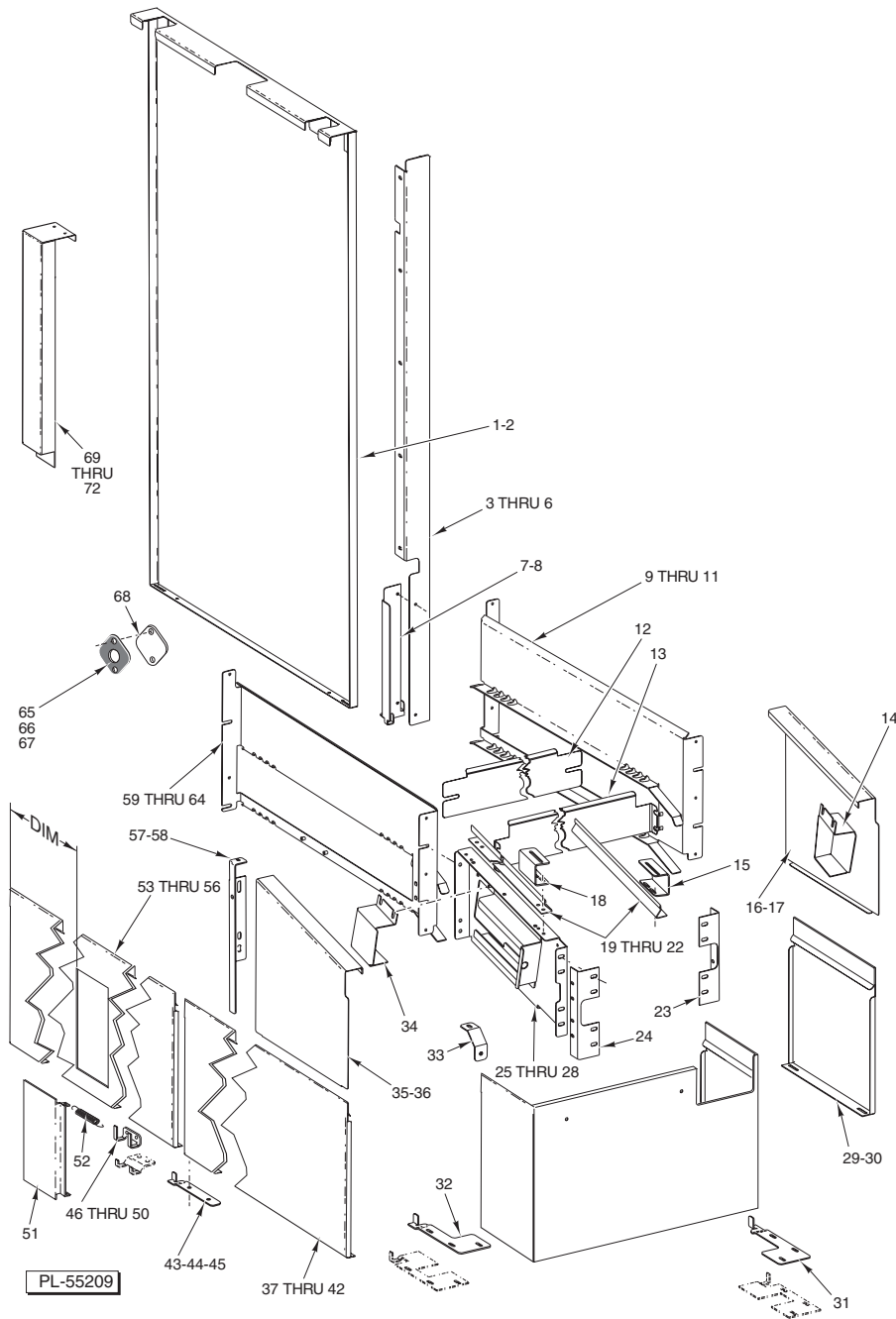
ILLUS.	PART NO.	NAME OF PART	AMT.
PL-55208			
6	00-476904-00005	Guide – Door (Split Upper Door) (6 In. Higher Than Standard) .....	2
7	00-476904-00006	Guide – Door (Split Lower Door) .....	2
8	00-476892-00004	Split Door Assy. (34 In.) Final Upper (Incls. Items 5 & 9) .....	1
9	00-476206-00002	Handle (34 In. Door) .....	1
10	NS-015-01	Nut 1/4-20 Hex (SST) .....	8
11	WL-006-17	Lockwasher 1/4 Medium .....	8
12	00-109920	Label – Short Curtain .....	1
13	00-012114	Pin .....	2
14	PC-005-02	Cotter Pin 1/16 x 1/2 (SST) .....	2
15	00-476978-00002	Catch (34 In. Split Door, Lower) .....	1
16	00-748221	Handle (Split Door, Lower) .....	1
17	SC-041-14	Cap Screw 5/16-18 x 1 1/8 Hex Hd. (SST) .....	2
18	WS-017-08	Washer .....	2
19	WL-006-23	Lockwasher 5/16 Medium (SST) .....	2
20	00-748192	Clamp 1 1/2 .....	2
21	00-748193-00001	Conduit 1 1/2 x 20 In. PVC .....	1
22	00-475846	Basket Assy. – Strainer .....	1
23	00-475973	Strainer – Weldment .....	1
24	00-476939-00002	Split Door Assy. (34 In.) Final Lower (Incls. Items 5 & 7) .....	1
25	00-119244	Cap & Stud Assy. ....	1
26	00-067500-00031	O-Ring .....	1
27	00-119254	Retainer – Cap & Stud .....	1
28	NS-015-01	Nut 1/4-20 Hex (SST) .....	1
29	WL-006-17	Lockwasher 1/4 Medium .....	1
30	00-120160-00001	Curtain – Splash (11 1/4 x 31 1/2) (Short Curtain) .....	1
31	00-120267-00003	Rod – Curtain .....	1
32	00-476769	Saddle – Chamber .....	1
33	00-476768	Cap – Saddle Chamber .....	2
34	00-476421-00002	Guide – Door (Standard Height) .....	2
35	00-476421-00001	Guide – Door (6 In. Higher Than Standard) .....	2
36	00-476422-00002	Retainer – Guide (16 Lg.) (Standard Height) .....	2
37	00-476422-00001	Retainer – Guide (22 Lg.) (6 In. Higher Than Standard) .....	2
38	00-476401	Baffle Assy. (W/Curtain Hooks) .....	2
39	00-476725-00010	Switch – Interlock (Prewash Door) .....	1
40	00-748124	Bracket – Adjustment Magnet .....	1
41	NS-031-50	Stop Nut 6-32 Hex (SST) .....	2
42	SC-041-05	Cap Screw 1/4-20 x 5/8 Hex Hd. (SST) .....	8
43	WL-006-17	Lockwasher 1/4 Medium .....	AR
44	00-290159	Retainer – Magnet .....	1
45	00-476872	Bracket – Magnet .....	1
46	00-290160	Magnet .....	1
47	SC-115-26	Mach. Screw 6-32 x 5/16 Pan Hd. ....	4
48	NS-031-50	Stop Nut 6-32 Hex (SST) .....	4
49	00-476208-00002	Seal (34 In. Door) .....	1
50	SC-041-50	Cap Screw 1/4-20 x 1/2 Hex Hd. ....	5
51	WL-006-17	Lockwasher 1/4 Medium .....	5
52	00-748155	Bracket – Wire Retaining .....	1
53	00-892567-00001	Curtain – Splash (Standard Height) .....	2
54	00-892567-00002	Curtain – Splash (6 In. Higher Than Standard) .....	2
55	00-120267-00004	Rod – Curtain (35.25 Lg.) .....	2
56	00-476269	Plate – Spring Guide .....	3
57	00-476270	Plate – Spring Protector .....	3
58	00-476267	Bracket – Door Spring Mounting .....	3
59	00-476265-00001	Spring Assy. – Door (Note Dash Number on End Plate) (Split Door) .....	3
60	00-476265-00002	Spring Assy. – Door (Note Dash Number on End Plate) (Full Door) .....	2
61	00-476265-00003	Spring Assy. (Note Dash Number on End Plate) (Full Door) .....	1
62	00-475784	Pin – Axle (Spring Spool) .....	3
63	00-066233	Retainer – Clip Support .....	AR
64	00-749503	Bracket – Spring Spool .....	3
65	00-476164-00001	Lid Assy. (Chamber 36 In.) .....	1
66	00-748024	Label – No Step .....	2
67	00-476492	Damper – Steam .....	1



**DOORS, CURTAINS, STRAINERS, AND BAFFLES  
(PREWASH SECTION)**

ILLUS.	PART NO.	NAME OF PART	AMT.
	PL-55208		
1	00-476212-00004	Door Assy. (34 In.) (Standard Height) (Incls. Items 3 & 9) .....	1
2	00-476205-00004	Door Assy. (34 In.) (6 In. Higher Than Standard) (Incls. Items 5 & 9) .....	1
3	00-476197-00003	Guide – Door (Full Door) (Standard Height) .....	2
4	00-476197-00004	Guide – Door (Full Door) (6 In. Higher Than Standard) .....	2
5	00-476904-00004	Guide – Door (Split Upper Door) (Standard Height) .....	2

**FT900 DISHWASHER REPLACEMENT PARTS**

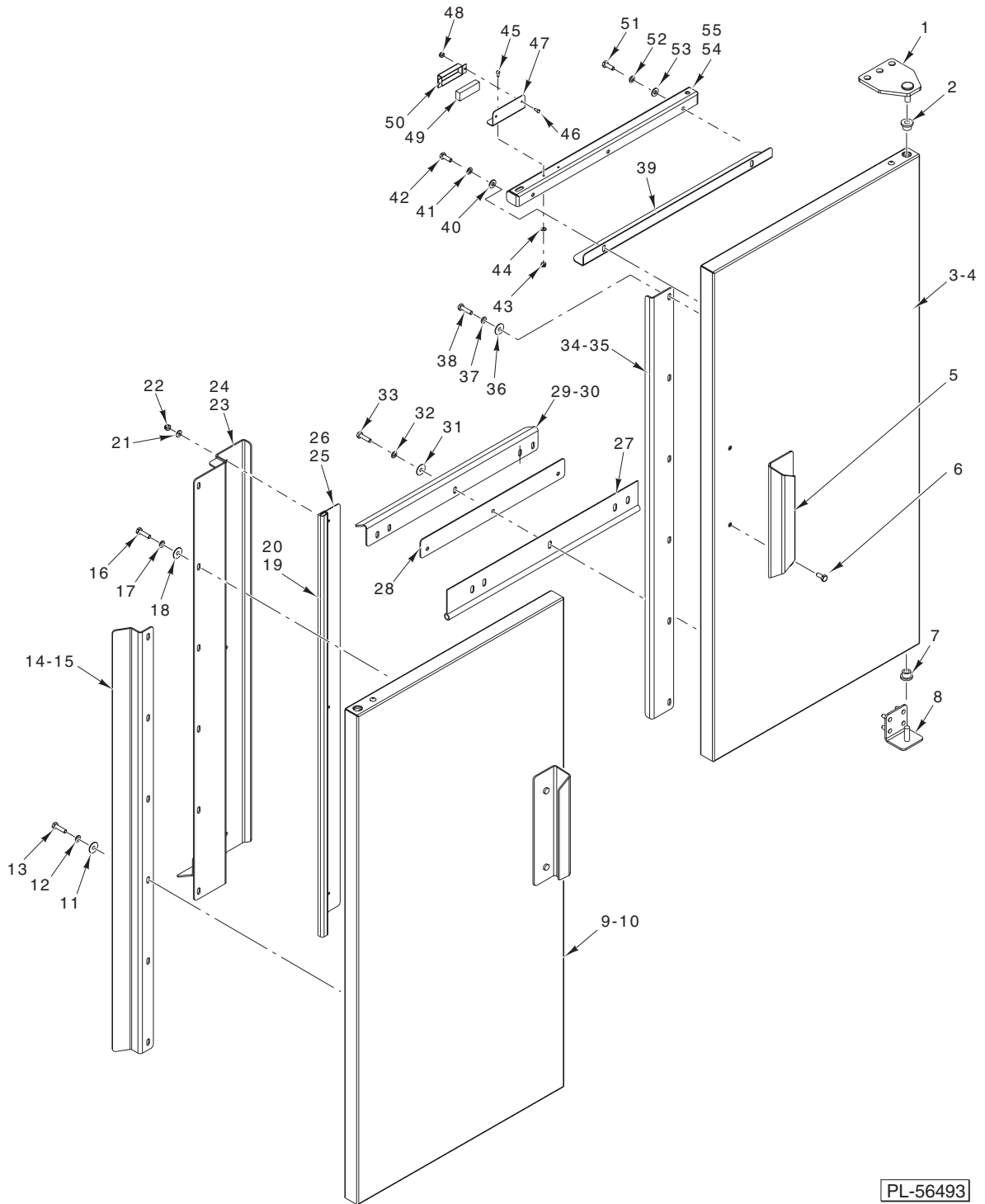


**PANELS AND TRACKS  
(PREWASH SECTION)**

ILLUS.	PART NO.	NAME OF PART	AMT.
PL-55209			
1	00-476885-00002	Panel – Load (Rear) (Standard Height) .....	1
2	00-746885-00001	Panel – Load (Rear) (6 In. Higher Than Standard) .....	1
3	00-476499-00001	Support – End, Rear Panel (R-L Load) (Standard Height) .....	1
4	00-476246-00001	Support – End, Rear Panel (R-L Load) (6 In. Higher Than Standard) .....	1
5	00-476499-00002	Support – End, Rear Panel (L-R Load) (Standard Height) .....	1
6	00-476246-00002	Support – End, Rear Panel (L-R) (6 In. Higher Than Standard) .....	1
7	00-476361	Bracket – Transition (L-R Load) .....	1
8	00-476361-00002	Bracket – Transition (R-L Load) .....	1
9	00-476053-00001	Track (7 Ft. Load) (R-L Front) (L-R Rear) .....	2
10	00-475980-00001	Track (5 Ft. Load) (R-L Front) (L-R Rear) .....	1

**PANELS AND TRACKS  
(PREWASH SECTION) (Cont.)**

ILLUS. PL-55209	PART NO.	NAME OF PART	AMT.
11	00-475980-00002	Track (5 Ft. Load) (R-L Rear) (L-R Front) .....	1
12	00-748161	Baffle – Track (7 Ft. Load) .....	1
13	00-748162	Baffle – Track (5 Ft. Load) .....	1
14	00-476861-00001	Cover – Sprocket (L-R Front) (R-L Rear) .....	1
15	00-476974	Bracket – Rest Locator .....	1
16	00-748017-00002	Panel – Cover (5 Ft. RH Load) .....	1
17	00-748019-00002	Panel – Cover (7 Ft. RH Load) .....	1
18	00-476974	Bracket – Rest Locator .....	1
19	00-748016-00001	Panel – Filler Angle (5 Ft. Load) (Previous Construction) .....	2
20	00-748016-00002	Panel – Filler Angle (7 Ft. Load) (Previous Construction) .....	2
21	00-749242-00001	Panel – Filler Angle (5 Ft. Load) (Current Construction) .....	2
22	00-749242-00002	Panel – Filler Angle (7 Ft. Load) (Current Construction) .....	2
23	00-475989-00001	Bracket – Support (R-L Rear) (L-R Front) .....	1
24	00-475989-00002	Bracket – Support (L-R Rear) (R-L Front) .....	1
25	00-475993-00001	Support – Extension (R-L Front) (L-R Rear) .....	1
26	00-475993-00002	Support – Extension (L-R Front) (R-L Rear) .....	1
27	00-476052-00001	Support – Extension (R-L Front) (L-R Rear) .....	1
28	00-476052-00002	Support – Extension (L-R Front) (R-L Rear) .....	1
29	00-476168-00004	Panel – Trim (10 Lg.) (5 Ft. Load Rear) .....	AR
30	00-476168-00005	Panel – Trim (34 Lg.) (7 Ft. Load Rear) .....	AR
31	00-748463-00002	Bracket – Panel Wrap (R-L Rear) (L-R Front) .....	1
32	00-748463-00001	Bracket – Panel Wrap (L-R Rear) (R-L Front) .....	1
33	00-476675	Bracket – Lower End Panel .....	2
34	00-476861-00002	Cover – Sprocket (R-L Front) (L-R Rear) .....	1
35	00-748017-00001	Panel – Cover (5 Ft. LH Load) .....	1
36	00-748019-00001	Panel – Cover (7 Ft. LH Load) .....	1
37	00-476168-00001	Panel – 72 Trim .....	AR
38	00-476168-00012	Panel – Trim (60 Lg.) .....	AR
39	00-476170-00003	Panel – Trim (12 Lg.) .....	AR
40	00-476170-00002	Panel – Trim (48 Lg.) .....	AR
41	00-476170-00001	Panel – Trim (24 Lg.) .....	AR
42	00-476170-00004	Panel – Trim (36 Lg.) .....	AR
43	00-476171	Retainer – Panel .....	1
44	WS-019-06	Washer .....	2
45	SC-066-06	Mach. Screw 10-24 x 1/2 Phil. Truss Hd. (SST) .....	2
46	00-748324	Bracket – Panel (Front) .....	1
47	SC-041-05	Cap Screw 1/4-20 x 5/8 Hex Hd. (SST) .....	2
48	WS-003-49	Washer .....	2
49	WL-006-17	Lockwasher 1/4 Medium .....	2
50	NS-015-01	Nut 1/4-20 Hex (SST) .....	2
51	00-289629-00002	Door – Access .....	1
52	00-185888	Spring – Door .....	2
53	00-748241-00001	Panel – Trim (72 Lg.) (Dim. 42) .....	AR
54	00-748241-00002	Panel – Trim (72 Lg.) (Dim. 19 1/2) .....	AR
55	00-748241-00003	Panel – Trim (72 Lg.) (Dim. 22) (Previous Construction) (Use 00-748241-00002) .....	AR
56	00-748241-00004	Panel – Trim (48 Lg.) (Dim. 19) .....	AR
57	00-748003-00001	Bracket – Locator Support (LH) .....	1
58	00-748003-00002	Bracket – Locator Support (RH) .....	1
59	00-475980-00001	Track (5 Ft. Load) (R-L Front) (L-R Rear) (Use with Full Door) .....	1
60	00-476053-00001	Track (7 Ft. Load) (Use with Full Door) .....	1
61	00-748004-00001	Track (5 Ft. Load) (R-L Front) (Use with Split Door) .....	1
62	00-748011-00001	Track (7 Ft. Load) (R-L Front) (Use with Split Door) .....	1
63	00-748004-00002	Track (5 Ft. Load) (L-R Front) (Use with Split Door) .....	1
64	00-748011-00002	Track (7 Ft. Load) (L-R Front) (Use with Split Door) .....	1
65	00-436827	Gasket .....	1
66	WL-006-23	Lockwasher 5/16 Medium (SST) .....	2
67	NS-015-11	Nut 5/16-18 Hex .....	2
68	00-122402-00002	Flange .....	1
69	00-476432	Cover – Front (Load, Standard Height) .....	1
70	00-476433	Cover – Front (Load, 6 In. Higher Than Standard) .....	1
71	00-892248-00001	Cover – Front (Load, Standard Height) (Use With Hinged Doors) .....	1
72	00-892248-00002	Cover – Front (Load, 6 In. Higher Than Standard) (Use With Hinged Doors) .....	1



**HINGED DOORS (PREWASH SECTION)**

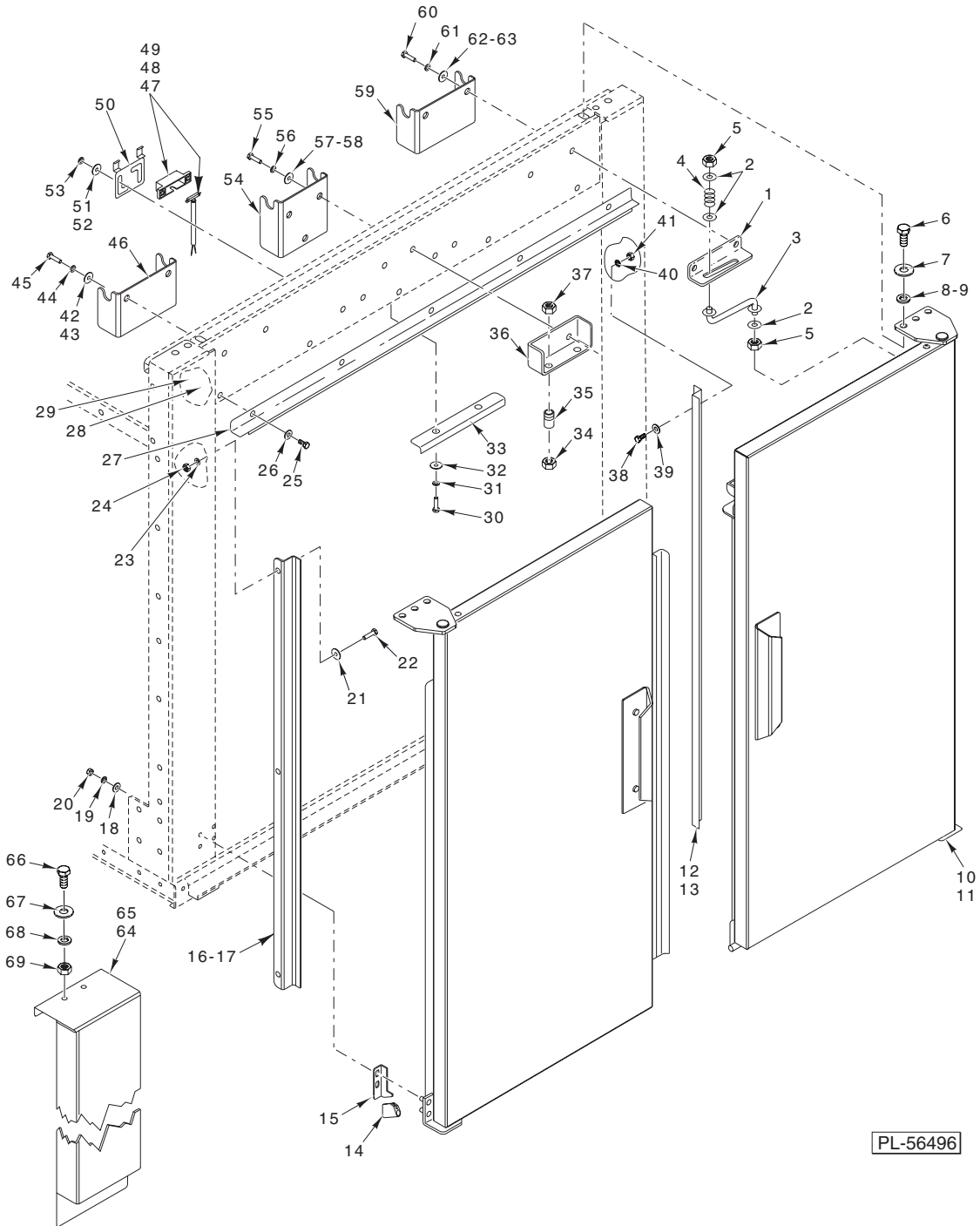
PL-56493



**HINGED DOORS (PREWASH SECTION)**

ILLUS. PL-56493	PART NO.	NAME OF PART	AMT.
1	00-892184	Plate – Top Hinge Weldment .....	2
2	00-892210	Bearing – Door Hinge .....	2
3	00-892229-00001	Door Assy. (RH) (Standard Height) (Incls. Items 2, 5, 6, 7, 27, 28, 30 thru 34, 36 thru 53, & 55) .....	1
4	00-892361-00001	Door Assy. (RH) (6 In. Higher Than Standard) (Incls. Items 2, 5, 6, 7, 30 thru 33, 35 thru 53, & 55) .....	1
5	00-892214	Handle – Door .....	2
6	SC-041-05	Cap Screw 1/4-20 x 5/8 Hex Hd. (SST) .....	1
7	00-892210	Bearing – Door Hinge .....	2
8	00-892185	Bracket – Bottom Hinge Weldment .....	2
9	00-892230-00001	Door Assy. (LH) (Standard Height) (Incls. Items 2, 5, 6, 11 thru 14, 16, 17, 18, 27, 28, 29, 31 thru 34, & 39 thru 54) .....	1
10	00-892362-00001	Door Assy. (LH) (6 In. Higher Than Standard) (Incls. Items 2, 5, 6, 7, 11, 12, 13, 15 thru 18, 27, 28, 29, 31, 32, 33, 35 & 39 thru 54) .....	1
11	WS-003-47	Washer (SST) .....	AR
12	WL-006-17	Lockwasher 1/4 Helical (SST) .....	AR
13	SC-041-01	Cap Screw 1/4-20 x 3/4 Hex Hd. (SST) .....	AR
14	00-892196-00001	Deflector – Door Side (Standard Height) .....	2
15	00-892196-00002	Deflector – Door Side (6 In. Higher Than Standard) .....	2
16	SC-041-01	Cap Screw 1/4-20 x 3/4 Hex Hd. (SST) .....	AR
17	WL-006-17	Lockwasher 1/4 Helical (SST) .....	AR
18	WS-003-47	Washer (SST) .....	AR
19	00-892215-00001	Gasket – Door Vertical (Standard Height) .....	1
20	00-892215-00002	Gasket – Door Vertical (6 In. Higher Than Standard) .....	1
21	WS-019-20	Washer (SST) .....	3
22	NS-031-15	Stop Nut 10-24 Hex Special (SST) .....	3
23	00-892588-00001	Overlap – Door Weldment (Standard Height) .....	1
24	00-892588-00002	Overlap – Door Weldment (6 In. Higher Than Standard) .....	1
25	00-892585-00001	Retainer – Door Seal (Standard Height) .....	1
26	00-892585-00002	Retainer – Door Seal (6 In. Higher Than Standard) .....	1
27	00-892211-00002	Gasket – Lower Door .....	1
28	00-892213-00002	Plate – Lower Seal Spacer .....	1
29	00-892199-00002	Seal – Lower Door (LH) .....	1
30	00-892200-00002	Seal – Lower Door (RH) .....	1
31	WS-003-47	Washer (SST) .....	10
32	WL-006-17	Lockwasher 1/4 Helical (SST) .....	10
33	SC-041-02	Cap Screw 1/4-20 x 1 Hex Hd. (SST) .....	10
34	00-892198-00001	Seal – Door Overlap (Standard Height) .....	1
35	00-892198-00002	Seal – Door Overlap (6 In. Higher Than Standard) .....	1
36	WS-003-47	Washer (SST) .....	AR
37	WL-006-17	Lockwasher 1/4 Helical (SST) .....	AR
38	SC-041-01	Cap Screw 1/4-20 x 3/4 Hex Hd. (SST) .....	AR
39	00-892189-00002	Bracket – Upper Door Seal .....	2
40	WS-017-06	Washer (SST) .....	4
41	WL-006-17	Lockwasher 1/4 Helical (SST) .....	4
42	SC-041-01	Cap Screw 1/4-20 x 3/4 Hex Hd. (SST) .....	4
43	NS-031-50	Stop Nut 6-32 Hex Special (SST) .....	4
44	WS-023-01	Washer (SST) .....	4
45	SC-021-08	Mach. Screw 6-32 x 3/8 Slotted Rd. Hd. (SST) .....	4
46	SC-021-08	Mach. Screw 6-32 x 3/8 Slotted Rd. Hd. (SST) .....	4
47	00-892187	Bracket – Door Magnet .....	2
48	NS-031-50	Stop Nut 6-32 Hex Special (SST) .....	4
49	00-290160	Magnet .....	2
50	00-290159	Retainer – Magnet .....	2
51	SC-041-01	Cap Screw 1/4-20 x 3/4 Hex Hd. (SST) .....	6
52	WL-006-17	Lockwasher 1/4 Helical (SST) .....	6
53	WS-017-06	Washer (SST) .....	6
54	00-892231-00001	Bracket – Door Catch (LH) .....	1
55	00-892231-00002	Bracket – Door Catch (RH) .....	1

**FT900 DISHWASHER REPLACEMENT PARTS**

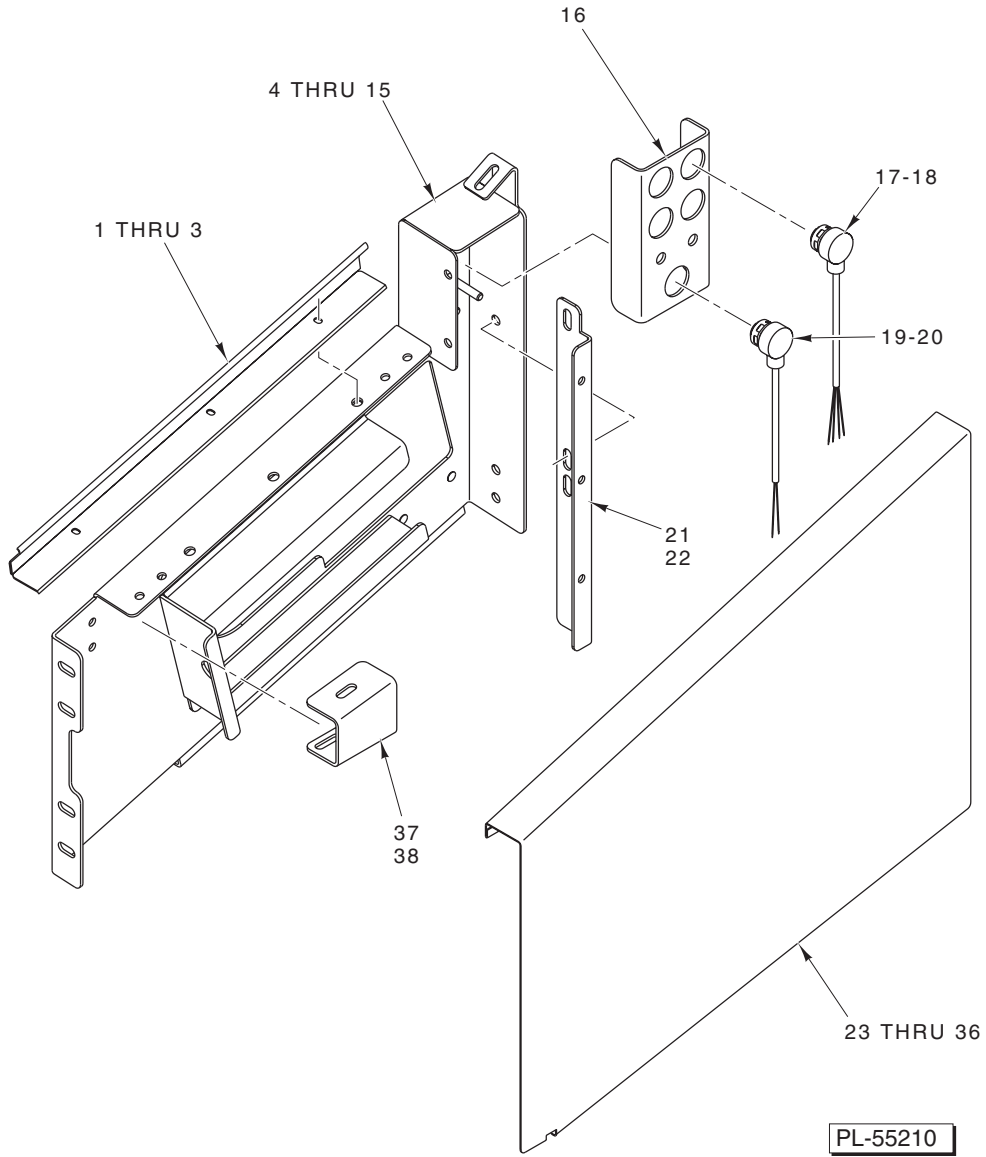


**HINGED DOOR ATTACHMENT (PREWASH SECTION)**

ILLUS.	PART NO.	NAME OF PART	AMT.
	PL-56496		
1	00-892208	Bracket – Slide Door Stop (RH) .....	1
2	WS-017-01	Washer (SST) .....	3
3	00-892207-00002	Rod – Door Stop Wldt. ....	1
4	SL-005-14	Spring – Loading .....	1
5	NS-031-29	Stop Nut <sup>5</sup> / <sub>16</sub> -18 Special (SST) .....	2
6	SC-041-17	Cap Screw <sup>5</sup> / <sub>16</sub> -18 x 1 1/2 Hex Hd. (SST) .....	6
7	WS-017-01	Washer (SST) .....	12
8	WL-006-23	Lockwasher <sup>5</sup> / <sub>16</sub> Helical .....	6

**HINGED DOOR ATTACHMENT (PREWASH SECTION) (Cont.)**

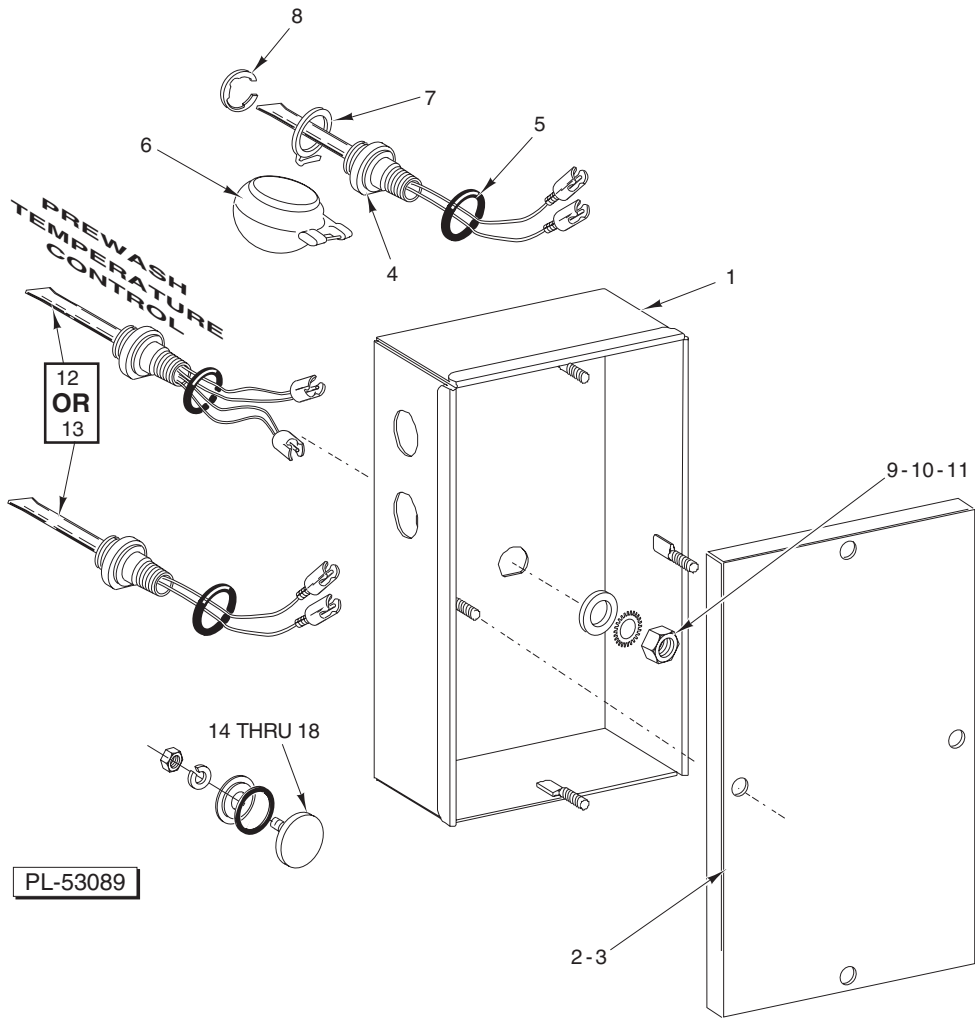
ILLUS. PL-56496	PART NO.	NAME OF PART	AMT.
9	NS-015-11	Nut <sup>5</sup> / <sub>16</sub> -18 Hex (SST) .....	6
10	00-892497	Gasket – Lower Door (Corner) .....	1
11	00-892436-00001	Seal – Chamber Opening (Lower RH) .....	1
12	00-892190-00001	Bracket – Seal (Chamber Opening) (Standard Height) .....	1
13	00-892190-00002	Bracket – Seal (Chamber Opening) (6 In. Higher Than Standard) .....	1
14	00-892497	Gasket – Lower Door (Corner) .....	1
15	00-892436-00002	Seal – Chamber Opening (Lower LH) .....	1
16	00-892190-00001	Bracket – Seal (Chamber Opening) (Standard Height) .....	1
17	00-892190-00002	Bracket – Seal (Chamber Opening) (6 In. Higher Than Standard) .....	1
18	WS-017-06	Washer (SST) .....	8
19	WL-006-17	Lockwasher <sup>1</sup> / <sub>4</sub> Helical (SST) .....	8
20	NS-015-01	Nut <sup>1</sup> / <sub>4</sub> -20 Hex (SST) .....	8
21	WS-017-06	Washer (SST) .....	3
22	SC-041-05	Cap Screw <sup>1</sup> / <sub>4</sub> -20 x <sup>5</sup> / <sub>8</sub> Hex Hd. (SST) .....	3
23	WL-006-17	Lockwasher <sup>5</sup> / <sub>16</sub> Helical .....	3
24	NS-015-01	Nut <sup>1</sup> / <sub>4</sub> -20 Hex (SST) .....	3
25	SC-041-05	Cap Screw <sup>1</sup> / <sub>4</sub> -20 x <sup>5</sup> / <sub>8</sub> Hex Hd. (SST) .....	5
26	WS-017-06	Washer (SST) .....	5
27	00-892188-00001	Bracket – Seal .....	1
28	WL-006-17	Lockwasher <sup>1</sup> / <sub>4</sub> Helical .....	5
29	NS-015-01	Nut <sup>1</sup> / <sub>4</sub> -20 Hex (SST) .....	5
30	NS-015-01	Nut <sup>1</sup> / <sub>4</sub> -20 Hex (SST) .....	2
31	WL-006-17	Lockwasher <sup>1</sup> / <sub>4</sub> Helical (SST) .....	2
32	WS-017-06	Washer (SST) .....	2
33	00-892589	Deflector – Chamber Top .....	1
34	NS-048-44	Jam Nut <sup>3</sup> / <sub>8</sub> -24 Hex (SST) .....	2
35	00-324221	Catch – Door .....	2
36	00-892195	Support – Door Catch .....	1
37	NS-048-44	Jam Nut <sup>3</sup> / <sub>8</sub> -24 Hex (SST) .....	2
38	SC-041-05	Cap Screw <sup>1</sup> / <sub>4</sub> -20 x <sup>5</sup> / <sub>8</sub> Hex Hd. (SST) .....	3
39	WS-017-06	Washer (SST) .....	3
40	WL-006-17	Lockwasher <sup>1</sup> / <sub>4</sub> Helical (SST) .....	3
41	NS-015-01	Nut <sup>1</sup> / <sub>4</sub> -20 Hex (SST) .....	3
42	WL-006-23	Lockwasher <sup>5</sup> / <sub>16</sub> Helical (SST) .....	2
43	NS-015-11	Nut <sup>5</sup> / <sub>16</sub> -18 Hex (SST) .....	2
44	WS-017-01	Washer (SST) .....	4
45	SC-041-11	Cap Screw <sup>5</sup> / <sub>16</sub> -18 x <sup>3</sup> / <sub>4</sub> Hex Hd. (SST) .....	2
46	00-892209	Plate – Door Stop Reinforcement .....	1
47	00-476725-00030	Switch – Interlock (FT900 Prewash Tank) .....	2
48	00-476725-00033	Switch – Interlock (FT900S Prewash Tank) .....	2
49	00-476725-00034	Switch – Interlock (FT900W Prewash Tank) .....	2
50	00-748124	Bracket – Magnet Adjustable .....	2
51	WL-006-17	Lockwasher <sup>1</sup> / <sub>4</sub> Helical .....	4
52	NS-015-01	Nut <sup>1</sup> / <sub>4</sub> -20 Hex (SST) .....	4
53	WS-017-06	Washer (SST) .....	4
54	00-892204	Latch – Reinforcement (Chamber) .....	1
55	SC-041-11	Cap Screw <sup>5</sup> / <sub>16</sub> -18 x <sup>3</sup> / <sub>4</sub> Hex Hd. (SST) .....	2
56	WS-017-01	Washer (SST) .....	4
57	WL-006-23	Lockwasher <sup>5</sup> / <sub>16</sub> Helical (SST) .....	2
58	NS-015-11	Nut <sup>5</sup> / <sub>16</sub> -18 Hex (SST) .....	2
59	00-892209	Plate – Door Stop Reinforcement .....	1
60	SC-041-11	Cap Screw <sup>5</sup> / <sub>16</sub> -18 x <sup>3</sup> / <sub>4</sub> Hex Hd. (SST) .....	2
61	WS-017-01	Washer (SST) .....	4
62	WL-006-23	Lockwasher <sup>5</sup> / <sub>16</sub> Helical (SST) .....	2
63	NS-015-11	Nut <sup>5</sup> / <sub>16</sub> -18 Hex (SST) .....	2
64	00-892453-00001	Cover – Load Front (Standard Height) .....	1
65	00-892453-00002	Cover – Load Front (6 In. Higher Than Standard) .....	1
66	SC-041-05	Cap Screw <sup>1</sup> / <sub>4</sub> -20 x <sup>5</sup> / <sub>8</sub> Hex Hd. (SST) .....	2
67	WS-017-06	Washer (SST) .....	4
68	WL-006-17	Lockwasher <sup>1</sup> / <sub>4</sub> Helical (SST) .....	2
69	NS-015-01	Nut <sup>1</sup> / <sub>4</sub> -20 Hex (SST) .....	2



**PHOTOELECTRIC EYE W/BRACKETS**

**PHOTOELECTRIC EYE W/BRACKETS**

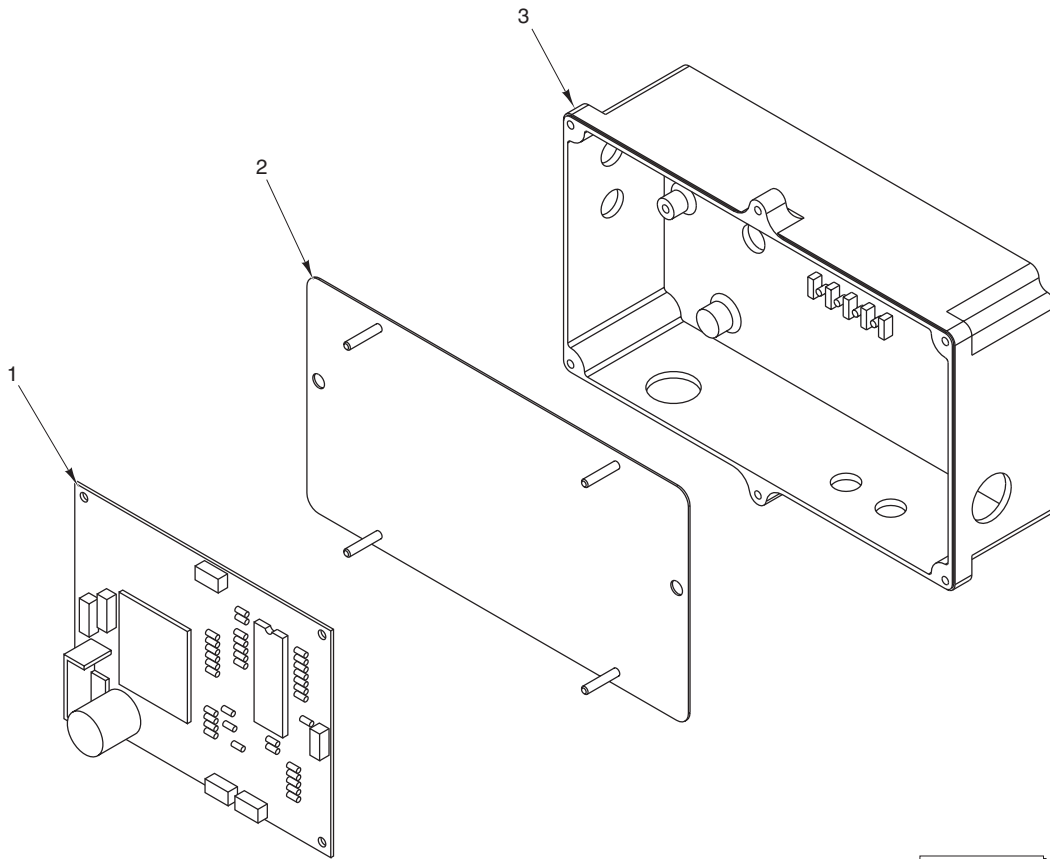
ILLUS.	PART NO.	NAME OF PART	AMT.
PL-55210			
1	00-749252-00001	Support Wldt. Extension 7 Ft. Load (Left) (Current Construction) .....	AR
2	00-749252-00002	Support Wldt. Extension 7 Ft. Load (Right) (Current Construction) .....	AR
3	00-749242-00003	Panel – Filler Angle (6 Ft. Load) .....	AR
4	00-749264-00001	Weldment – Track W/O Dishguide (1 Ft.) .....	AR
5	00-749264-00002	Weldment – Track W/O Dishguide (1 Ft.) .....	AR
6	00-749569-00001	Weldment – Track W/O Dishguide (2 Ft.) .....	AR
7	00-749569-00002	Weldment – Track W/O Dishguide (2 Ft.) .....	AR
8	00-749570-00001	Weldment – Track W/O Dishguide (3 Ft.) .....	AR
9	00-749570-00002	Weldment – Track W/O Dishguide (3 Ft.) .....	AR
10	00-749571-00001	Weldment – Track W/O Dishguide (4 Ft.) .....	AR
11	00-749571-00002	Weldment – Track W/O Dishguide (4 Ft.) .....	AR
12	00-749250-00001	Support Weldment – Extension 5 Ft. Load (Current Construction) .....	AR
13	00-749250-00002	Support Weldment – Extension 5 Ft. Load (Current Construction) .....	AR
14	00-749251-00001	Support Weldment – Extension (6 Ft.) (R-L Front) (L-R Rear) .....	AR
15	00-749251-00002	Support Weldment – Extension (6 Ft.) (R-L Rear) (L-R Front) .....	AR
16	00-749287	Bracket – Eye .....	AR
17	00-749513-00002	Receiver (6.5 Ft. Cable) .....	AR
18	00-749513-00004	Receiver (15 Ft. Cable) .....	AR
19	00-749513-00001	Emitter (6.5 Ft. Cable) .....	AR
20	00-749513-00003	Emitter (15 Ft. Cable) .....	AR
21	00-749387-00001	Panel – Retainer (R-L Front) (L-R Rear) .....	AR
22	00-749387-00002	Panel – Retainer (R-L Rear) (L-R Front) .....	AR
23	00-749272-00001	Panel – Cover (1 Ft.) (R-L Front) (L-R Rear) .....	AR
24	00-749272-00002	Panel – Cover (1 Ft.) (R-L Rear) (L-R Front) .....	AR
25	00-749273-00001	Panel – Cover (2 Ft.) (R-L Front) (L-R Rear) .....	AR
26	00-749273-00002	Panel – Cover (2 Ft.) (R-L Rear) (L-R Front) .....	AR
27	00-749274-00001	Panel – Cover (3 Ft.) (R-L Front) (L-R Rear) .....	AR
28	00-749274-00002	Panel – Cover (3 Ft.) (R-L Rear) (L-R Front) .....	AR
29	00-749275-00001	Panel – Cover (4 Ft.) (R-L Front) (L-R Rear) .....	AR
30	00-749275-00002	Panel – Cover (4 Ft.) (R-L Rear) (L-R Front) .....	AR
31	00-749278-00001	Panel – Cover (5 Ft.) (R-L Front) (L-R Rear) .....	AR
32	00-749278-00002	Panel – Cover (5 Ft.) (R-L Rear) (L-R Front) .....	AR
33	00-749279-00001	Panel – Cover (6 Ft.) (R-L Front) (L-R Rear) .....	AR
34	00-749279-00002	Panel – Cover (6 Ft.) (R-L Rear) (L-R Front) .....	AR
35	00-749280-00001	Panel – Cover (7 Ft.) (R-L Front) (L-R Rear) .....	AR
36	00-749280-00002	Panel – Cover (7 Ft.) (R-L Rear) (L-R Front) .....	AR
37	00-749246-00001	Bracket – Stop Rest (R-L Front) (L-R Rear) .....	AR
38	00-749246-00002	Bracket – Stop Rest (R-L Rear) (L-R Front) .....	AR



**PROBES (PREWASH SECTION)**

ILLUS.	PART NO.	NAME OF PART	AMT.
PL-53089			
1	00-475906	Box – Probe (Prewash) .....	1
2	00-474574	Lid Assy. (Incls. Item 3) .....	1
3	00-474569	Gasket .....	1
4	00-328486	Switch & Probe Assy. (2 Wire/Water Level) .....	1
5	00-067500-00072	O-Ring .....	2
6	00-122674	Float Assy. ....	2
7	00-112467	Retainer – Float .....	2
8	RR-010-13	Retaining Ring .....	2
9	WS-010-40	Washer – Thrust .....	2
10	WL-014-31	Lockwasher 1/2 External Shakeproof (SST) .....	2
11	NS-018-28	Jam Nut 1/2-20 Hex .....	2
*12	00-271621	Probe & Switch Assy. (4 Wire) (Temperature & Water Level) .....	1
13	00-328486	Switch & Probe Assy. (2 Wire/Water Level) .....	1
14	00-119244-00002	Cap .....	1
15	00-067500-00031	O-Ring .....	1
16	00-119254	Retainer – Cap & Stud .....	1
17	WL-006-17	Lockwasher 1/4 Medium .....	1
18	NS-015-01	Nut 1/4-20 Hex (SST) .....	1

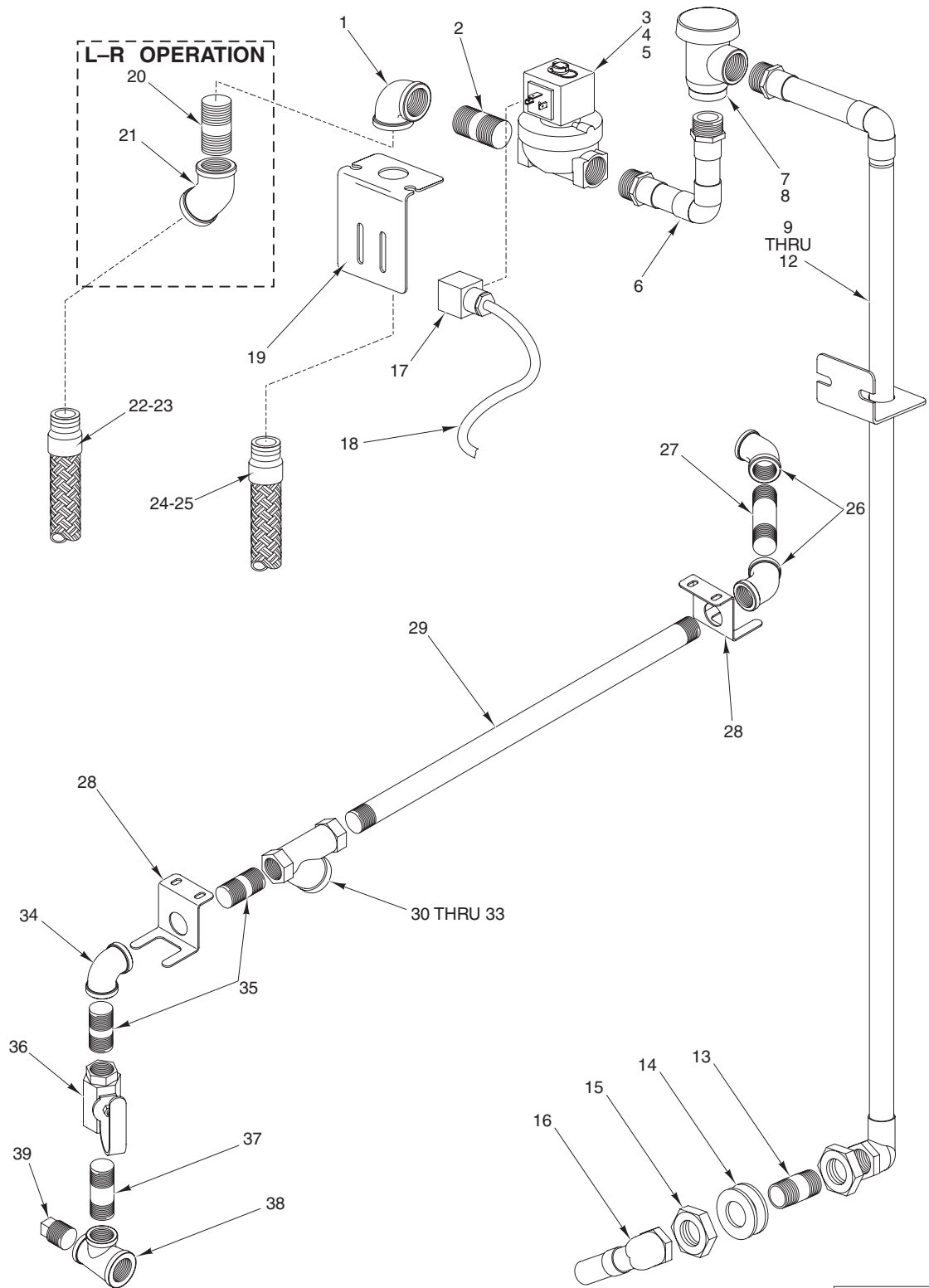
\*Use with prewash temperature control.



PL-55218

**PHOTOELECTRIC EYE CONTROL BOX**

ILLUS.	PART NO.	NAME OF PART	AMT.
PL-55218			
1	00-476685	Relay - Board Assy .....	1
2	00-749480	Base Plate - Final Rinse .....	1
3	00-749477	Box - Electric Final Rinse .....	1
	FE-022-84	Strain Relief - Electrical .....	2
	FE-024-88	Lock Nut - Electrical .....	2
	FE-025-96	Strain Relief - Electrical .....	4



PL-55211

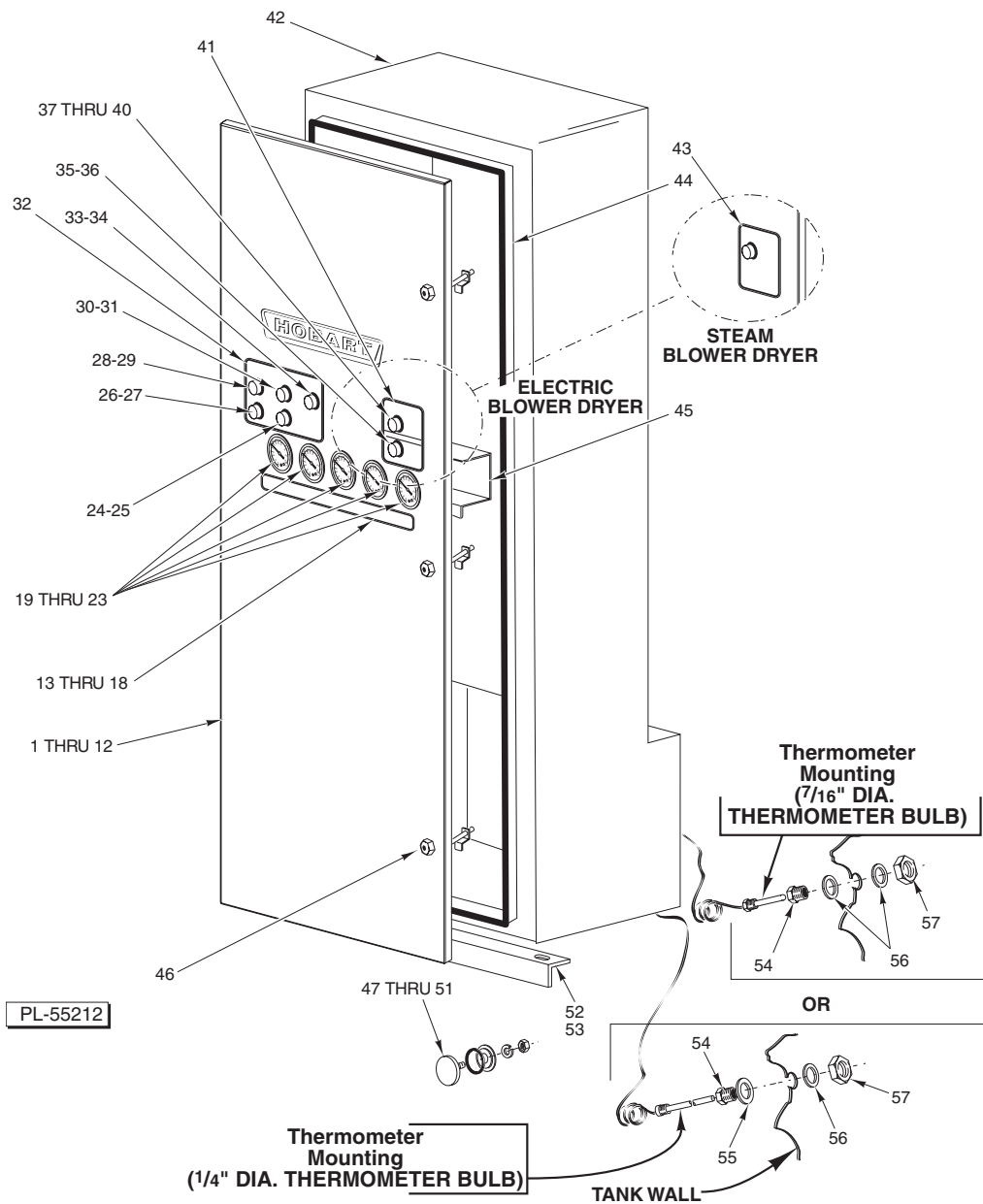
**PREWASH TEMPERATURE CONTROL**



**PREWASH TEMPERATURE CONTROL**

ILLUS.	PART NO.	NAME OF PART	AMT.
PL-55211			
1	FP-015-23	Elbow – Pipe 3/4 x 90 Deg. (Brass) .....	1
2	FP-041-50	Pipe 3/4 x 1 3/8 TBE (Brass) .....	1
3	00-749980	Solenoid Valve 3/4 In. (110-120/50/60) (Incls. Items 4 & 5) .....	1
4	00-892132	Coil – Solenoid Valve .....	1
5	00-892133	Solenoid Valve – Service Kit .....	1
6	00-748073	Piping – Solenoid Valve to Vacuum Breaker .....	1
7	00-277112	Vacuum Breaker (3/4 In.) (Incls. Item 8) .....	1
8	00-118270	Service Kit – Vacuum Breaker (Float & Seal Assy.) .....	1
9	00-476882-00003	Piping – Lower Fill (R-L) (Standard Height) .....	1
10	00-476882-00001	Piping – Lower Fill (R-L) (6 In. Higher Than Standard) .....	1
11	00-476882-00004	Piping – Lower Fill (L-R) (Standard Height) .....	1
12	00-476882-00002	Piping – Lower Fill (L-R) (6 In. Higher Than Standard) .....	1
13	FP-043-94	Pipe 3/4 x 2.000 TBE 1.250 RTOE .....	1
14	WS-013-45	Washer .....	2
15	FP-030-17	Lock Nut 3/4 NPSL Pipe (Brass) .....	2
16	00-476386	Piping Assy. (Inside Fill) .....	1
17	00-476615	Connector – D.I.N. .....	1
18	00-476745-00008	Cable Assy. – Fill Valve .....	1
19	00-476286	Support – Fill Piping .....	1
20	FP-041-50	Pipe 3/4 x 1 3/8 TBE (Brass) .....	1
21	FP-015-22	Elbow Pipe 3/4 x 45 Deg. ....	1
22	00-749153-00002	Braided Water Hose 3/4 In. x 84 In. (SST) (L-R) (Standard Height) .....	1
23	00-749153-00003	Braided Water Hose 3/4 In. x 96 In. (SST) (L-R) (6 In. Higher Than Standard) .....	1
24	00-749153-00001	Braided Water Hose 3/4 In. x 66 In. (SST) (R-L) (Standard Height) .....	1
25	00-749153-00002	Braided Water Hose 3/4 In. x 84 In. (SST) (R-L) (6 In. Higher Than Standard) .....	1
26	FP-015-22	Elbow Pipe 3/4 x 45 Deg. ....	2
27	FP-041-66	Pipe 3/4 x 3 TBE .....	1
28	00-748091	Support – Piping .....	2
29	FP-082-60	Pipe 3/4 x 21.000 .....	1
30	00-186922	Line Strainer 3/4 In. (Brass) (Incls. Items 31, 32, & 33) .....	1
31	00-186923	Plug – Branch (3/4 In. Line Strainer) .....	1
32	00-186924	Gasket (3/4 In. Line Strainer) .....	1
33	00-186925	Screen (3/4 In. Line Strainer) .....	1
34	FP-015-23	Elbow – Pipe 3/4 x 90 Deg. (Brass) .....	2
35	FP-041-50	Pipe 3/4 x 1 3/8 TBE (Brass) .....	1
36	00-223220-00003	Valve 3/4 In. Ball .....	1
37	FP-041-57	Pipe 3/4 x 2 1/4 TBE .....	1
38	FP-019-40	Tee 1 x 3/4 x 3/4 Reducing .....	1
39	FP-028-19	Pipe Plug 3/4 Sq. Hd. (Brass) .....	1
	00-294357-00002	Housing – Connector (Black) .....	AR
	00-476745-00021	Cable Assy. – Probe (R-L) .....	AR
	00-476745-00022	Cable Assy. – Probe (L-R) .....	AR

**FT900 DISHWASHER REPLACEMENT PARTS**



**CONTROL BOX AND LID  
(W/O CIRCUIT BREAKERS)**

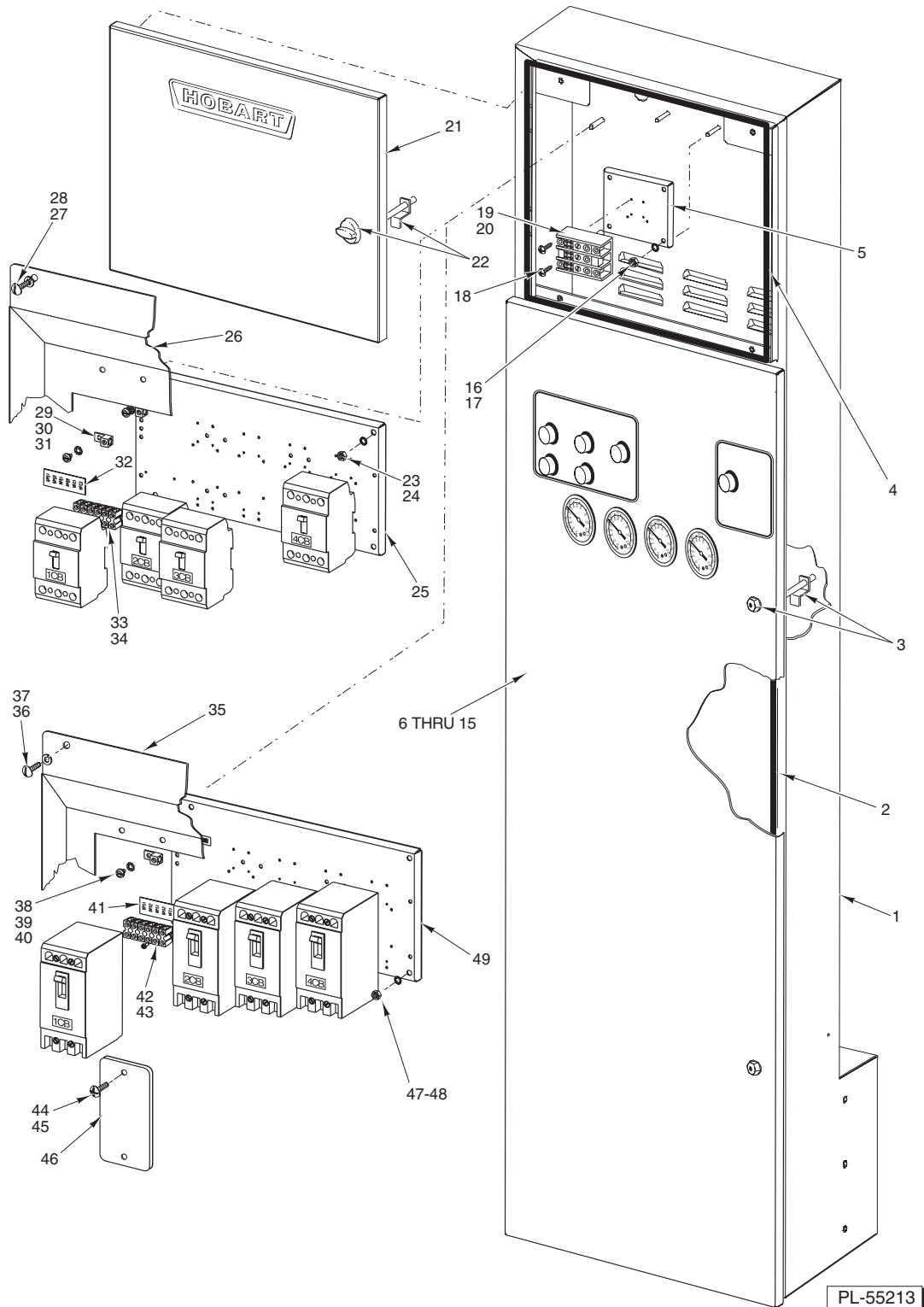
ILLUS.	PART NO.	NAME OF PART	AMT.
PL-55212			
1	00-748876-00003	Door – Control Box (W/O Blower Dryer) (FT900) .....	1
2	00-475937-00002	Door – Control Box (W/Steam Blower Dryer) (FT900S) (Previous Construction) .....	1
3	00-748876-00003	Door – Control Box (W/Steam Blower Dryer) (FT900S) (Current Construction) .....	1
4	00-748876-00001	Door – Control Box (W/Prewash Thermometer) (FT900) .....	1
5	00-475937-00006	Door – Control Box (W/Prewash Thermometer/Steam Blower Dryer) (FT900) (Previous Construction) .....	1
6	00-748876-00001	Door – Control Box (W/Prewash Thermometer/Steam Blower Dryer) (FT900) (Current Construction) .....	1
7	00-475937-00007	Door – Control Box (W/Electric Blower Dryer) (FT900S) (Previous Construction) .....	1
8	00-748876-00004	Door – Control Box (W/Electric Blower Dryer) (FT900S) (Current Construction) .....	1
9	00-475937-00009	Door – Control Box (W/Prewash Thermometer/Electric Blower Dryer) (FT900) (Previous Construction) .....	1

**CONTROL BOX AND LID  
(W/O CIRCUIT BREAKERS) (Cont.)**

ILLUS.	PART NO.	NAME OF PART	AMT.
PL-55212			
10	00-748876-00002	Door – Control Box (W/Prewash Thermometer/Electric Blower Dryer) (FT900) (Current Construction) .....	1
11	00-748876-00005	Door – Control Box (W/O Blower Dryer or W/Steam Blower Dryer) (FT900W) .....	1
12	00-748876-00006	Door – Control Box (W/Electric Blower Dryer) (FT900W) .....	1
13	00-476562	Label – Thermometer W/Prewash (FT900, L-R) .....	1
14	00-476561	Label – Thermometer W/Prewash (FT900, R-L) .....	1
15	00-476598	Label – Thermometer (FT900S, L-R) .....	1
16	00-476599	Label – Thermometer (FT900S, R-L) .....	1
17	00-748918	Label – Thermometer (FT900W, R-L) .....	1
18	00-748917	Label – Thermometer (FT900W, L-R) .....	1
19	00-748516-00002	Thermometer 11 Ft. (1/4 Dia. Capillary Bulb) (FT900, FT900S, FT900W) .....	1
20	00-748516-00003	Thermometer 15 Ft. (1/4 Dia. Capillary Bulb) (FT900, FT900S) .....	1
21	00-748516-00004	Thermometer 23 Ft. (1/4 Dia. Capillary Bulb) (FT900, FT900W) .....	1
*22	00-437041-00005	Thermometer 15 Ft. (7/16 Dia. Capillary Bulb) (FT900, FT900S) .....	1
*23	00-437041-00006	Thermometer 23 Ft. (7/16 Dia. Capillary Bulb) (FT900, FT900W) .....	1
24	00-749992	Button – Push (Extended) (Red) .....	1
25	00-749986-00003	Block – Contact (Stop) .....	1
26	00-749974-00001	Module – Light (120 V. In, 12 V. Out) .....	1
27	00-749975-00001	Lens – Pilot Light (Blue) .....	1
28	00-749898	Button – Push Lighted (Amber) .....	1
29	00-749899	Block – Switch Maintain W/Light (120 V.) .....	1
30	00-892001	Button – Push (Flush) (Green) .....	1
31	00-749986-00004	Block – Contact (Start) .....	1
32	00-748022	Label – Controls .....	1
33	00-749974-00002	Module – Light (120 V. In, 12 V. Out) .....	1
34	00-749975-00002	Lens – Pilot Light (Green) .....	1
35	00-749974-00003	Module – Light (120 V. In, 12 V. Out) .....	1
36	00-749975-00003	Lens – Pilot Light (Red) (Electric Blower Dryer) .....	1
**37	00-087711-299-1	Switch – Block (Momentary, W/Light) (Blower Dryer) (Previous Construction) .....	1
38	00-749898	Switch – Block (Momentary, W/Light) (Blower Dryer) (Current Construction) .....	1
**39	00-749898	Button – Push Lighted (Amber) (Blower Dryer) (Previous Construction) .....	1
40	00-749899	Button – Push Lighted (Amber) (Blower Dryer) (Current Construction) .....	1
41	00-438131-00149	Label – Electric Blower Dryer .....	1
42	00-475939	Control Box .....	1
*43	00-748023	Label – Steam Blower Dryer (Previous Construction) .....	1
44	00-476871-00002	Gasket – Control Box (W/O Circuit Breakers) .....	1
45	00-476862	Cover – Thermometer .....	1
46	00-476582-00002	Latch – Control Box – Hex Type .....	3
47	00-119244-00002	Cap .....	1
48	00-067500-00031	O-Ring .....	1
49	00-119254	Retainer – Cap & Stud .....	1
50	WL-006-17	Lockwasher 1/4 Medium .....	1
51	NS-015-01	Nut 1/4-20 Hex (SST) .....	1
52	00-475876-00002	Bracket – Control Box Support (R-L) 28.813 Lg. .....	1
53	00-475876-00003	Bracket – Control Box Support (L-R) 25.813 Lg. .....	1
54	00-107218	Coupling – Thermometer Bulb .....	AR
55	00-748603	Washer 0.844 x 1.375 x 0.059 (Thermometer) .....	AR
56	WS-012-40	Washer .....	AR
57	FP-053-05	Pipe Lock Nut 1/2 NPSL (SST) .....	AR
	00-748033	Retainer – Control Box .....	1
	00-186075	Grommet .....	3
	00-476856	Label – Instruction – Detergent Feed-Opt .....	1
	00-476857	Label – Instruction – Detergent Feed .....	1
	00-476858	Label – Instruction – Conveyor Stop .....	1
	00-476859	Label – Instruction – Cleaning .....	1
	00-476860	Label – Instruction – Pre-Op Check (Previous Construction) .....	1
	00-749662	Label – Instruction – Pre-Op Check (Current Construction) .....	1
	00-476751-00008	Cable Assy. – Right Tank Temperature Probe (R-L) .....	1
	00-476751-00007	Cable Assy. – Left Tank Temperature Probe (R-L & L-R) .....	1
	00-476751-00011	Cable Assy. – Right Tank Temperature Probe (L-R) .....	1
	00-476641-00001	Bulb (6 V.) (Use W/Items 26, 29, 33, 35, & 37) (Previous Construction) .....	AR

\*Use with or without prewash thermometers.

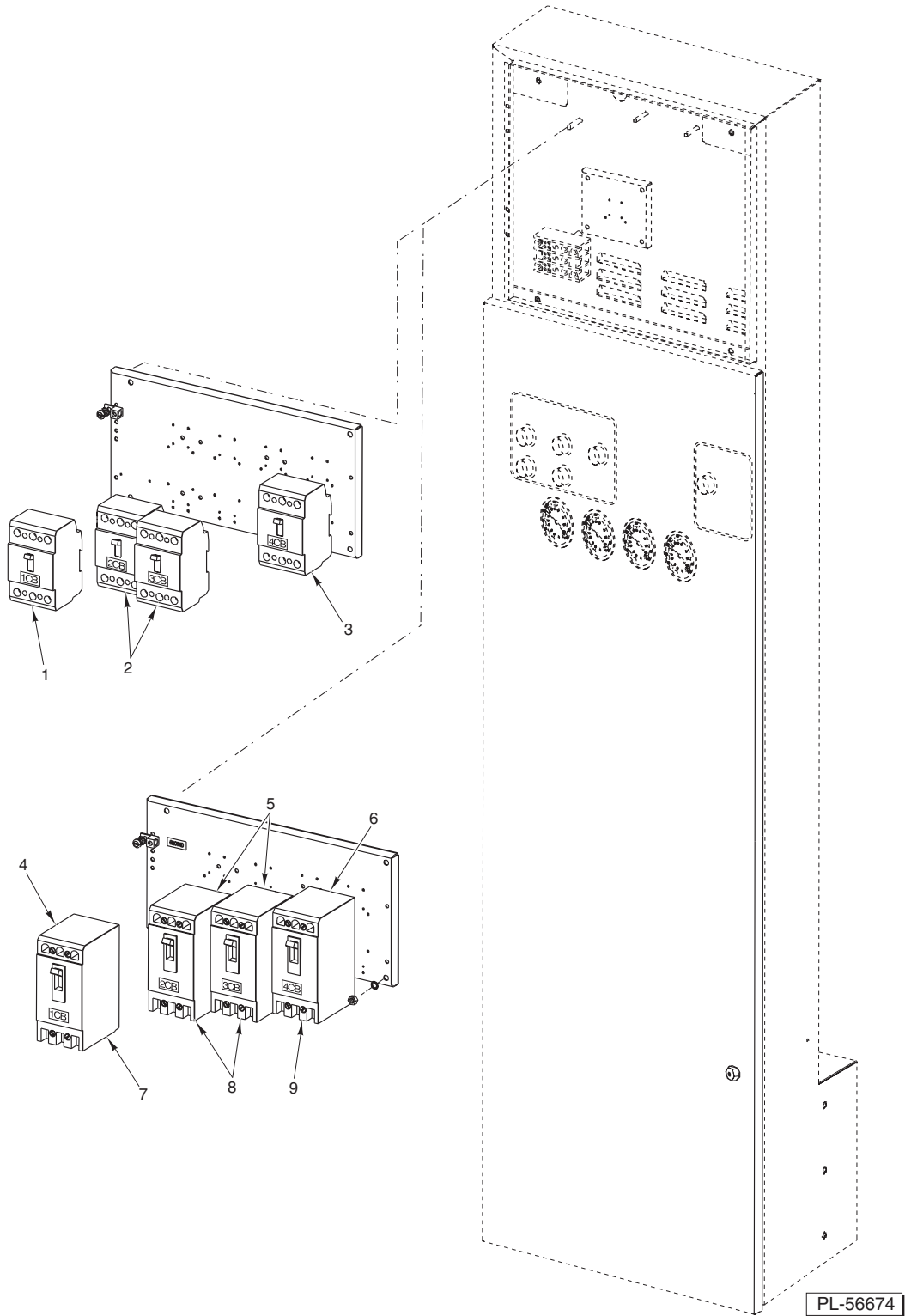
\*\*Use with machines provided w/blower dryer on/off switch only.



**CONTROL BOX WITH CIRCUIT BREAKERS**

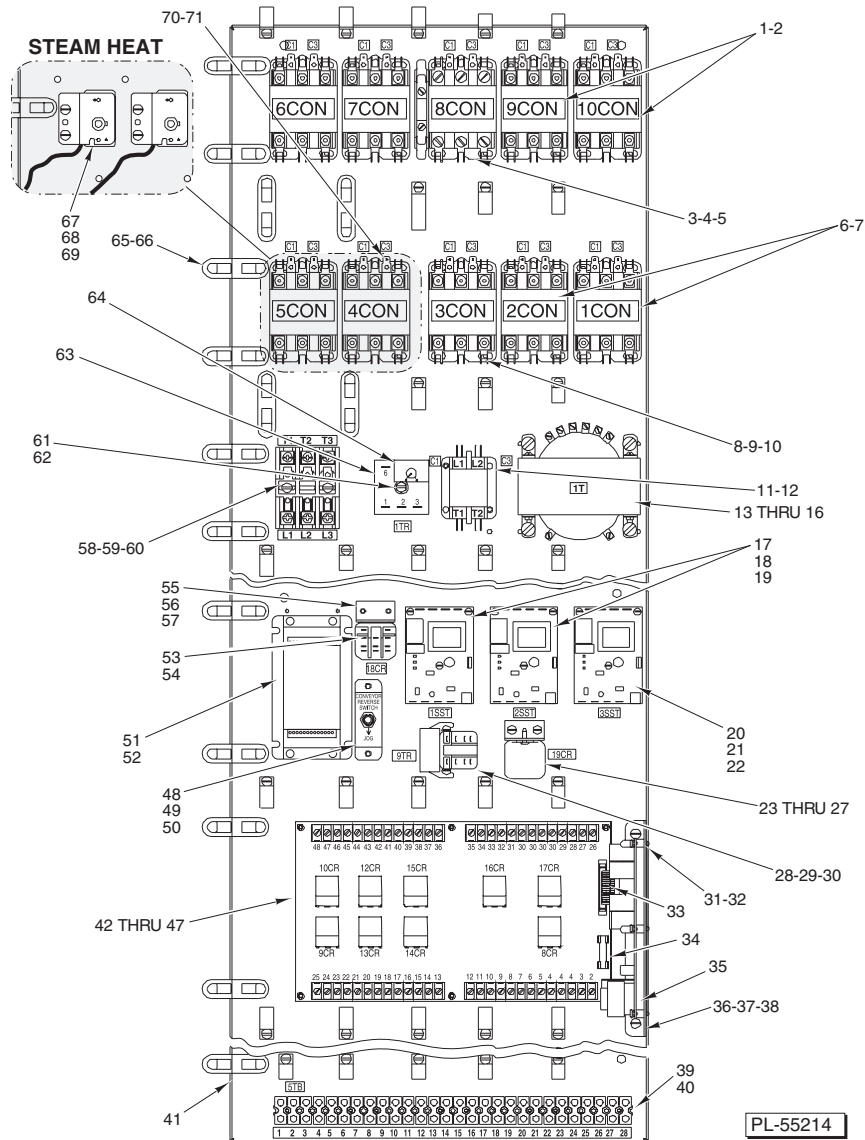
**CONTROL BOX WITH CIRCUIT BREAKERS**

ILLUS.	PART NO.	NAME OF PART	AMT.
PL-55213			
1	00-476753	Control Box (With Circuit Breakers) .....	1
2	00-476871-00004	Gasket – Lower Control Box .....	1
3	00-476582-00002	Latch – Control Box (Hex Type) .....	2
4	00-476871-00003	Gasket – Upper Control Box .....	1
5	00-476524	Base Plate – Terminal Block .....	1
6	00-748877-00003	Door – Control Box (W/O Blower Dryer) .....	1
7	00-476732-00002	Door – Control Box (With Steam Blower Dryer) (Previous Construction) .....	1
8	00-748877-00003	Door – Control Box (With Steam Blower Dryer) (Current Construction) .....	1
9	00-748877-00001	Door – Control Box (With Prewash Thermometer) .....	1
10	00-476732-00006	Door – Control Box (With Prewash Thermometer/Steam Blower Dryer) (Previous Construction) .....	1
11	00-748877-00001	Door – Control Box (With Prewash Thermometer/Steam Blower Dryer) (Current Construction) .....	1
12	00-476732-00007	Door – Control Box (With Electric Blower Dryer) (Previous Construction) .....	1
13	00-748877-00004	Door – Control Box (With Electric Blower Dryer) (Current Construction) .....	1
14	00-476732-00009	Door – Control Box (With Prewash Thermometer/Electric Blower Dryer) (Previous Construction) .....	1
15	00-748877-00002	Door – Control Box (With Prewash Thermometer/Electric Blower Dryer) (Current Construction) .....	1
16	WL-007-15	Lockwasher 1/4 External Shakeproof .....	2
17	NS-031-21	Stop Nut – Special 1/4-20 Hex .....	4
18	SD-008-25	Self-Tapping Screw 10-16 x 1/2 Phil Pan Hd., Type B .....	4
19	00-119031	Block – Terminal (Electric Heat W/Circuit Breakers Over 250 V.) .....	1
20	00-122629	Block – Terminal (Electric Heat W/Circuit Breakers Under 250 V.) .....	1
21	00-476731	Door – Upper Control Box .....	1
22	00-476582-00003	Latch – Control Box Knob Type .....	1
23	WL-007-15	Lockwasher 1/4 External Shakeproof .....	2
24	NS-031-21	Stop Nut – Special 1/4-20 Hex .....	4
25	00-475963	Base Plate – Upper Control Box .....	1
26	00-476701	Cover – Circuit Breaker (Low Voltage) .....	1
27	SC-053-41	Mach. Screw 1/4-20 x 1/2 Truss Hd. (SST) .....	4
28	WL-006-17	Lockwasher 1/4 Medium .....	4
29	00-118544-00002	Lug – Grounding .....	2
30	SD-035-77	Self-Tapping Screw 1/4-20 x 3/8 Phil. Pan Hd., Type TT .....	2
31	WL-007-15	Lockwasher 1/4 External Shakeproof .....	2
32	OF-034000	Label – Terminal Block .....	1
33	00-294325-013-2	Block – Terminal (Over 250 V.) .....	1
34	SD-019-29	Self-Tapping Screw 6-20 x 1/2 Phil. Pan Hd., Type B .....	2
35	00-476700	Cover – Circuit Breaker (High Voltage) .....	1
36	SC-053-41	Mach. Screw 1/4-20 x 1/2 Truss Hd. (SST) .....	4
37	WL-006-17	Lockwasher 1/4 Medium .....	4
38	00-118544-00002	Lug – Grounding .....	2
39	SD-035-77	Self-Tapping Screw 1/4-20 x 3/8 Phil. Pan Hd., Type TT .....	2
40	WL-007-15	Lockwasher 1/4 External Shakeproof .....	2
41	OF-034000	Label – Terminal Block .....	1
42	00-294325-013-2	Block – Terminal (Over 250 V.) .....	1
43	SD-019-29	Self-Tapping Screw 6-20 x 1/2 Phil. Pan Hd., Type B .....	2
44	SC-066-06	Mach. Screw 10-24 x 1/2 Phil. Truss Hd. (SST) .....	AR
45	NS-031-15	Stop Nut 10-24 Hex (SST) .....	AR
46	00-476766	Cover Plate .....	AR
47	WL-007-15	Lockwasher 1/4 External Shakeproof .....	2
48	NS-031-21	Stop Nut – Special 1/4-20 Hex .....	4
49	00-475963	Base Plate – Upper Control Box .....	1
	00-476251-00014	Mounting Kit – Circuit Breaker (Use One Per/1CB & Items 28, 31, 32, & 33) .....	AR
	00-476250-00012	Mounting Kit – Circuit Breaker (Use One Per/1CB & Items 39 thru 42) .....	AR



**CIRCUIT BREAKERS**

**FT900 DISHWASHER REPLACEMENT PARTS**



**LOWER BASE PLATE  
(CONTROL BOX) (PREVIOUS CONSTRUCTION)**

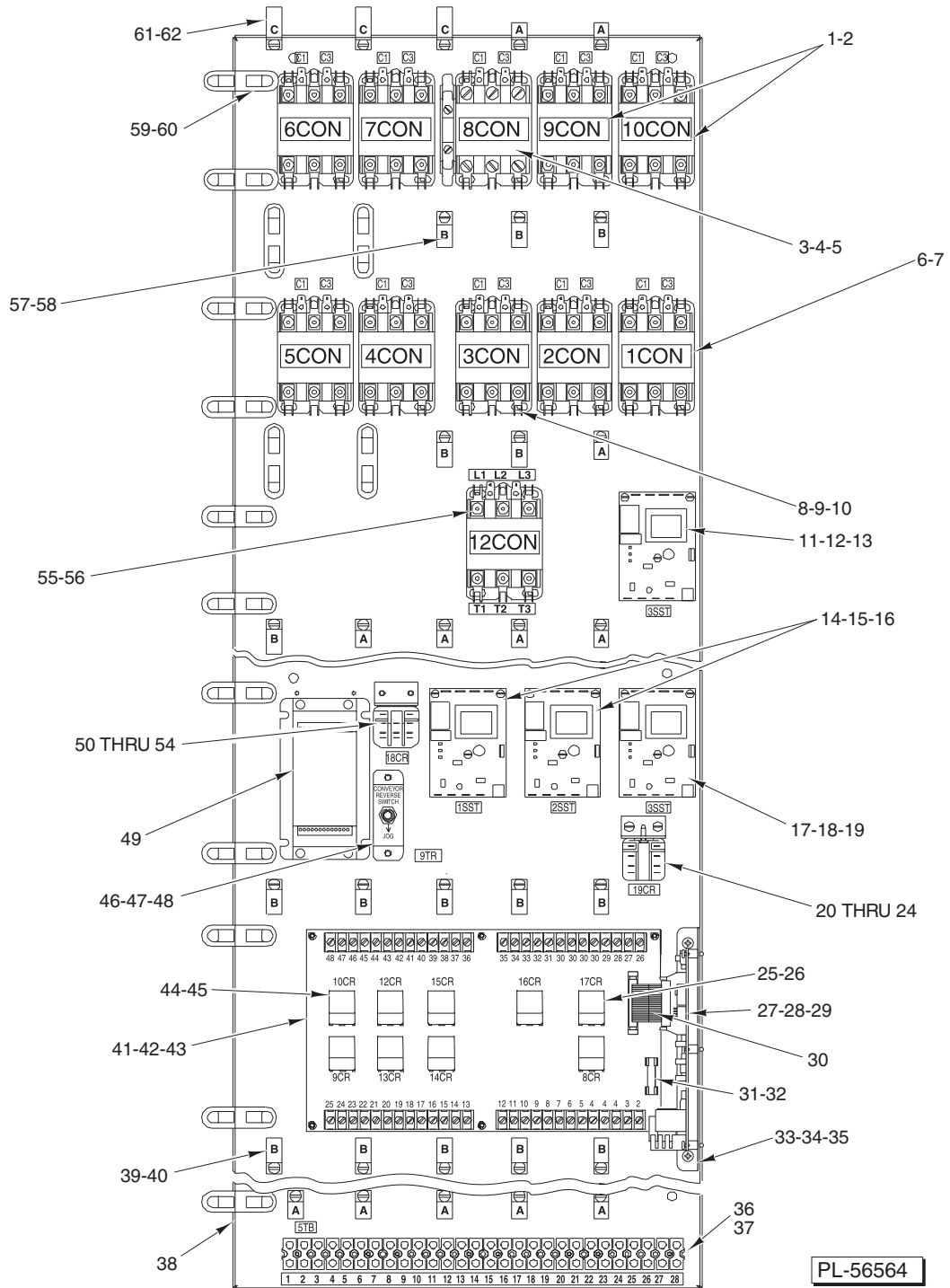
ILLUS.	PART NO.	NAME OF PART	AMT.
	PL-55214		
1	00-087713-041-2	Contactors (See Items 58 & 66) (Electric Blower Dryer)	2
2	SD-008-25	Self-Tapping Screw 10-16 x 1/2 Phil. Pan Hd., Type B	4
3	00-087713-018-2	Contactors (8 Con) (Electric Blower Dryer)	1
4	00-087713-041-2	Contactors (8 Con) (Steam Blower Dryer)	1
5	SD-008-25	Self-Tapping Screw 10-16 x 1/2 Phil. Pan Hd., Type B	2
6	00-087713-041-2	Contactors (See Items 11 & 12) (Steam & Electric Heat)	2
7	SD-008-25	Self-Tapping Screw 10-16 x 1/2 Phil. Pan Hd., Type B	4
8	00-087713-018-2	Contactors (See Item 61) (Steam & Electric Heat)	1
9	00-087713-041-2	Contactors (See Item 61) (Steam & Electric Heat)	1
10	SD-008-25	Self-Tapping Screw 10-16 x 1/2 Phil. Pan Hd., Type B	2
*11	00-087713-085-1	Contactors (11 Con) (Vent Fan Control)	1
*12	SD-008-25	Self-Tapping Screw 10-16 x 1/2 Phil. Pan Hd., Type B	2
13	00-294500-024-2	Transformer (300 VA) Pilot Control	1
14	00-294500-024-5	Transformer (600 V.)	1
15	SD-008-25	Self-Tapping Screw 10-16 x 1/2 Phil. Pan Hd., Type B	4
16	WL-014-07	Lockwasher #10 External Shakeproof (SST)	4
17	00-475458-00001	Thermostat - Solid State (120 V.)	2

**LOWER BASE PLATE  
(CONTROL BOX) (PREVIOUS CONSTRUCTION) (Cont.)**

ILLUS.	PART NO.	NAME OF PART	AMT.
PL-55214			
18	00-476653	Spacer – Circuit Board #6 x .313 In. ....	8
19	SD-038-02	Self-Tapping Screw 6-20 x 5/8 Phil. Pan Hd., Type B .....	6
20	00-475458-00001	Thermostat Assy. (SST) (Prewash Temp Control) .....	1
21	00-476653	Spacer – Circuit Board #6 x 0.313 In. ....	4
22	SD-038-02	Self-Tapping Screw 6-20 x 5/8 Phil. Pan Hd., Type B .....	3
**23	00-087714-020-2	Relay – 3PDT (Blower Dryer) (19CR) .....	1
**24	SD-019-29	Self-Tapping Screw 6-20 x 1/2 Phil. Pan Hd., Type B .....	2
**25	00-437102	Bracket – Relay Mounting .....	1
**26	SD-008-17	Self-Tapping Screw 6-20 x 3/8 Phil. Bind Hd., Type B .....	2
**27	WL-014-05	Lockwasher #8 External Shakeproof .....	2
****28	00-087714-016-1	Relay – Time Delay (D.P.D.T.) (115 V., 10 Amp.) .....	1
****29	00-748513	Snubber Pin .....	1
****30	SD-008-18	Self-Tapping Screw 8-18 x 3/8 Phil. Bind Hd., Type B .....	2
31	00-476653	Spacer – Circuit Board #6 x 0.313 In. ....	6
32	SD-038-02	Self-Tapping Screw 6-20 x 5/8 Phil. Pan Hd., Type B .....	6
33	00-475472	Ribbon Cable (Timer Board to Relay Board) .....	1
34	FE-021-19	Fuse (3.2 Amp.) (250 V.) .....	1
35	00-748523	Board Assy. – Time Delay .....	1
36	00-476674	Bracket – Timer Board .....	1
37	SD-008-25	Self-Tapping Screw 10-16 x 1/2 Phil. Pan Hd., Type B .....	2
38	WL-014-07	Lockwasher #10 External Shakeproof (SST) .....	2
39	00-294325-013-5	Block – Terminal .....	4
40	SD-019-29	Self-Tapping Screw 6-20 x 1/2 Phil. Pan Hd., Type B .....	8
41	00-475962	Base Plate – Lower Control Box .....	1
42	00-749475	Board Assy. (Relay) .....	1
43	00-476653	Spacer – Circuit Board #6 x 0.313 In. ....	6
44	SD-038-02	Self-Tapping Screw 6-20 x 5/8 Phil. Pan Hd., Type B .....	6
45	00-087714-058-1	Relay – 4PDT (120 V., C1-Dry Circuit) .....	6
46	00-476352	Relay – 4PDT (W/Indicator Light) (9CR, 10CR, & 14CR) .....	3
47	00-294777	Clip – Relay .....	13
48	00-087711-147-1	Switch – Conveyor Reverse .....	1
49	SD-008-25	Self-Tapping Screw 10-16 x 1/2 Phil. Pan Hd., Type B .....	2
50	00-476372	Bracket – Switch .....	1
51	00-749637	Inverter – Frequency .....	1
52	SD-029-11	Self-Tapping Screw 6-32 x 1 Phil. Pan Hd., Type F .....	3
53	00-087714-021-2	Relay (3PDT) (10 Amp., 120 VAC) (18CR) .....	1
54	SD-019-29	Self-Tapping Screw 6-20 x 1/2 Phil. Pan Hd., Type B .....	2
55	00-437102	Bracket – Relay Mounting .....	1
56	SD-008-17	Self-Tapping Screw 6-20 x 3/8 Phil. Bind Hd., Type B .....	2
57	WL-014-05	Lockwasher #8 External Shakeproof .....	2
***58	00-294436-00006	Fuse Block .....	1
***59	SD-008-25	Self-Tapping Screw 10-16 x 1/2 Phil. Pan Hd., Type B .....	2
***60	FE-025-24	Fuse (15 Amp.) (600 V.) .....	3
61	SD-036-13	Self-Tapping Screw 1/4-20 x 1 1/4 Hex Washer Hd., Type T .....	1
62	WL-007-15	Lockwasher 1/4 External Shakeproof .....	1
*63	00-437070-00005	Module – Plug On .....	1
*64	00-087714-057-1	Relay – Time Delay (1TR) (Vent Fan Control) .....	1
65	00-476946-00001	D-Clamp (W/Keeper Bar) .....	15
66	SD-019-02	Self-Tapping Screw 10-16 x 1/2 .....	15
67	00-294681-021-4	Thermostat (Steam Booster) .....	AR
68	SD-008-25	Self-Tapping Screw 10-16 x 1/2 Phil. Pan Hd., Type B .....	AR
69	00-475207	Thermostat Insulator .....	AR
70	00-087713-041-2	Contactor (See Items 3, 4, 5, & 62) (Electric Heat) .....	4
71	SD-008-25	Self-Tapping Screw 10-16 x 1/2 Phil. Pan Hd., Type B .....	8
	FE-022-84	Strain Relief 1/2 NPT .....	AR
	00-294677-00003	Clamp – Wire (3/4 I.D.) .....	12
	SD-008-25	Self-Tapping Screw 10-16 x 1/2 Phil. Pan Hd., Type B .....	12
	00-294677-00004	Clamp – Wire (1 I.D.) .....	19
	SD-008-25	Self-Tapping Screw 10-16 x 1/2 Phil. Pan Hd., Type B .....	19
	00-749159	Kit – Electronic Programming Module .....	1

\*With Vent Fan Control (Earlier Machines)  
 \*\*Blower Dryer Relay (Earlier Machines)  
 \*\*\*Inverter Fusing (Earlier Machines)  
 \*\*\*\*Dish Limit Time Delay (Earlier Machines)

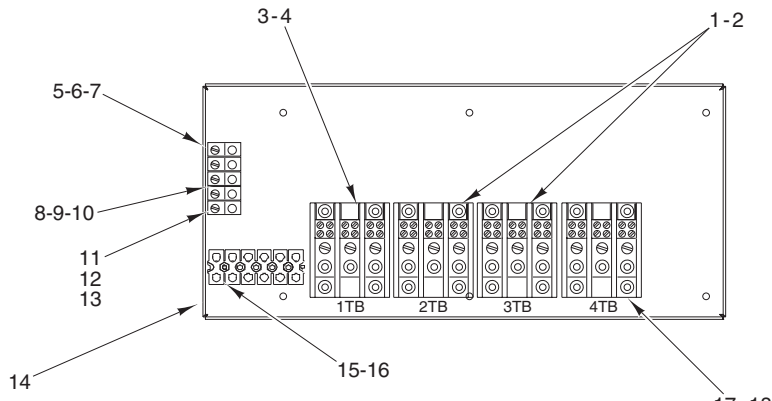




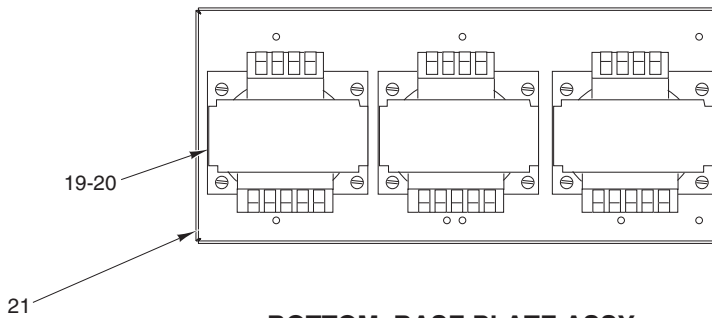
**LOWER BASE PLATE  
(CONTROL BOX) (CURRENT CONSTRUCTION)**

**LOWER BASE PLATE  
(CONTROL BOX) (CURRENT CONSTRUCTION)**

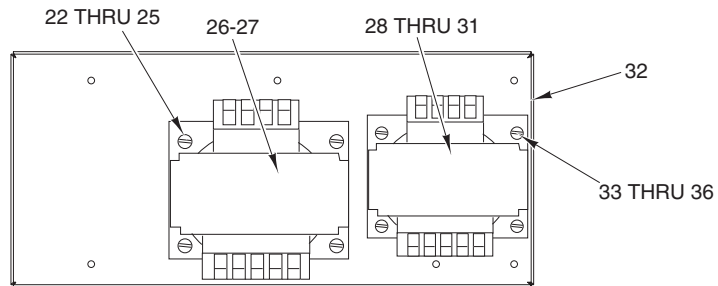
ILLUS. PL-56564	PART NO.	NAME OF PART	AMT.
1	00-087713-041-2	Contactora 40A (3 Pole, 120 V.) (Electric Blower Dryer) .....	2
2	SD-008-25	Self-Tapping Screw 10-16 x 1/2 Phil. Pan Hd., Type B .....	4
3	00-087713-018-2	Contactora (8 Con) (Electric Blower Dryer) .....	1
4	00-087713-041-2	Contactora (Steam Blower Dryer) .....	1
5	SD-008-25	Self-Tapping Screw 10-16 x 1/2 Phil. Pan Hd., Type B .....	2
6	00-087713-041-2	Contactora (See Items 1 & 2) (Steam & Electric Heat) .....	6
7	SD-008-25	Self-Tapping Screw 10-16 x 1/2 Phil. Pan Hd., Type B .....	12
8	00-087713-018-2	Contactora (See Item 3) (Steam & Electric Heat) (FT900W) .....	1
9	00-087713-041-2	Contactora (Steam & Electric Heat) (FT900 & FT900S) .....	1
10	SD-008-25	Self-Tapping Screw 10-16 x 1/2 Phil. Pan Hd., Type B .....	2
11	00-475458-00001	Board Assy. – Temp. Control 120-200 F (FT900W Only) .....	1
12	00-476653	Spacer – Circuit Board #6 x 0.313 In. (FT900W Only) .....	4
13	SD-038-02	Self-Tapping Screw 6-20 x 5/8 Phil. Pan Hd., Type B .....	3
14	00-475458-00001	Thermostat – Solid State (120 V.) .....	2
15	00-476653	Spacer – Circuit Board #6 x 0.313 In. .....	8
16	SD-038-02	Self-Tapping Screw 6-20 x 5/8 Phil. Pan Hd., Type B .....	6
17	00-475458-00001	Thermostat Assy. (SST) (Prewash Temp Control) .....	1
18	00-476653	Spacer – Circuit Board #6 x 0.313 In. .....	4
19	SD-038-02	Self-Tapping Screw 6-20 x 5/8 Phil. Pan Hd., Type B .....	3
20	00-087714-020-2	Relay 3PDT (FT900W Only) .....	1
21	SD-019-29	Self-Tapping Screw 6-20 x 1/2 Phil. Pan Hd., Type B .....	2
22	00-437102	Bracket – Relay Mounting (FT900W Only) .....	1
23	SD-008-18	Self-Tapping Screw 8-18 x 3/8 Phil. Bndg. Hd., Type B .....	2
24	WL-014-05	Lockwasher #8 External (SST) .....	2
25	00-087714-058-1	Relay 4PDT (120 V.) .....	6
26	00-294777	Clip Relay .....	6
27	00-748523	Board Assy. – Time Delay .....	1
28	00-476653	Spacer – Circuit #6 x 0.313 In. .....	6
29	SD-038-02	Self-Tapping Screw 6-20 x 5/8 Phil. Pan Hd., Type B .....	6
30	00-475472	Ribbon Cable (Tier Board to Relay Board) .....	1
31	FE-021-19	Fuse (3.2 Amp.) (For 500 VA Transformer) .....	1
32	FE-009-31	Fuse (7 Amp.) (For 750 VA Transformer) .....	1
33	00-476674	Bracket – Timer Board .....	1
34	SD-008-25	Self-Tapping Screw 10-16 x 1/2 Phil. Pan Hd., Type B .....	2
35	WL-014-07	Lockwasher #10 External Shakeproof (SST) .....	2
36	00-294325-013-5	Block – Terminal .....	4
37	SD-019-29	Self-Tapping Screw 6-20 x 1/2 Phil. Pan Hd., Type B .....	8
38	00-748836	Base Plate – Lower Control Box .....	1
39	00-294677-00003	Clamp – Wire 3/4 I.D. .....	12
40	SD-008-25	Self-Tapping Screw 10-16 x 1/2 Phil. Pan Hd., Type B .....	12
41	00-749475	Board Assy. (Relay) .....	1
42	00-476653	Spacer – Circuit Board #6 x 0.313 In. .....	6
43	SD-038-02	Self-Tapping Screw 6-20 x 5/8 Phil. Pan Hd., Type B .....	6
44	00-476352	Relay – 4PDT (W/Indicator Light) (9CR, 10CR & 14CR) .....	3
45	00-294777	Clip – Relay .....	3
46	00-476372	Bracket – Switch .....	1
47	SD-008-25	Self-Tapping Screw 10-16 x 1/2 Phil. Pan Hd., Type B .....	2
48	00-087711-147-1	Switch Wash/Rinse .....	1
49	00-748969	Inverter – Frequency .....	1
50	00-087714-020-2	Relay 3PDT (10 Amp., 120 VAC) (18CR) .....	2
51	SD-019-29	Self-Tapping Screw 6-20 x 1/2 Phil. Pan Hd., Type B .....	2
52	00-437102	Bracket – Relay Mounting .....	1
53	SD-008-18	Self-Tapping Screw 8-18 x 3/8 Phil. Bndg. Hd., Type B .....	2
54	WL-014-05	Lockwasher #8 External Shakeproof .....	4
55	00-087713-041-2	Contactora 40 Amp. (3 Pole, 120 V.) (FT900W Only) .....	1
56	SD-008-25	Self-Tapping Screw 10-16 x 1/2 Phil. Pan Hd., Type B .....	2
57	00-294677-00004	Clamp – Wire 1 I.D. .....	16
58	SD-008-25	Self-Tapping Screw 10-16 x 1/2 Phil. Pan Hd., Type B .....	16
59	00-476946-00001	D-Clamp (W/Keeper Bar) .....	15
60	SD-019-02	Self-Tapping Screw 10-16 x 1/2 Phil. Flat Hd., Type B .....	15
61	00-294677-00005	Clamp – Wire 1 1/2 In. .....	3
62	SD-008-25	Self-Tapping Screw 10-16 x 1/2 Phil. Pan Hd., Type B .....	3



**UPPER BASE PLATE ASSY.  
(CONTROL BOX W/O CIRCUIT BREAKERS)**



**BOTTOM BASE PLATE ASSY.  
(500 VA TRANSFORMERS) (PREVIOUS CONSTRUCTION)**



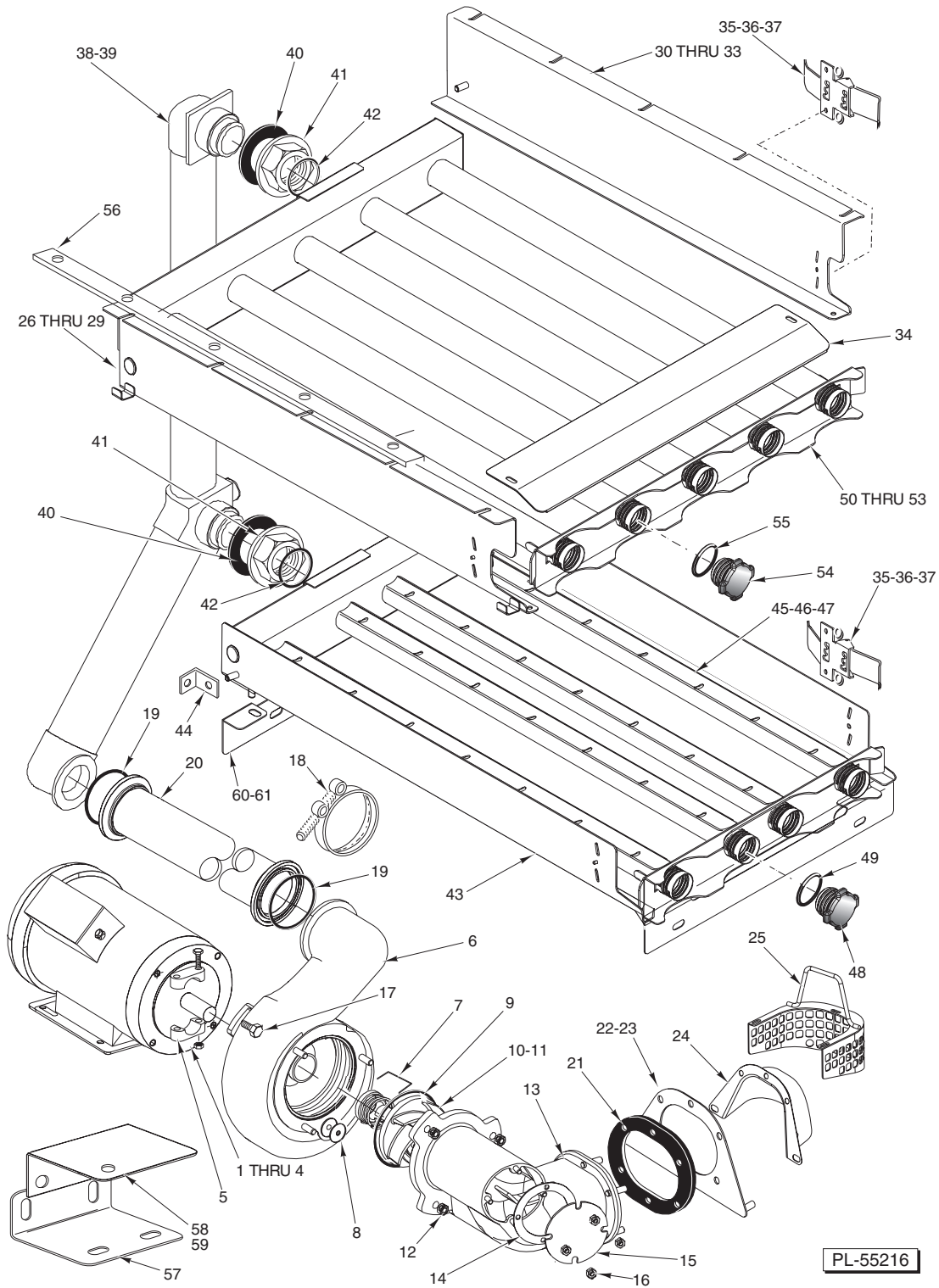
**BOTTOM BASE PLATE ASSY.  
(500 VA TRANSFORMERS) (CURRENT CONSTRUCTION)**

PL-55215

**BASE PLATE ASSEMBLY – UPPER AND BOTTOM**

**BASE PLATE ASSEMBLY – UPPER AND BOTTOM**

ILLUS. PL-55215	PART NO.	NAME OF PART	AMT.
1	00-119031	Block – Terminal (Electric Heat) .....	3
2	SD-008-25	Self-Tapping Screw 10-16 x 1/2 Phil. Pan Hd., Type B .....	12
3	00-119031	Block – Terminal (Steam Heat) .....	1
4	SD-008-25	Self-Tapping Screw 10-16 x 1/2 Phil. Pan Hd., Type B .....	4
5	00-118544-00002	Lug – Solderless (Steam Heat) .....	2
6	SD-035-77	Self-Tapping Screw 1/4-20 x 3/8 Phil. Pan Hd., Type TT .....	2
7	WL-007-15	Lockwasher 1/4 External Shakeproof .....	2
8	00-118544-00002	Lug – Solderless (Electric Heat) .....	4
9	SD-035-77	Self-Tapping Screw 1/4-20 x 3/8 Phil. Pan Hd., Type TT .....	4
10	WL-007-15	Lockwasher 1/4 External Shakeproof .....	4
11	00-118544-00002	Lug – Solderless (Electric Heat W/Blower Dryer) .....	5
12	SD-035-77	Self-Tapping Screw 1/4-20 x 3/8 Phil. Pan Hd., Type TT .....	5
13	WL-007-15	Lockwasher 1/4 External Shakeproof .....	5
14	00-475963	Base Plate – Upper Control Box .....	1
15	00-294325-013-2	Block – Terminal (Over 250 V.) .....	1
16	SD-019-29	Self-Tapping Screw 6-20 x 1/2 Phil Pan Hd., Type B .....	2
17	00-119031	Block – Terminal (Electric Heat W/Blower Dryer) .....	4
18	SD-008-25	Self-Tapping Screw 10-16 x 1/2 Phil. Pan Hd., Type B .....	16
19	00-294500-00035	Transformer 500 VA (380-480 V.) .....	3
20	00-294500-00038	Transformer 500 VA (600 V.) .....	3
21	00-475963	Base Plate – Bottom Control Box (Transformers) .....	1
22	SD-035-77	Self-Tapping Screw 1/4-20 x 3/8 Phil. Pan Hd., Type TT .....	4
23	SD-008-25	Self-Tapping Screw 10-16 x 1/2 Phil. Pan Hd., Type B .....	4
24	WL-007-15	Lockwasher 1/4 External Shakeproof .....	4
25	WL-014-07	Lockwasher #10 External Shakeproof (SST) .....	4
26	00-294500-00035	Transformer 500 VA (380-480 V.) (Use W/Items 22 & 24) .....	1
27	00-294500-00038	Transformer 500 VA (600 V.) (Use W/Items 23 & 25) .....	1
28	00-294500-046-2	Transformer (208-240 V.) (380-480 V.) (FT900 & FT900S) (Use W/Items 33 & 35) .....	1
29	00-294500-024-5	Transformer (600 V.) (FT900 & FT900S) (Use W/Items 33 & 35) .....	1
30	00-294500-00041	Transformer (208-240 V.) (380-480 V.) (FT900W) (Use W/Items 34 & 36) .....	1
31	00-294500-00042	Transform (600 V.) (FT900W) (Use W/Items 34 & 36) .....	1
32	00-748813	Plate – Base .....	1
33	SD-008-25	Self-Tapping Screw 10-16 x 1/2 Phil. Pan Hd., Type B .....	4
34	SD-035-77	Self-Tapping Screw 1/4-20 x 3/8 Phil. Pan Hd., Type TT .....	4
35	WL-014-07	Lockwasher #10 External Shakeproof (SST) .....	4
36	WL-007-15	Lockwasher 1/4 External Shakeproof .....	4



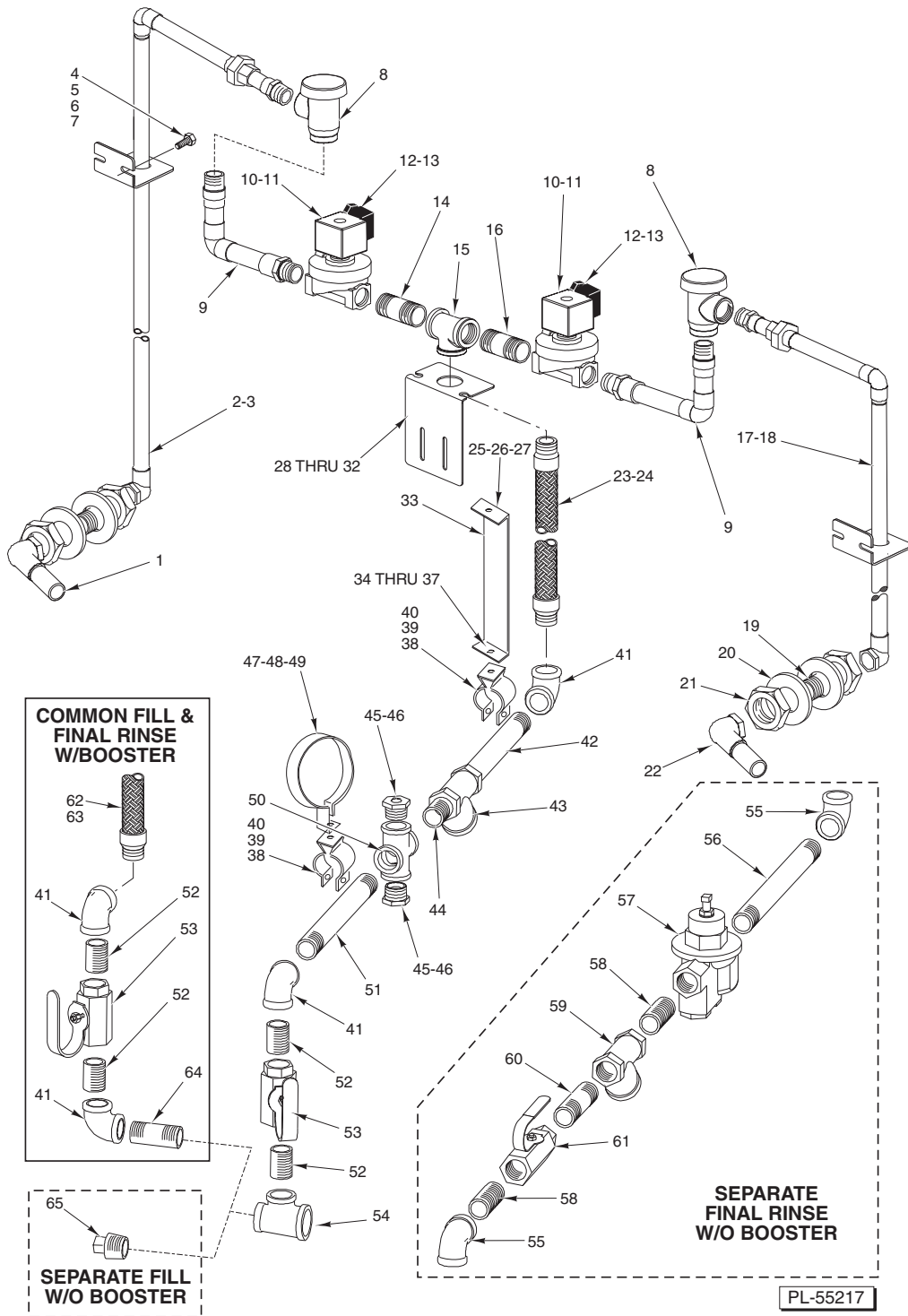
**WASH/RINSE SYSTEM  
(PUMP, MOTOR, AND ARMS)**

**WASH/RINSE SYSTEM  
(PUMP, MOTOR, AND ARMS)**

ILLUS.	PART NO.	NAME OF PART	AMT.
	PL-55216		
1	00-476738-00001	Motor (208-230/460/60/3) .....	1
2	00-476738-00002	Motor (200-240/380-415/50/3) .....	1
3	00-476738-00003	Motor (575/60/3) .....	1
4	00-476738-00004	Motor (380/60/3) .....	1
5	00-476738-00005	Clamp .....	1
6	00-476738-00006	Housing – Pump W/Studs .....	1
7	00-476738-00007	Seal Assy. ....	1
8	00-476738-00008	Gasket – Drain .....	1
9	00-476738-00009	O-Ring (Suction Flange) .....	1
10	00-476738-00010	Impeller Assy. (Wash/Rinse) (60 Hz.) .....	1
11	00-476738-00015	Impeller Assy. (Wash/Rinse) (50 Hz.) .....	1
12	NS-015-11	Nut <sup>5</sup> / <sub>16</sub> -18 Hex .....	3
13	00-476738-00012	Flange – Suction W/Studs .....	1
14	00-476738-00013	Gasket – Clean Out .....	1
15	00-476738-00014	Plate – Cover Clean Out .....	1
16	NS-015-01	Nut <sup>1</sup> / <sub>4</sub> -20 Hex (SST) .....	4
17	SC-041-29	Cap Screw <sup>3</sup> / <sub>8</sub> -16 x <sup>7</sup> / <sub>8</sub> Hex Hd., Wax-Coated Threads .....	4
18	00-476098	Clamp – Discharge Tube .....	2
19	00-067500-00131	O-Ring .....	2
20	00-476094-00001	Tube – Pump Discharge (Center) .....	1
21	00-476091	Gasket – Pump .....	1
22	00-476495	Stiffener – Shroud .....	1
23	00-545595	Sealer ( <sup>1</sup> / <sub>8</sub> Rd.) .....	AR
24	00-476409	Shroud – Pump .....	1
25	00-476410	Strainer – Pump .....	1
26	00-476102-00001	Support – Upper Wash Arm (L-R, RH W/Clip) .....	1
27	00-476102-00002	Support – Upper Wash Arm (R-L, LH W/Clip) .....	1
28	00-892212-00001	Support – Upper Wash Arm (R-L RH W/Clips) (Use With Hinged Doors) .....	1
29	00-892212-00002	Support – Upper Wash Arm (L-R LH W/Clips) (Use With Hinged Doors) .....	1
30	00-476102-00003	Support – Upper Wash Arm (R-L, RH W/O Clip) .....	1
31	00-476102-00004	Support – Upper Wash Arm (L-R, LH W/O Clip) .....	1
32	00-892212-00003	Support – Upper Wash Arm (R-L RH W/O Clips) (Use With Hinged Doors) .....	1
33	00-892212-00004	Support – Upper Wash Arm (L-R LH W/O Clips) (Use With Hinged Doors) .....	1
34	00-892206	Plate – Deflector (Hinged Door Only) .....	1
35	00-476101	Latch – Wash Arm .....	4
36	SC-093-04	Mach. Screw 8-32 x <sup>1</sup> / <sub>2</sub> Phil. Pan Hd. (SST) .....	8
37	NS-031-08	Stop Nut 8-32 Hex (SST) .....	8
*38	00-749345-00001	Tube Assy. – External Manifold (Standard Height) .....	1
39	00-749345-00002	Tube Assy. – External Manifold (6 In. Higher Than Standard) .....	1
40	00-749370	Gasket – Seal 0.093 x 3.00 .....	2
41	00-473460	Nut – Manifold .....	2
42	00-067500-00129	O-Ring .....	2
43	00-476103-00001	Support Assy. – Lower Wash Arm (Center) .....	1
44	00-289828	Bracket .....	2
45	00-476089	Wash Arm (4 Tube, Lower) (FT900/FT900W) .....	1
46	00-892366	Wash Arm (4 Tube, Lower R-L) (FT900S) .....	1
47	00-892489	Wash Arm (4 Tube, Lower L-R) (FT900S) .....	1
48	00-475589	Plug – Wash Arm .....	4
49	00-067500-00127	O-Ring .....	4
*50	00-748273-00001	Wash Arm (5 Tube, Upper R-L) (FT900/FT900W) .....	1
*51	00-892364	Wash Arm (5 Tube, Upper R-L) (FT900S) .....	1
*52	00-748273-00002	Wash Arm (5 Tube, Upper L-R) (FT900/FT900W) .....	1
*53	00-892491	Wash Arm (5 Tube, Upper L-R) (FT900S) .....	1
54	00-475589	Plug – Wash Arm .....	5
55	00-067500-00127	O-Ring .....	5
56	-	Spacer – Upper Arm Support .....	1
57	00-748263	Support – Pump Lower .....	1
58	00-748264	Support – Pump Upper (60 Hz.) .....	1
59	00-748265	Support – Pump Upper (50 Hz.) .....	1
60	00-476097-00001	Bracket – Spreader (Lower Wash Arm) (FT900S) .....	1
61	00-748527	Bracket – Spreader (Lower Wash Arm) (FT900W/FT900) .....	1
*	00-749346	Service Kit – Manifold Assy. (Use With Items 38 & 39) .....	1

\*Remove item 56 (if used previously) when replacing items 50 thru 53.

**FT900 DISHWASHER REPLACEMENT PARTS**



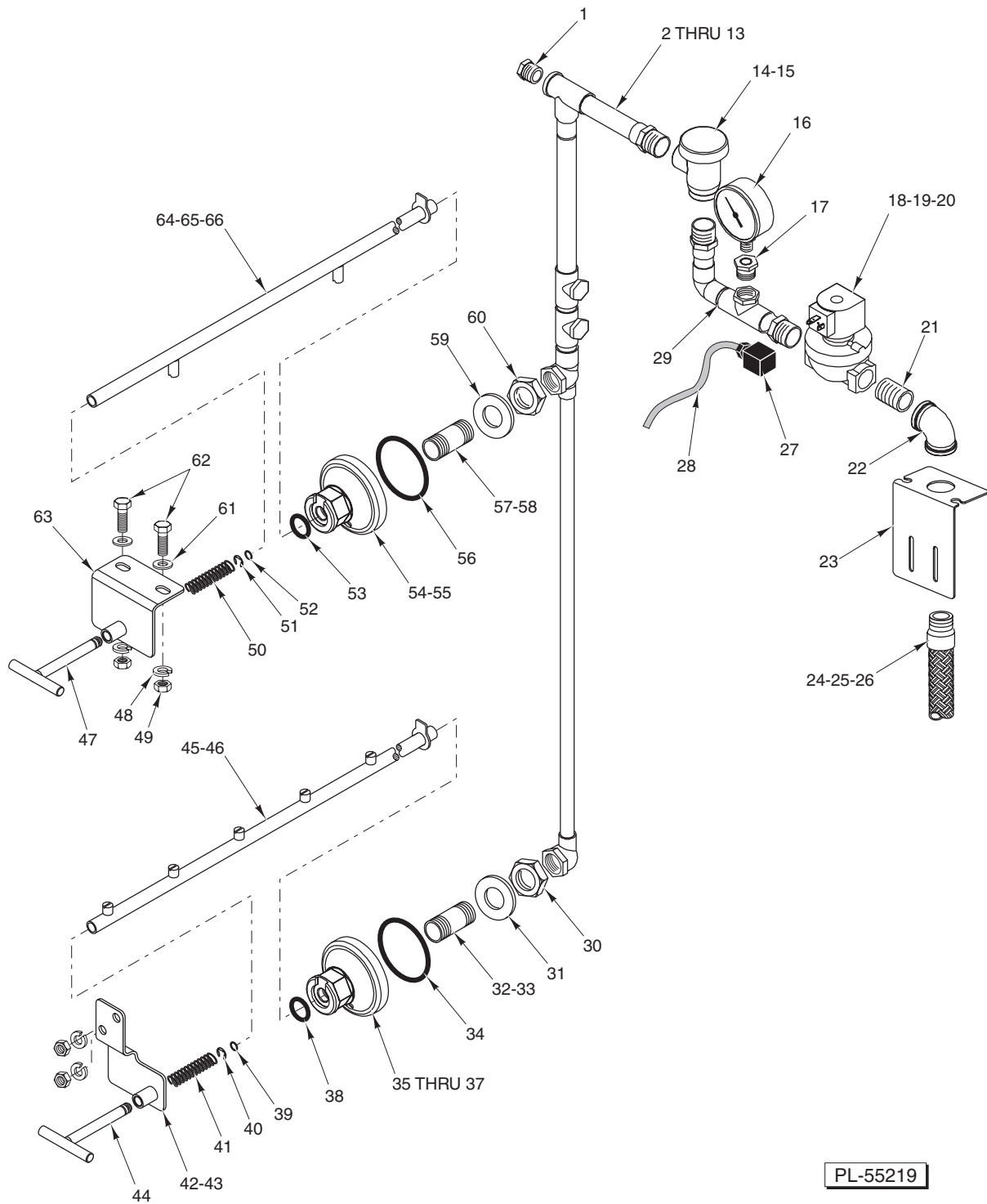
**FILL PIPING**

ILLUS.	PART NO.	NAME OF PART	AMT.
1	00-476386	Pipe Ass. (Inside Fill) .....	2
2	00-476290-00004	Piping – Lower Fill (RH, Standard Height) .....	1
3	00-476290-00002	Piping – Lower Fill (RH, 6 In. Higher Than Standard) .....	1
4	SC-041-11	Cap Screw <sup>5</sup> / <sub>16</sub> -18 x <sup>3</sup> / <sub>4</sub> Hex Hd. (SST) .....	4
5	WS-017-08	Washer .....	4
6	WL-006-23	Lockwasher <sup>5</sup> / <sub>16</sub> Medium (SST) .....	4

FILL PIPING (Cont.)

ILLUS.	PART NO.	NAME OF PART	AMT.
	PL-55217		
7	NS-015-11	Nut 5/16-18 Hex .....	4
8	00-277112	Vacuum Breaker 3/4 .....	2
9	00-476285	Pipe – Upper Fill .....	2
10	00-749980	Valve – Solenoid 3/4 (110-120/50/60) .....	2
11	00-892133	Repair Kit – Solenoid Valve .....	1
12	00-476615	Connector – D.I.N. ....	2
13	FE-022-43	Bushing – Electronic Snap .....	2
14	FP-041-50	Pipe 3/4 x 1 3/8 TBE (Brass) .....	1
15	FP-019-28	Tee – Pipe 3/4 x 3/4 x 3/4 (Brass) .....	1
16	FP-041-50	Pipe 3/4 x 1 3/8 TBE (Brass) .....	1
17	00-476290-00003	Piping – Lower Fill (LH, Standard Height) .....	1
18	00-476290-00001	Piping – Lower Fill (LH, 6 In. Higher Than Standard) .....	1
19	FP-043-94	Pipe 3/4 x 2.000 (TBE 1.250 RTOE) .....	2
20	WS-013-45	Washer .....	4
21	FP-030-17	Lock Nut 3/4 NPSL Pipe (Brass) .....	4
22	00-476386	Piping Assy. (Inside Fill) .....	2
23	00-749153-00001	Braided Water Hose 3/4 x 66 In. SST (R-L) (Standard Height) .....	1
24	00-749153-00002	Braided Water Hose 3/4 x 84 In. SST (R-L) (6 In. Higher Than Standard) .....	1
25	SC-041-50	Cap Screw 1/4-20 x 1/2 Hex Hd. ....	2
26	WL-006-17	Lockwasher 1/4 Medium .....	2
27	NS-015-01	Nut 1/4-20 Hex (SST) .....	2
28	00-476286	Support – Fill Piping .....	1
29	SC-041-11	Cap Screw 5/16-18 x 3/4 Hex Hd. (SST) .....	2
30	WS-017-08	Washer .....	2
31	WL-006-23	Lockwasher 5/16 Medium (SST) .....	2
32	NS-015-11	Nut 5/16-18 Hex .....	2
33	00-476007	Support – Fill Piping .....	1
34	SC-041-11	Cap Screw 5/16-18 x 3/4 Hex Hd. (SST) .....	4
35	WS-017-08	Washer .....	4
36	WL-006-23	Lockwasher 5/16 Medium (SST) .....	4
37	NS-015-11	Nut 5/16-18 Hex .....	4
38	00-064901	Hanger .....	2
39	SC-098-06	Mach. Screw 10-24 x 1 3/4 Rd. Hd., Slotted .....	2
40	NS-031-15	Stop Nut 10-24 Hex (SST) .....	2
41	FP-015-23	Elbow – Pipe 3/4 x 90 Deg. (Brass) .....	4
42	FP-042-31	Pipe 3/4 x 12.250 .....	1
43	00-186922	Strainer – Line 3/4 (Brass) .....	1
44	FP-041-66	Pipe 3/4 x 3 TBE .....	1
45	FP-028-07	Pipe Plug 1/4 Sq. Hd. ....	2
46	FP-027-15	Bushing – Pipe 3/4 to 1/4 .....	2
47	00-185777	Support – Pipe .....	1
48	SC-098-06	Mach. Screw 10-24 x 1 3/4 Rd. Hd., Slotted .....	1
49	NS-031-15	Stop Nut 10-24 Hex (SST) .....	1
50	FP-034-12	Cross – Pipe .....	1
51	FP-042-20	Pipe 3/4 x 9 1/2 TBE .....	1
52	FP-041-50	Pipe 3/4 x 1 3/8 TBE (Brass) .....	AR
53	00-223220-00003	Valve 3/4 In. Ball .....	AR
54	FP-019-40	Tee 1 x 3/4 x 3/4 Reducing .....	1
55	FP-015-23	Elbow – Pipe 3/4 x 90 Deg. (Brass) .....	2
56	FP-042-31	Pipe 3/4 x 12.250 .....	1
57	00-119611	Valve – Pressure Regulating 3/4 .....	1
58	FP-041-50	Pipe 3/4 x 1 3/8 TBE (Brass) .....	2
59	00-186922	Strainer – Line 3/4 (Brass) .....	1
60	FP-041-57	Pipe 3/4 x 2 1/4 TBE .....	1
61	00-223220-00003	Valve 3/4 In. Ball .....	1
62	00-749153-00002	Hose – Water (Braided) (84 In. Lg.) (FT900 & FT900S) .....	1
63	00-749153-00005	Hose – Water (Braided) (120 In. Lg.) (FT900W) .....	1
64	FP-041-58	Pipe 3/4 x 2 3/8 Lg. TBE .....	1
65	FP-028-19	Pipe Plug 3/4 Sq. Hd. (Brass) .....	1
	00-476745-00005	Cable Assy. – Wash Fill Valve .....	1
	00-476745-00006	Cable Assy. – Rinse/Prewash Fill Valve .....	1
	00-476751-00009	Cable Assy. – Left Tank Fill (L-R) .....	1
	00-476751-00003	Cable Assy. – Right Tank Fill (R-L) .....	1
	00-476751-00010	Cable Assy. – Right Tank Fill (L-R) .....	1
	00-749153-00001	Hose – Water (Braid – SST) (66 Lg.) .....	AR
	00-749153-00002	Hose – Water (Braid – SST) (84 Lg.) .....	AR





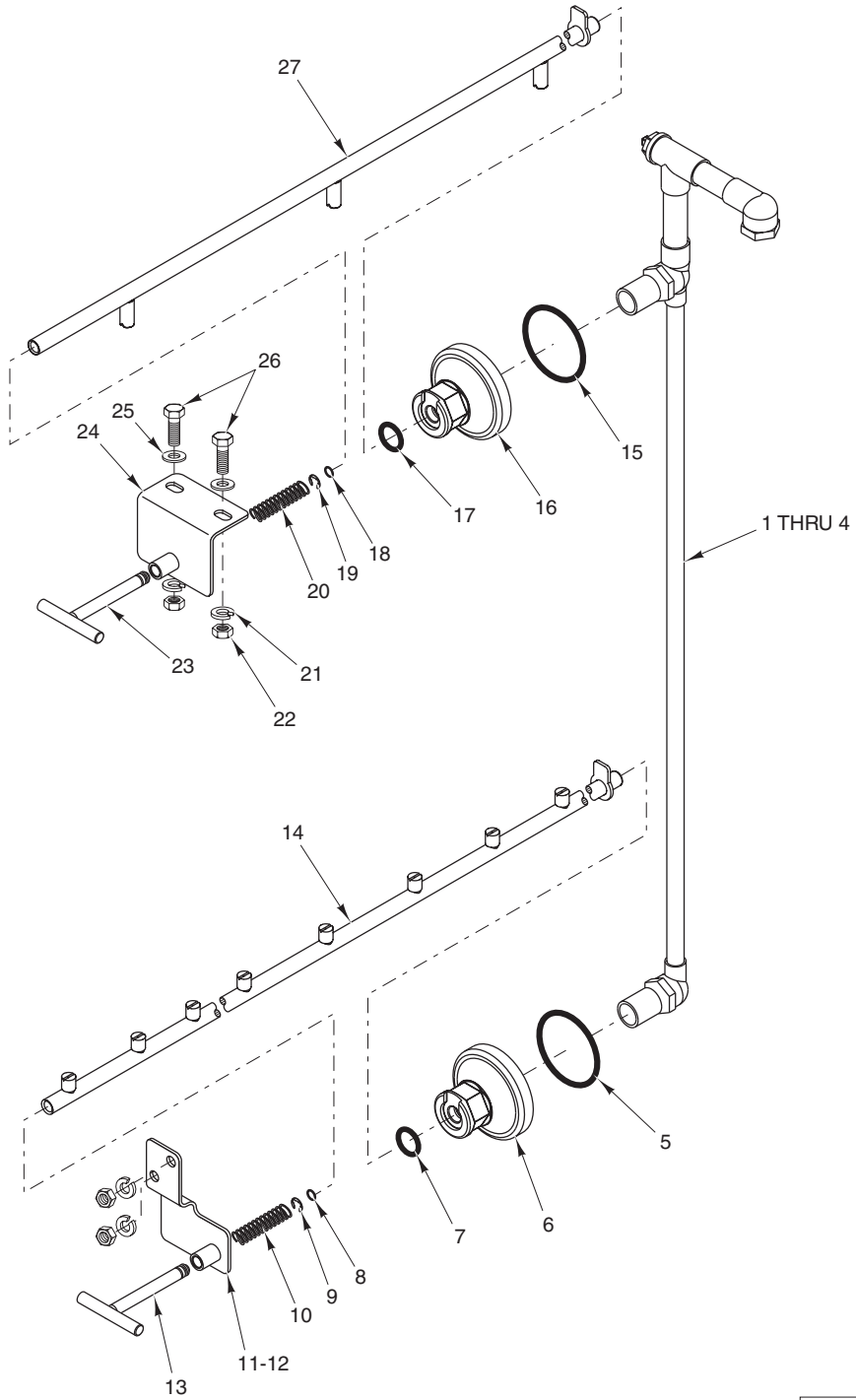
PL-55219

**FINAL RINSE PIPING**

ILLUS.	PART NO.	NAME OF PART	AMT.
PL-55219			
1	00-107218	Coupling – Thermometer Bulb .....	1
2	00-476001-00002	Piping – Final Rinse (R-L, Standard Height) (5.4 G.P.M.) (FT900) .....	1
3	00-476002-00002	Piping – Final Rinse (L-R, Standard Height) (5.4 G.P.M.) (FT900) .....	1
4	00-476001-00001	Piping – Final Rinse (R-L, 6 In. Higher Than Standard) (5.4 G.P.M.) (FT900) .....	1

FINAL RINSE PIPING (Cont.)

ILLUS. PL-55219	PART NO.	NAME OF PART	AMT.
5	00-476002-00001	Piping – Final Rinse (L-R, 6 In. Higher Than Standard) (5.4 G.P.M.) (FT900) .....	1
6	00-476001-00004	Piping – Final Rinse (R-L, Standard Height) (6.5 G.P.M.) (FT900S) .....	1
7	00-476002-00004	Piping – Final Rinse (L-R, Standard Height) (6.5 G.P.M.) (FT900S) .....	1
8	00-476001-00005	Piping – Final Rinse (R-L, 6 In. Higher Than Standard) (6.5 G.P.M.) (FT900S) .....	1
9	00-476002-00005	Piping – Final Rinse (L-R, 6 In. Higher Than Standard) (6.5 G.P.M.) (FT900S) .....	1
10	00-476001-00007	Piping – Final Rinse (R-L, Standard Height) (3.3 G.P.M.) (FT900W) .....	1
11	00-476002-00007	Piping – Final Rinse (L-R, Standard Height) (3.3 G.P.M.) (FT900W) .....	1
12	00-476001-00006	Piping – Final Rinse (R-L, 6 In. Higher Than Standard) (3.5 G.P.M.) (FT900W) .....	1
13	00-476002-00006	Piping – Final Rinse (L-R, 6 In. Higher Than Standard) (3.5 G.P.M.) (FT900W) .....	1
14	00-277112	Vacuum Breaker <sup>3</sup> / <sub>4</sub> .....	1
15	00-118270	Service Kit – Vacuum Breaker (Float & Seal Assy.) .....	1
16	00-328247	Gauge – Water Pressure .....	1
17	FP-027-07	Bushing – Pipe <sup>1</sup> / <sub>2</sub> to <sup>1</sup> / <sub>4</sub> (Brass) .....	1
18	00-749980	Solenoid Valve <sup>3</sup> / <sub>4</sub> In. (110-120/50/60) (Incls. Items 19 & 20) .....	1
19	00-892132	Coil – Solenoid Valve .....	1
20	00-892133	Repair Kit – Solenoid Valve .....	1
21	FP-041-50	Pipe <sup>3</sup> / <sub>4</sub> x 1 <sup>3</sup> / <sub>8</sub> TBE (Brass) .....	1
22	FP-015-23	Elbow – Pipe <sup>3</sup> / <sub>4</sub> x 90 Deg. (Brass) .....	1
23	00-476286	Support – Fill Piping .....	1
24	00-749153-00001	Hose – Braided Water (L-R) <sup>3</sup> / <sub>4</sub> x 66 In. ....	1
25	00-749153-00002	Hose – Braided Water (R-L) <sup>3</sup> / <sub>4</sub> x 84 In. ....	1
26	00-749153-00003	Hose – Braided Water (6 In. HTS) <sup>3</sup> / <sub>4</sub> x 96 In. ....	1
27	00-476615	Connector – D.I.N. ....	1
28	00-476745-00007	Cable Assy. – Final Rinse Valve .....	1
29	00-476009	Piping – Solenoid Valve to Vacuum Breaker .....	1
30	FP-030-17	Lock Nut <sup>3</sup> / <sub>4</sub> NPSL Pipe (Brass) .....	1
31	WS-013-45	Washer .....	1
32	FP-043-94	Pipe <sup>3</sup> / <sub>4</sub> x 2.000 .....	1
33	00-546292	Sealer – Pipe .....	AR
34	00-067500-00133	O-Ring .....	1
35	00-476274-00002	Hub – Lower Final Rinse (FT900) .....	1
36	00-476274-00003	Hub – Lower Final Rinse (FT900W) .....	1
37	00-476274-00005	Hub – Lower Final Rinse (FT900S) .....	1
38	00-067500-00130	O-Ring .....	1
39	00-067500-00098	O-Ring .....	1
40	RR-009-10	Retaining Ring .....	1
41	00-476252	Spring – T-Handle .....	1
42	00-748809-00001	Bracket – Handle Lower (R-L) .....	1
43	00-748809-00002	Bracket – Handle Lower (L-R) .....	1
44	00-748808	Handle – Rinse .....	1
45	00-475997-00001	Arm – Lower Final Rinse (FT900/FT900S) .....	1
46	00-475997-00002	Arm – Lower Final Rinse (FT900W) .....	1
47	00-748808	Handle – Rinse .....	1
48	WL-006-23	Lockwasher <sup>5</sup> / <sub>16</sub> Medium (SST) .....	2
49	NS-015-11	Nut <sup>5</sup> / <sub>16</sub> -18 Hex .....	2
50	00-476252	Spring – T-Handle .....	1
51	RR-009-10	Retaining Ring .....	1
52	00-067500-00098	O-Ring .....	1
53	00-067500-00130	O-Ring .....	1
54	00-476274-00004	Hub – Upper Final Rinse (FT900/FT900S) .....	1
55	00-476274-00006	Hub – Upper Final Rinse (FT900W) .....	1
56	00-067500-00133	O-Ring .....	1
57	FP-043-94	Pipe <sup>3</sup> / <sub>4</sub> x 2.000 .....	1
58	00-546292	Sealer – Pipe .....	AR
59	WS-013-45	Washer .....	1
60	FP-030-17	Lock Nut <sup>3</sup> / <sub>4</sub> NPSL Pipe (Brass) .....	1
61	WS-017-08	Washer .....	2
62	SC-041-11	Cap Screw <sup>5</sup> / <sub>16</sub> -18 x <sup>3</sup> / <sub>4</sub> Hex Hd. (SST) .....	2
63	00-748810	Bracket – Handle (Upper) .....	1
64	00-475999-00001	Arm – Upper Final Rinse (FT900) .....	1
65	00-475999-00002	Arm – Upper Final Rinse (FT900W) .....	1
66	00-475999-00003	Arm – Upper Final Rinse (FT900S) .....	1
	FE-022-43	Bushing – Electric Snap .....	1

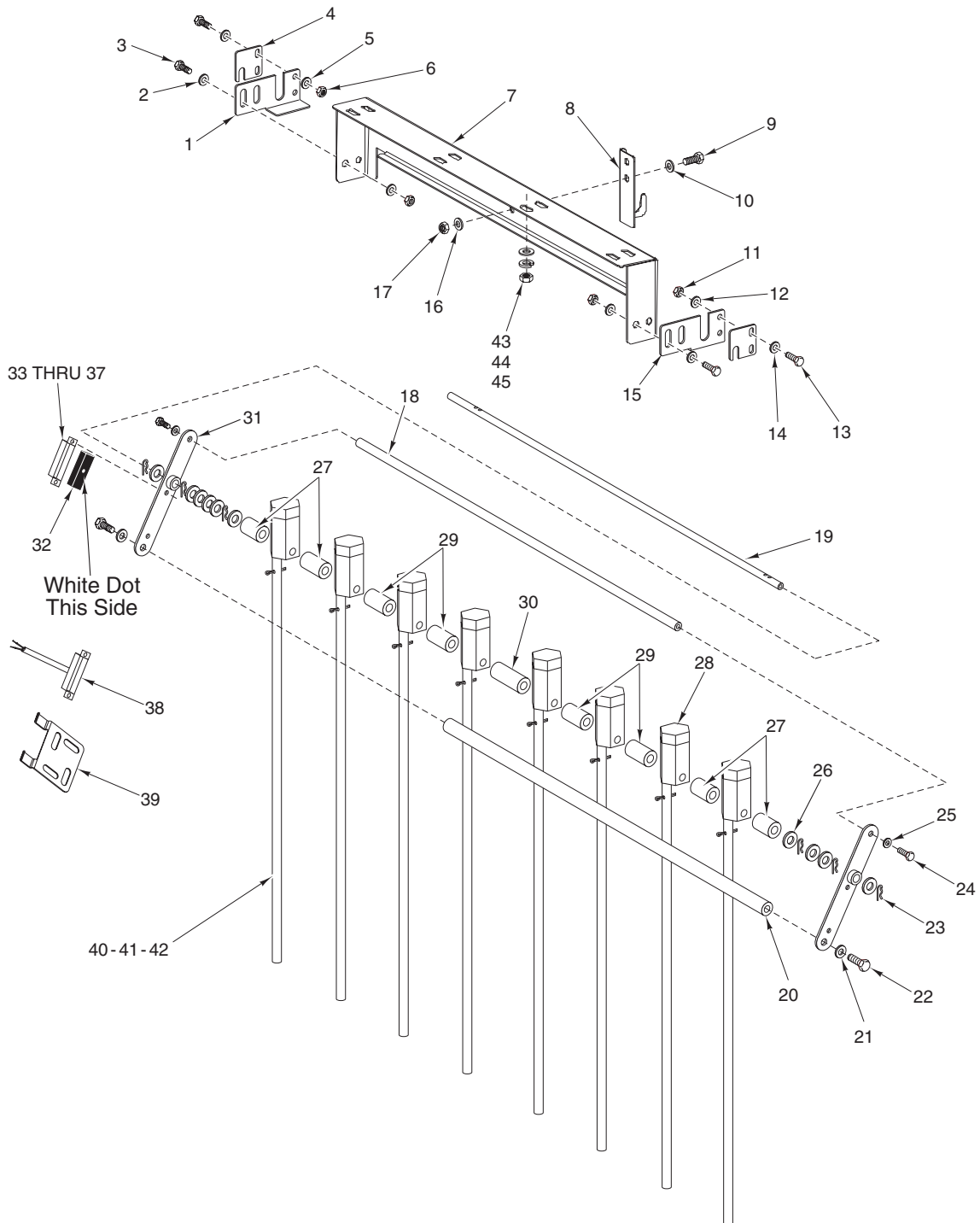


PL-55220

**AUXILIARY RINSE PIPING  
(FT900W)**

**AUXILIARY RINSE PIPING  
(FT900W)**

ILLUS.	PART NO.	NAME OF PART	AMT.
PL-55220			
1	00-749106-00002	Piping – Auxiliary Rinse (L-R, Standard Height) .....	1
2	00-749106-00001	Piping – Auxiliary Rinse (L-R, 6 In. Higher Than Standard) .....	1
3	00-749107-00002	Piping – Auxiliary Rinse (R-L, Standard Height) .....	1
4	00-749107-00001	Piping – Auxiliary Rinse (R-L, 6 In. Higher Than Standard) .....	1
5	00-067500-00133	O-Ring .....	1
6	00-476274-00004	Hub – Lower Pumped Rinse .....	1
7	00-067500-00130	O-Ring .....	1
8	00-067500-00098	O-Ring .....	1
9	RR-009-10	Retaining Ring .....	1
10	00-476252	Spring – T-Handle .....	1
11	00-748809-00001	Bracket – Handle Lower (R-L) .....	1
12	00-748809-00002	Bracket – Handle Lower (L-R) .....	1
13	00-748808	Handle – Rinse .....	1
14	00-475997-00002	Arm – Lower Final Rinse .....	1
15	00-067500-00133	O-Ring .....	1
16	00-476274-00007	Hub – Upper Pumped Rinse .....	1
17	00-067500-00130	O-Ring .....	1
18	00-067500-00098	O-Ring .....	1
19	RR-009-10	Retaining Ring .....	1
20	00-476252	Spring – T-Handle .....	1
21	WL-006-23	Lockwasher <sup>5</sup> / <sub>16</sub> Medium (SST) .....	2
22	NS-015-11	Nut <sup>5</sup> / <sub>16</sub> -18 Hex .....	2
23	00-748808	Handle – Rinse .....	1
24	00-748810	Bracket – Handle (Upper) .....	1
25	WS-017-08	Washer .....	2
26	SC-041-11	Cap Screw <sup>5</sup> / <sub>16</sub> -18 x <sup>3</sup> / <sub>4</sub> Hex Hd. (SST) .....	2
27	00-475999-00002	Arm – Upper Final Rinse .....	1

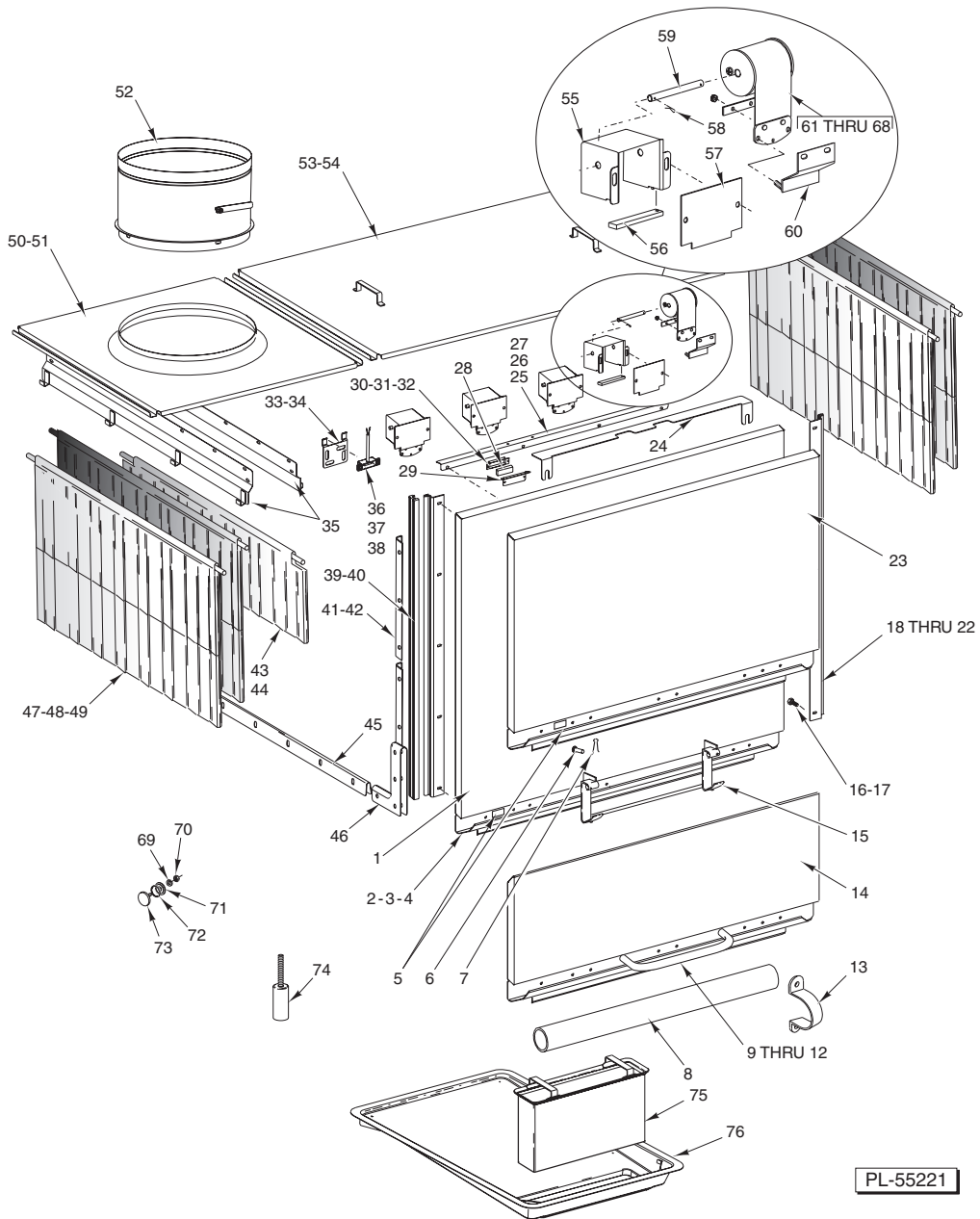


PL-53097

**FINAL RINSE ACTUATOR  
(PREVIOUS CONSTRUCTION)**

**FINAL RINSE ACTUATOR  
(PREVIOUS CONSTRUCTION)**

ILLUS. PL-53097	PART NO.	NAME OF PART	AMT.
1	00-476479-00002	Bracket – Catch (L-R Front) (R-L Rear) .....	1
2	WS-017-08	Washer .....	4
3	SC-041-11	Cap Screw <sup>5</sup> / <sub>16</sub> -18 x <sup>3</sup> / <sub>4</sub> Hex Hd. (SST) .....	4
4	00-476484	Retainer – Rinse Actuator .....	2
5	WL-006-17	Lockwasher <sup>1</sup> / <sub>4</sub> Medium .....	4
6	NS-015-01	Nut <sup>1</sup> / <sub>4</sub> -20 Hex (SST) .....	4
7	00-476478	Support – Actuator Rinse .....	1
8	00-476491	Support – Actuator “J” .....	1
9	SC-041-11	Cap Screw <sup>5</sup> / <sub>16</sub> -18 x <sup>3</sup> / <sub>4</sub> Hex Hd. (SST) .....	2
10	WS-017-08	Washer .....	2
11	NS-015-01	Nut <sup>1</sup> / <sub>4</sub> -20 Hex (SST) .....	4
12	WL-006-17	Lockwasher <sup>1</sup> / <sub>4</sub> Medium .....	4
13	SC-041-05	Cap Screw <sup>1</sup> / <sub>4</sub> -20 x <sup>5</sup> / <sub>8</sub> Hex Hd. (SST) .....	4
14	WS-017-06	Washer .....	4
15	00-476479-00001	Bracket – Catch (R-L Front) (L-R Rear) .....	1
16	WL-006-23	Lockwasher <sup>5</sup> / <sub>16</sub> Medium (SST) .....	2
17	NS-015-11	Nut <sup>5</sup> / <sub>16</sub> -18 Hex .....	2
18	00-476490	Bar – Rinse Actuator ( <sup>1</sup> / <sub>2</sub> Dia. Rod Tapped <sup>1</sup> / <sub>4</sub> -20) .....	1
19	00-476482	Rod – Support (Rinse Actuator) ( <sup>3</sup> / <sub>8</sub> Dia. Rod) .....	1
20	00-186226-00003	Rod – Tie ( <sup>3</sup> / <sub>4</sub> Dia. Rod x 32 <sup>1</sup> / <sub>4</sub> In.) .....	1
21	WL-006-28	Lockwasher <sup>3</sup> / <sub>8</sub> Medium .....	2
22	SC-041-29	Cap Screw <sup>3</sup> / <sub>8</sub> -16 x <sup>7</sup> / <sub>8</sub> Hex Hd. (SST) .....	2
23	00-066233	Retainer – Clip Support .....	6
24	SC-041-05	Cap Screw <sup>1</sup> / <sub>4</sub> -20 x <sup>5</sup> / <sub>8</sub> Hex Hd. (SST) .....	2
25	WL-006-17	Lockwasher <sup>1</sup> / <sub>4</sub> Medium .....	2
26	WS-006-44	Washer .....	10
27	00-476481-00001	Spacer – Tube Rinse (1 <sup>1</sup> / <sub>2</sub> Lg.) .....	4
28	00-476610	Pivot – Rinse Tube Assy. ....	8
29	00-476481-00002	Spacer – Tube Rinse (1 <sup>7</sup> / <sub>8</sub> Lg.) .....	4
30	00-476481-00003	Spacer – Tube Rinse (3 Lg.) .....	1
31	00-476480	Link – Rinse Actuator .....	2
32	00-290160	Magnet (Note Orientation) .....	1
33	00-290159	Retainer – Magnet .....	1
34	SC-021-08	Mach. Screw 6-32 x <sup>3</sup> / <sub>8</sub> Rd. Hd. (SST) .....	2
35	WS-028-20	Washer .....	2
36	WL-006-40	Lockwasher #6 Light .....	2
37	NS-011-07	Mach. Nut 6-32 Hex .....	2
38	00-476725-00013	Switch – Interlock (Final Rinse Actuator) .....	1
39	00-748124	Bracket – Adjustment Magnet .....	1
40	00-749269-00002	Tube – Actuator (Rinse 18 In.) .....	8
41	00-749269-00003	Tube – Actuator (Rinse 17 In.) (Conveyor with Crossrods) .....	8
42	PC-005-09	Cotter Pin <sup>3</sup> / <sub>32</sub> .....	8
43	WL-006-23	Lockwasher <sup>5</sup> / <sub>16</sub> Medium (SST) .....	8
44	WS-017-08	Washer .....	8
45	NS-015-11	Nut <sup>5</sup> / <sub>16</sub> -18 Hex .....	8



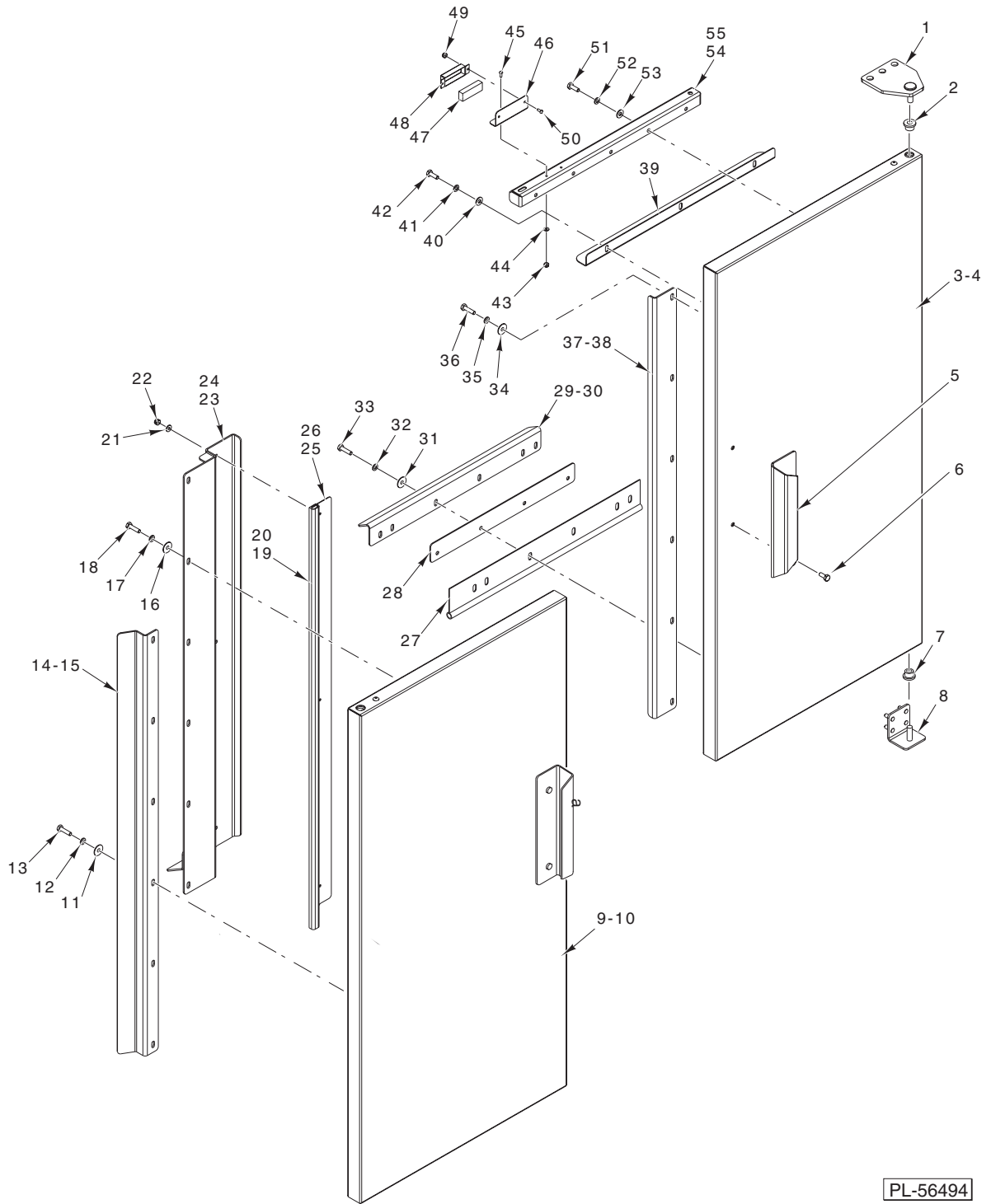
**DOORS, CURTAINS, STRAINERS, AND BAFFLES  
(WASH/RINSE SECTION)**

ILLUS.	PART NO.	NAME OF PART	AMT.
PL-55221			
1	00-476212-00001	Door Assy. 48 In. (Standard Height) (Incls. Items 2 thru 15)	1
2	00-476206-00001	Handle 48 In. Door	1
3	NS-015-01	Nut 1/4-20 Hex (SST)	10
4	WL-006-17	Lockwasher 1/4 Medium	10
5	00-109920	Label - Short Curtain	1
6	00-012114	Pin	2
7	PC-005-02	Cotter Pin 1/16 x 1/2 (SST)	2
8	00-748193-00001	Conduit 1 1/2 x 20 In. PVC	1
9	00-748221	Handle (Split Door, Lower)	1
10	SC-041-14	Cap Screw 5/16-18 x 1 1/8 Hex Hd. (SST)	2
11	WS-017-08	Washer	2
12	WL-006-23	Lockwasher 5/16 Medium (SST)	2
13	00-748192	Clamp 1 1/2	2

**DOORS, CURTAINS, STRAINERS, AND BAFFLES (Cont.)  
(WASH/RINSE SECTION)**

ILLUS. PL-55221	PART NO.	NAME OF PART	AMT.
14	00-476939-00001	Split Door Assy. (48 In., Lower) (Incls. 2, 3, 4, 9 thru 12, 16, 17, 22, 25, 26, 27 & 29 thru 32)	1
15	00-476978-00001	Catch (48 In. Split Door, Lower)	1
16	SC-041-05	Cap Screw 1/4-20 x 5/8 Hex Hd. (SST)	AR
17	WL-006-17	Lockwasher 1/4 Medium	AR
18	00-476197-00003	Guide – Door (Full Door) (Standard Height)	2
19	00-476197-00004	Guide – Door (Full Door) (6 In. Higher Than Standard)	2
20	00-476904-00004	Guide – Door (Split Upper Door) (Standard Height)	2
21	00-476904-00005	Guide – Door (Split Upper Door) (6 In. Higher Than Standard)	2
22	00-476904-00006	Guide – Door (Split Lower Door)	2
23	00-476892-00001	Split Door Assy. (48 In., Upper) (Incls. 2, 3, 4, 16, 17, 20, & 25 thru 32)	1
24	00-748155	Bracket – Wire Retaining	AR
25	00-476208-00001	Seal (48 In. Door)	1
26	SC-041-50	Cap Screw 1/4-20 x 1/2 Hex Hd.	5
27	WL-006-17	Lockwasher 1/4 Medium	5
28	00-290160	Magnet	1
29	00-476872	Bracket Magnet	1
30	00-290159	Retainer – Magnet	1
31	SC-115-26	Mach. Screw 6-32 x 5/16 Pan Hd.	4
32	NS-031-50	Stop Nut 6-32 Hex (SST)	4
33	00-748124	Bracket – Adjustment Magnet	1
34	NS-031-50	Stop Nut 6-32 Hex (SST)	2
35	00-476401	Baffle Assy. (W/Curtain Hooks)	4
36	00-476725-00011	Switch – Interlock (Rinse Door)	1
37	FE-016-02	Bushing – Snap	AR
38	00-476725-00012	Switch – Interlock (Wash Door)	1
39	00-476421-00002	Guide – Door (Standard Height)	2
40	00-476421-00001	Guide – Door (6 In. Higher Than Standard)	2
41	00-476422-00002	Retainer – Guide (16 Lg.) (Standard Height)	2
42	00-476422-00001	Retainer – Guide (22 Lg.) (6 In. Higher Than Standard)	2
43	00-120160-00001	Curtain – Splash (11 1/4 x 31 1/2) (Short Curtain)	2
44	00-120267-00003	Rod – Curtain	2
45	00-476769	Saddle – Chamber	1
46	00-476768	Cap – Saddle Chamber	2
47	00-892567-00001	Curtain – Splash (17 Lg.) (Standard Height)	4
48	00-892567-00002	Curtain – Splash (6 In. Higher Than Standard)	4
49	00-120267-00004	Rod – Curtain (35.25 In. Lg.)	4
50	00-476163	Lid – Chamber Vent	1
51	00-748024	Label – No Step	2
52	00-749445	Damper Assy.	1
53	00-476165	Lid Assy. (Chamber 48 In.)	1
54	00-748024	Label – No Step	2
55	00-749503	Bracket – Spring Spool	4
56	00-476269	Plate – Spring Guide	4
57	00-476270	Plate – Spring Protector	4
58	00-066233	Retainer – Clip Support	AR
59	00-475784	Pin – Axle (Spring Spool)	4
60	00-476267	Bracket – Door Spring Mounting	4
61	00-476265-00002	Spring Assy. – Door (Full Door) (Standard Height)	2
62	00-476265-00004	Spring Assy. – Door (Full Door) (6 In. Higher Than Standard)	2
63	00-476265-00003	Spring Assy. – Door (Full Door) (Standard Height)	2
64	00-476265-00002	Spring Assy. – Door (Full Door) (6 In. Higher Than Standard)	2
65	00-476265-00001	Spring Assy. – Door (Split Door) (Standard Height)	3
66	00-476265-00001	Spring Assy. – Door (Split Door) (6 In. Higher Than Standard)	1
67	00-476265-00002	Spring Assy. – Door (Split Door) (Standard Height)	1
68	00-476265-00002	Spring Assy. – Door (Split Door) (6 In. Higher Than Standard)	3
69	WL-006-17	Lockwasher 1/4 Medium	1
70	NS-015-01	Nut 1/4-20 Hex (SST)	1
71	00-119254	Retainer – Cap & Stud	1
72	00-067500-00031	O-Ring	1
73	00-119244	Cap & Stud Assy.	1
74	00-475874	Foot	6
75	00-475846	Basket Assy. – Strainer	2
76	00-475973	Strainer – Weldment	2



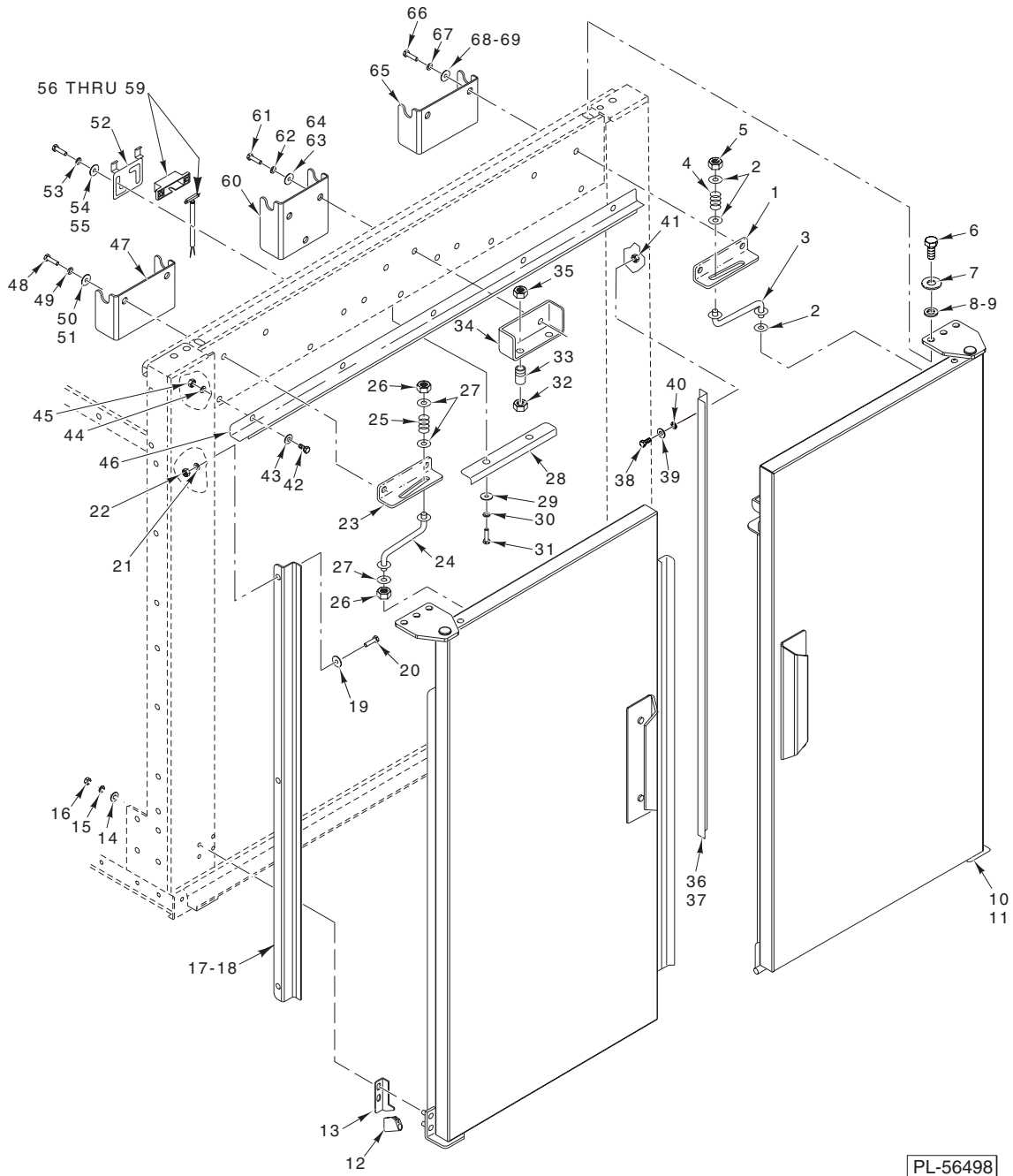


PL-56494

**HINGED DOORS  
(WASH/RINSE SECTION)**

**HINGED DOORS  
(WASH/RINSE SECTION)**

ILLUS. PL-56494	PART NO.	NAME OF PART	AMT.
1	00-892184	Plate – Top Hinge Weldment .....	2
2	00-892210	Bearing – Door Hinge .....	2
3	00-892182	Door Assy. (RH) (Standard Height) (Incls. Items 2, 5, 6, 7, 27, 28, 30 thru 37, 39 thru 53, & 55) .....	1
4	00-892359	Door Assy. (RH) (6 In. Higher Than Standard) (Incls. Items 2, 5, 6, 7, 27, 28, 30 thru 36, 38 thru 53 & 55) .....	1
5	00-892214	Handle – Door .....	2
6	SC-041-05	Cap Screw 1/4-20 x 5/8 Hex Hd. (SST) .....	4
7	00-892210	Bearing – Door Hinge .....	2
8	00-892185	Bracket – Bottom Hinge Weldment .....	2
9	00-892183	Door Assy. (LH) (Standard Height) (Incls. Items 2, 5, 6, 7, 11, 12, 13, 16, 17, 18, 27, 28, 29, 31, 32, 33, 37, 39 thru 55) .....	1
10	00-892360	Door Assy. (LH) (6 In. Higher Than Standard) (Incls. Items 2, 5, 6, 7, 11, 12, 13, 16, 17, 18, 27, 28, 29, 31, 32, 33, 38 thru 53 & 55) .....	1
11	WS-003-47	Washer (SST) .....	AR
12	WL-006-17	Lockwasher 1/4 Helical (SST) .....	AR
13	SC-041-01	Cap Screw 1/4-20 x 3/4 Hex Hd. (SST) .....	AR
14	00-892196-00001	Deflector – Door Side (Standard Height) .....	2
15	00-892196-00002	Deflector – Door Side (6 In. Higher Than Standard) .....	2
16	WS-003-47	Washer (SST) .....	AR
17	WL-006-17	Lockwasher 1/4 Helical (SST) .....	AR
18	SC-041-01	Cap Screw 1/4-20 x 3/4 Hex Hd. (SST) .....	AR
19	00-892215-00001	Gasket – Door Vertical (Standard Height) .....	1
20	00-892215-00002	Gasket – Door Vertical (6 In. Higher Than Standard) .....	1
21	WS-019-20	Washer (SST) .....	3
22	NS-031-15	Stop Nut 10-24 Hex ESNA Special (SST) .....	3
23	00-892588-00001	Overlap – Door Weldment (Standard Height) .....	1
24	00-892588-00002	Overlap – Door Weldment (6 In. Higher Than Standard) .....	1
25	00-892585	Retainer – Door Seal (Standard Height) .....	1
26	00-892585-00002	Retainer – Door Seal (6 In. Higher Than Standard) .....	1
27	00-892211-00001	Gasket – Lower Door .....	2
28	00-892213-00001	Plate – Lower Seal Spacer .....	2
29	00-892199-00001	Seal – Lower Door (LH) .....	1
30	00-892200-00001	Seal – Lower Door (RH) .....	1
31	WS-003-47	Washer (SST) .....	12
32	WL-006-17	Lockwasher 1/4 Helical (SST) .....	12
33	SC-041-02	Cap Screw 1/4-20 x 1 Hex Hd. (SST) .....	12
34	WS-003-47	Washer (SST) .....	AR
35	WL-006-17	Lockwasher 1/4 Helical (SST) .....	AR
36	SC-041-01	Cap Screw 1/4-20 x 3/4 Hex Hd. (SST) .....	AR
37	00-892198-00001	Seal – Door Overlap (Standard Height) .....	1
38	00-892198-00002	Seal – Door Overlap (6 In. Higher Than Standard) .....	1
39	00-892189-00001	Bracket – Upper Door Seal .....	2
40	WS-017-06	Washer (SST) .....	6
41	WL-006-17	Lockwasher 1/4 Helical (SST) .....	6
42	SC-041-01	Cap Screw 1/4-20 x 3/4 Hex Hd. (SST) .....	6
43	NS-031-50	Stop Nut Special 6-32 Hex ESNA (SST) .....	4
44	WS-023-01	Washer (SST) .....	4
45	SC-021-08	Mach. Screw 6-32 x 3/8 Slotted Rd. Hd. (SST) .....	4
46	00-892187	Bracket – Door Magnet .....	2
47	00-290160	Magnet .....	2
48	00-290159	Retainer – Magnet .....	2
49	NS-031-50	Stop Nut 6-32 Hex ESNA Special (SST) .....	4
50	SC-021-08	Mach. Screw 6-32 x 3/8 Slotted Rd. Hd. (SST) .....	4
51	SC-041-01	Cap Screw 1/4-20 x 3/4 Hex Hd. (SST) .....	10
52	WL-006-17	Lockwasher 1/4 Helical (SST) .....	10
53	WS-017-06	Washer (SST) .....	10
54	00-892194-00001	Bracket – Door Catch (LH) .....	1
55	00-892194-00002	Bracket – Door Catch (RH) .....	1



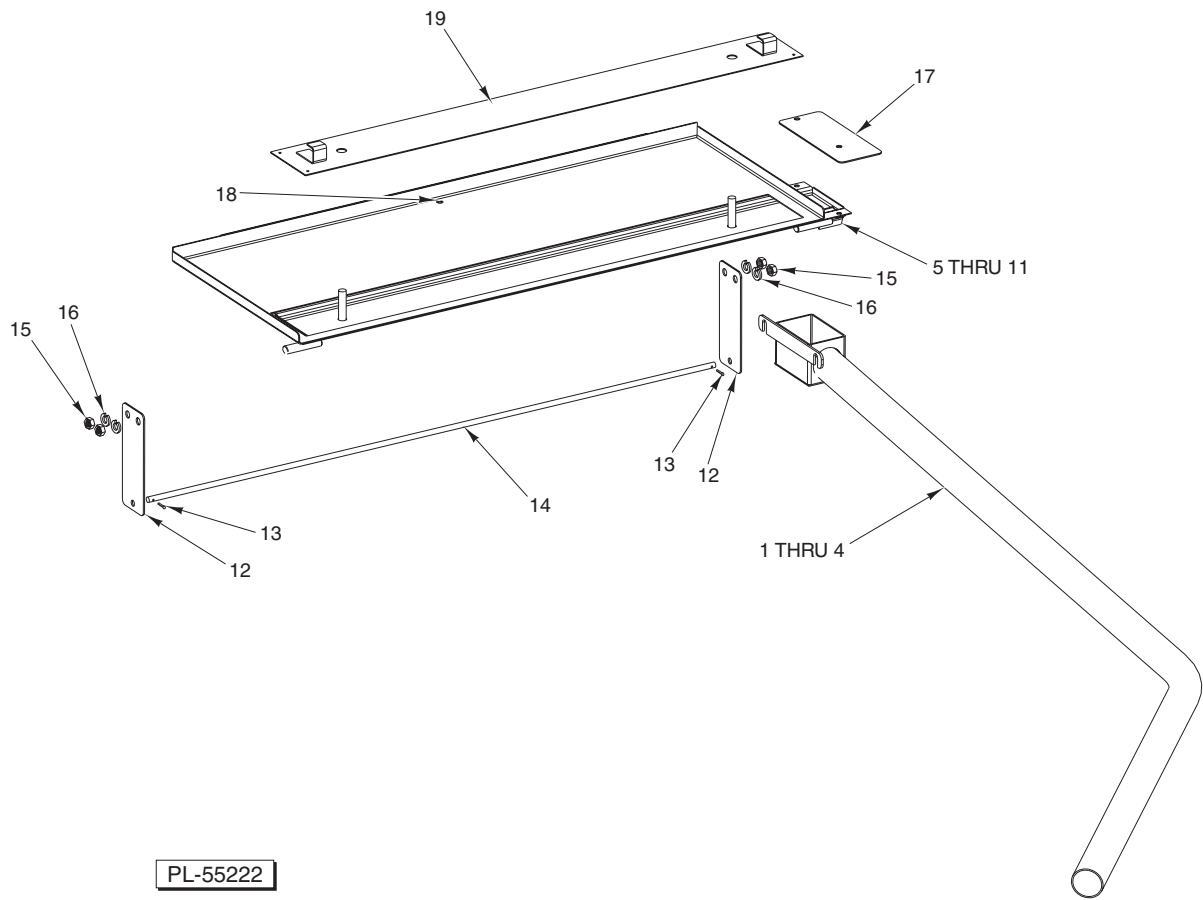
PL-56498

**HINGED DOOR ATTACHMENT  
(WASH/RINSE SECTION)**

ILLUS.	PART NO.	NAME OF PART	AMT.
	PL-56498		
1	00-892208	Bracket – Slide Door Stop (RH) .....	1
2	WS-017-01	Washer (SST) .....	3
3	00-892207-00002	Rod – Door Stop Wldt. ....	1
4	SL-005-14	Spring – Loading .....	1
5	NS-031-29	Stop Nut <sup>5</sup> / <sub>16</sub> -18 Special (SST) .....	2
6	SC-041-17	Cap Screw <sup>5</sup> / <sub>16</sub> -18 x 1 1/2 Hex Hd. (SST) .....	6
7	WS-017-01	Washer (SST) .....	12
8	WL-006-23	Lockwasher <sup>5</sup> / <sub>16</sub> Helical .....	6
9	NS-015-11	Nut <sup>5</sup> / <sub>16</sub> -18 Hex (SST) .....	6
10	00-892497	Gasket – Lower Door (Corner) .....	1

**HINGED DOOR ATTACHMENT  
(WASH/RINSE SECTION) (Cont.)**

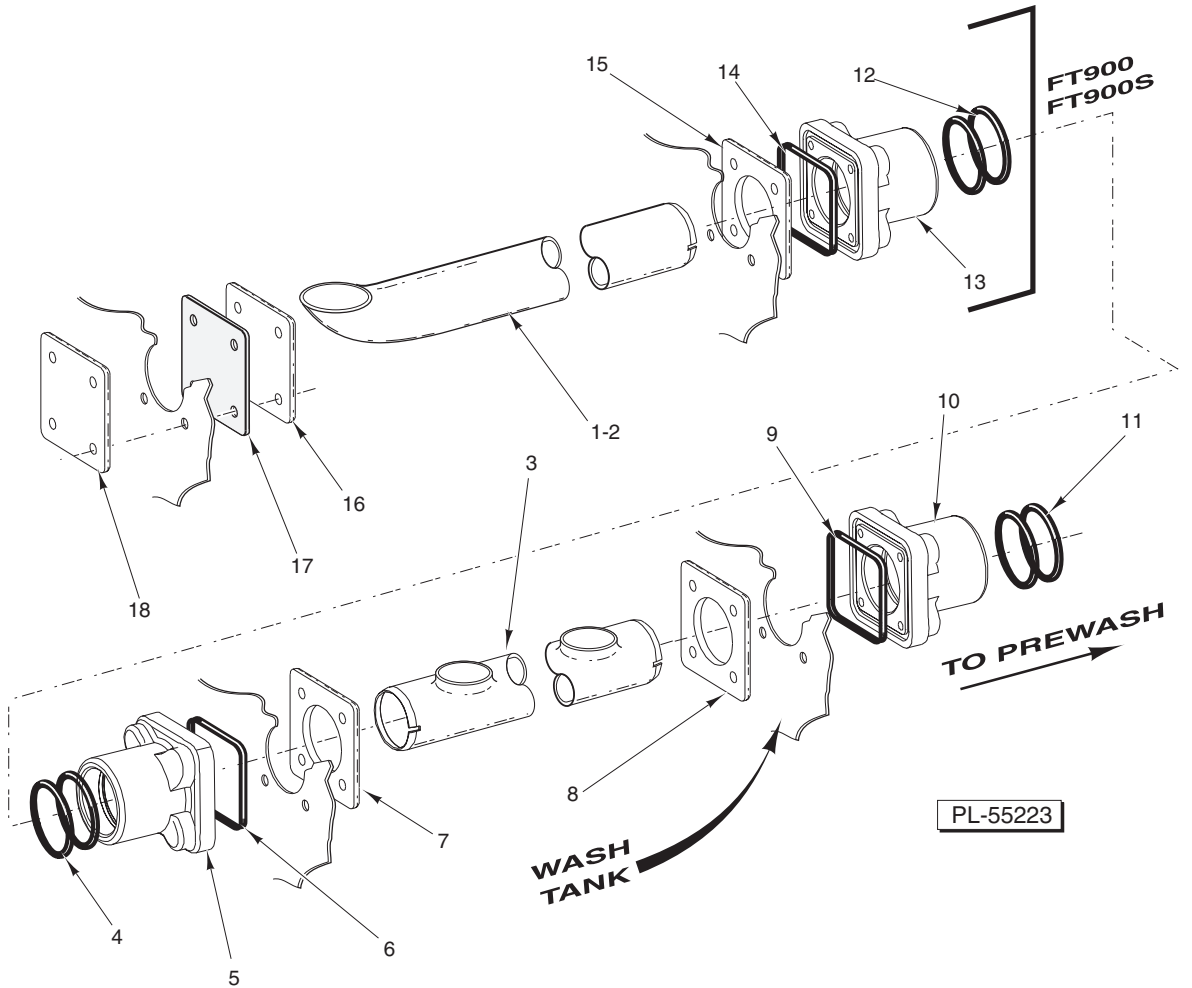
ILLUS. PL-56498	PART NO.	NAME OF PART	AMT.
11	00-892436-00001	Seal – Chamber Opening (Lower RH) .....	1
12	00-892497	Gasket – Lower Door (Corner) .....	1
13	00-892436-00002	Seal – Chamber Opening (Lower LH) .....	1
14	WD-017-06	Washer (SST) .....	8
15	WL-006-17	Lockwasher 1/4 Helical (SST) .....	8
16	NS-015-01	Nut 1/4-20 Hex (SST) .....	8
17	00-892190-00001	Bracket – Seal (Chamber Opening) (Standard Height) .....	1
18	00-892190-00002	Bracket – Seal (Chamber Opening) (6 In. Higher Than Standard) .....	1
19	WS-017-06	Washer (SST) .....	3
20	SC-041-05	Cap Screw 1/4-20 x 5/8 Hex Hd. (SST) .....	3
21	WL-006-17	Lockwasher 1/4 Helical .....	3
22	NS-015-01	Nut 1/4-20 Hex (SST) .....	3
23	00-892208-00002	Bracket – Slide Door Stop (LH) .....	1
24	00-892207-00002	Rod – Door Stop Wldt. .....	1
25	SL-005-14	Spring – Loading .....	1
26	NS-031-29	Stop Nut 5/16-18 Special (SST) .....	2
27	WS-017-01	Washer (SST) .....	3
28	00-892589	Deflector – Chamber Top .....	1
29	WS-017-06	Washer (SST) .....	2
30	WL-006-17	Lockwasher 1/4 Helical (SST) .....	2
31	NS-015-01	Nut 1/4-20 Hex (SST) .....	2
32	NS-048-44	Jam Nut 3/8-24 Hex (SST) .....	2
33	00-324221	Catch – Door .....	2
34	00-892195	Support – Door Catch .....	1
35	NS-048-44	Jam Nut 3/8-24 Hex (SST) .....	2
36	00-892190-00001	Bracket – Seal (Chamber Opening) (Standard Height) .....	1
37	00-892190-00002	Bracket – Seal (Chamber Opening) (6 In. Higher Than Standard) .....	1
38	SC-041-05	Cap Screw 1/4-20 x 5/8 Hex Hd. (SST) .....	3
39	WS-017-06	Washer (SST) .....	3
40	WL-006-17	Lockwasher 1/4 Helical .....	3
41	NS-015-01	Nut 1/4-20 Hex (SST) .....	3
42	SC-041-05	Cap Screw 1/4-20 x 5/8 Hex Hd. (SST) .....	5
43	WS-017-06	Washer (SST) .....	5
44	WL-006-17	Lockwasher 1/4 Helical .....	5
45	NS-015-01	Nut 1/4-20 Hex (SST) .....	5
46	00-892188-00002	Bracket – Seal .....	1
47	00-892209	Plate – Door Stop Reinforcement .....	1
48	SC-041-11	Cap Screw 5/16-18 x 3/4 Hex Hd. (SST) .....	2
49	WS-017-01	Washer (SST) .....	4
50	WL-006-23	Lockwasher 5/16 Helical .....	2
51	NS-015-11	Nut 5/16-18 Hex (SST) .....	2
52	00-748124	Bracket – Magnet Adjustable .....	2
53	WS-017-06	Washer (SST) .....	4
54	WL-006-17	Lockwasher 1/4 Helical .....	4
55	NS-015-01	Nut 1/4-20 Hex (SST) .....	4
56	00-476725-00031	Switch – Interlock (FT900 Rinse Tank) .....	2
57	00-476725-00032	Switch – Interlock (FT900 Wash Tank) .....	2
58	00-476725-00037	Switch – Interlock (FT900W Wash Tank) .....	2
59	00-476725-00038	Switch – Interlock (FT900S Wash Tank) .....	2
60	00-892204	Latch – Reinforcement (Chamber) .....	1
61	SC-041-11	Cap Screw 5/16-18 x 3/4 Hex Hd. (SST) .....	2
62	WS-017-01	Washer (SST) .....	4
63	WL-006-23	Lockwasher 5/16 Helical .....	2
64	NS-015-11	Nut 5/16-18 Hex (SST) .....	2
65	00-892209	Plate – Door Stop Reinforcement .....	1
66	SC-041-11	Cap Screw 5/16-18 x 3/4 Hex Hd. (SST) .....	2
67	WS-017-01	Washer (SST) .....	4
68	WL-006-23	Lockwasher 5/16 Helical .....	2
69	NS-015-11	Nut 5/16-18 Hex (SST) .....	2
	PB-004-08	Plug Button 0.875 Nylon .....	1



**FINAL RINSE  
MAKEUP UNIT AND PAN**

**FINAL RINSE  
MAKEUP UNIT AND PAN**

ILLUS.	PART NO.	NAME OF PART	AMT.
PL-55222			
1	00-476460-00001	Pipe – Makeup (FT900 & FT900S, R-L) .....	1
2	00-476460-00002	Pipe – Makeup (FT900 & FT900S, L-R) .....	1
3	00-748617-00001	Pipe – Makeup (FT900W, R-L) .....	1
4	00-748617-00002	Pipe – Makeup (FT900W, L-R) .....	1
5	00-476487-00001	Pan – Final Rinse (FT900, R-L) .....	1
6	00-476487-00002	Pan – Final Rinse (FT900, L-R) .....	1
7	00-748894-00001	Pan – Final Rinse (FT900W, R-L) .....	1
8	00-748894-00002	Pan – Final Rinse (FT900W, L-R) .....	1
9	00-476606-00001	Pan – Final Rinse (FT900S, R-L) .....	1
10	00-476606-00002	Pan – Final Rinse (FT900S, L-R) .....	1
11	SC-053-02	Mach. Screw 10-24 x 1/2 Truss Hd. (SST) .....	2
12	00-474797	Bracket – Pan Makeup .....	2
13	PC-005-02	Cotter Pin 1/16 x 1/2 .....	2
14	00-475236	Rod – Retaining Flow Back .....	1
15	NS-015-11	Nut 5/16-18 Hex (SST) .....	4
16	WL-006-23	Lockwasher 5/16 Helical (SST) .....	4
17	00-476539	Cover – Makeup Pan .....	1
18	SC-053-42	Mach. Screw 1/4-20 x 5/8 Truss Hd. (SST) .....	1
19	00-476544	Strainer (Makeup) (Perforated) .....	1

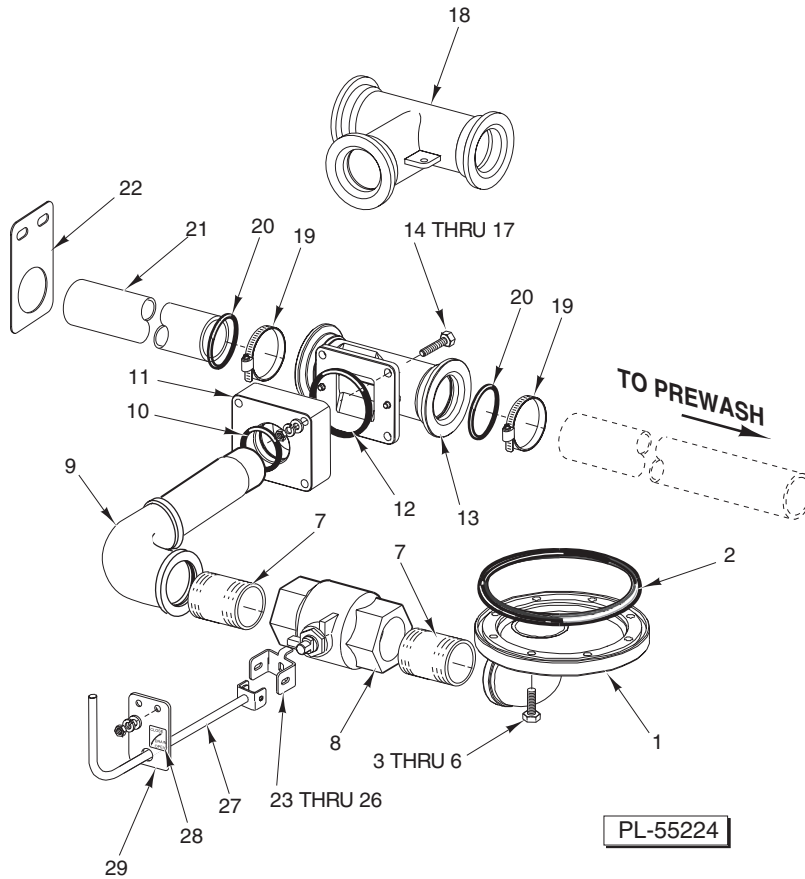


**FLOW BACK UNIT  
(WASH/RINSE SECTION)**

**FLOW BACK UNIT  
(WASH/RINSE SECTION)**

ILLUS. PL-55223	PART NO.	NAME OF PART	AMT.
1	00-476125	Pipe – Flow Back (Rinse/Wash) (1 Port) (Wash FT900S/Rinse FT900) .....	1
2	00-748614	Pipe – Flow Back (Dual Rinse) (FT900W) .....	1
3	00-476126	Pipe – Flow Back (Wash) (2 Ports) (FT900) .....	1
4	00-067500-00134	O-Ring .....	2
5	00-476129	Coupling – Flow Back Pipe .....	1
6	00-067500-00132	O-Ring .....	1
7	00-476128-00001	Plate – Flow Back Mounting .....	1
8	00-476128-00001	Plate – Flow Back Mounting .....	1
9	00-067500-00132	O-Ring .....	1
10	00-476129	Coupling – Flow Back Pipe .....	1
11	00-067500-00134	O-Ring .....	2
12	00-067500-00134	O-Ring .....	2
13	00-476130	Coupling – Pass-Thru (Flow Back Pipe) (2.031 Dia. thru Hole) .....	1
14	00-067500-00132	O-Ring .....	1
15	00-476128-00001	Plate – Flow Back Mounting .....	1
16	00-476128-00002	Plate – Flow Back Cover .....	1
17	00-476138	Gasket – Flow Back Plate .....	1
18	00-476128-00002	Plate – Flow Back Cover .....	1

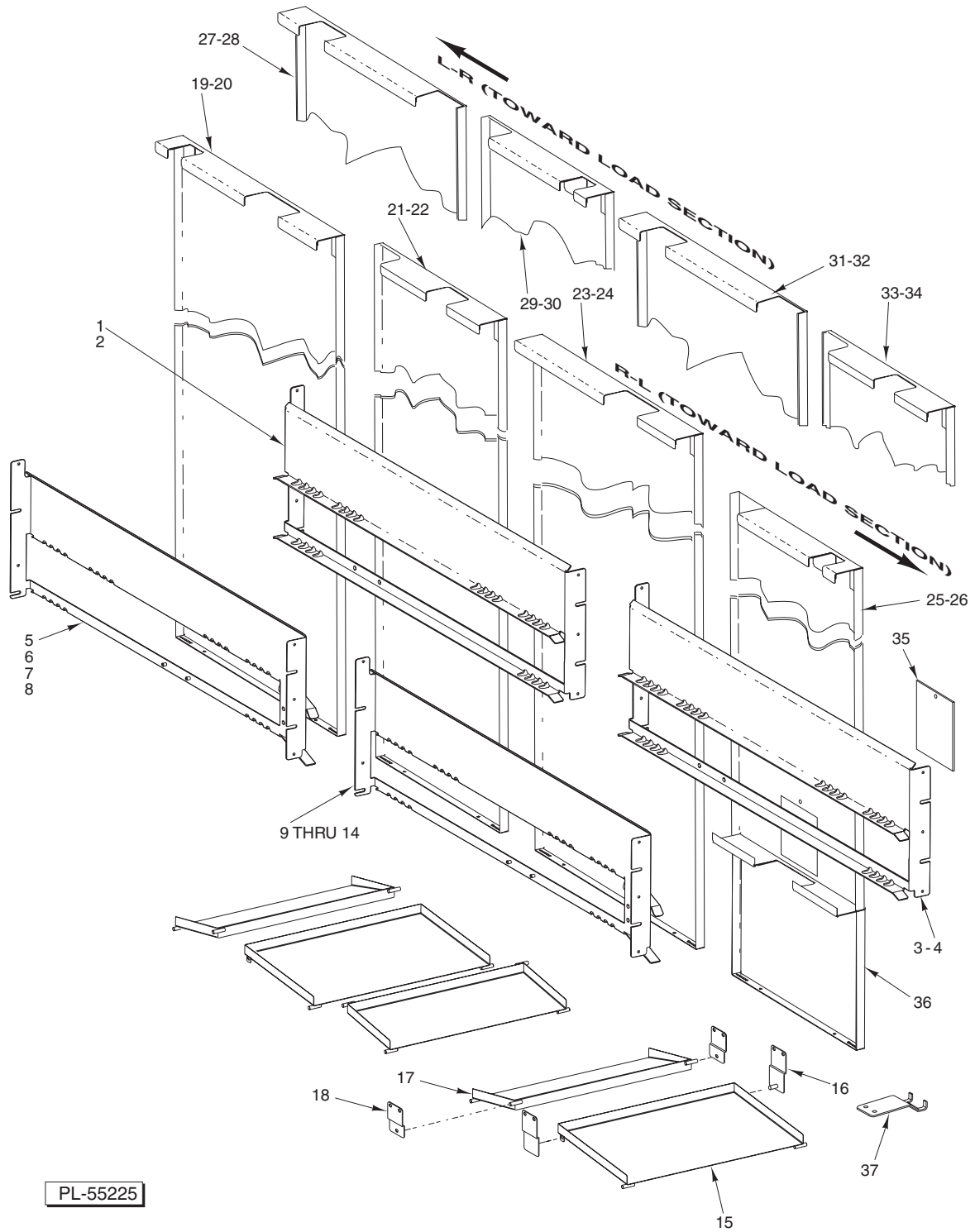




**DRAIN UNIT  
(WASH/RINSE SECTION)  
(2 UNITS REQUIRED – FT900 AND FT900W)  
(1 UNIT REQUIRED – FT900S)**

**DRAIN UNIT  
(WASH/RINSE SECTION)  
(2 UNITS REQUIRED – FT900 AND FT900W)  
(1 UNIT REQUIRED – FT900S)**

ILLUS. PL-55224	PART NO.	NAME OF PART	AMT.
1	00-748012	Drain – Manual (No Overflow) (1 Opening).....	1
2	00-067500-00136	O-Ring .....	1
3	SC-041-11	Cap Screw <sup>5</sup> / <sub>16</sub> -18 x <sup>3</sup> / <sub>4</sub> Hex Hd. (SST) .....	8
4	WS-017-08	Washer .....	8
5	WL-006-23	Lockwasher <sup>5</sup> / <sub>16</sub> Medium (SST) .....	8
6	NS-015-11	Nut <sup>5</sup> / <sub>16</sub> -18 Hex .....	8
7	FP-054-58	Pipe 1 <sup>1</sup> / <sub>2</sub> x 1 <sup>3</sup> / <sub>4</sub> .....	2
8	00-287826-00001	Valve – Ball .....	1
9	00-749552	Elbow – Drain Adapter .....	1
10	00-067500-00126	O-Ring .....	1
11	00-748026	Connector – Adapter (Manual) (Plastic) (Previous Construction) .....	1
12	00-067500-00137	O-Ring (Previous Construction) .....	1
13	00-475925	Tee – Connection (Drain Valve) (Previous Construction) .....	1
14	SC-041-62	Cap Screw <sup>5</sup> / <sub>16</sub> -18 x 2 <sup>1</sup> / <sub>2</sub> Hex Hd. (Previous Construction) .....	4
15	WS-017-08	Washer (Previous Construction) .....	8
16	WL-006-23	Lockwasher <sup>5</sup> / <sub>16</sub> Medium (SST) (Previous Construction) .....	4
17	NS-015-11	Nut <sup>5</sup> / <sub>16</sub> -18 Hex (Previous Construction) .....	4
18	00-749650-00001	Tee – Drain, Center (Current Construction) .....	1
19	00-542337	Clamp – Hose .....	2
20	00-067500-00134	O-Ring .....	2
21	00-289467-00001	Pipe – Drain .....	1
22	00-748181	Support – Drain Pipe .....	1
23	00-748005	Bracket – Valve (Manual) .....	1
24	SC-041-12	Cap Screw <sup>5</sup> / <sub>16</sub> -18 x <sup>7</sup> / <sub>8</sub> Hex Hd. (SST) .....	2
25	WS-017-01	Washer .....	2
26	WL-006-23	Lockwasher <sup>5</sup> / <sub>16</sub> Medium (SST) .....	2
27	00-748006	Handle – Manual .....	1
28	00-748025	Label – Drain .....	1
29	00-748186	Support – Drain Handle .....	1

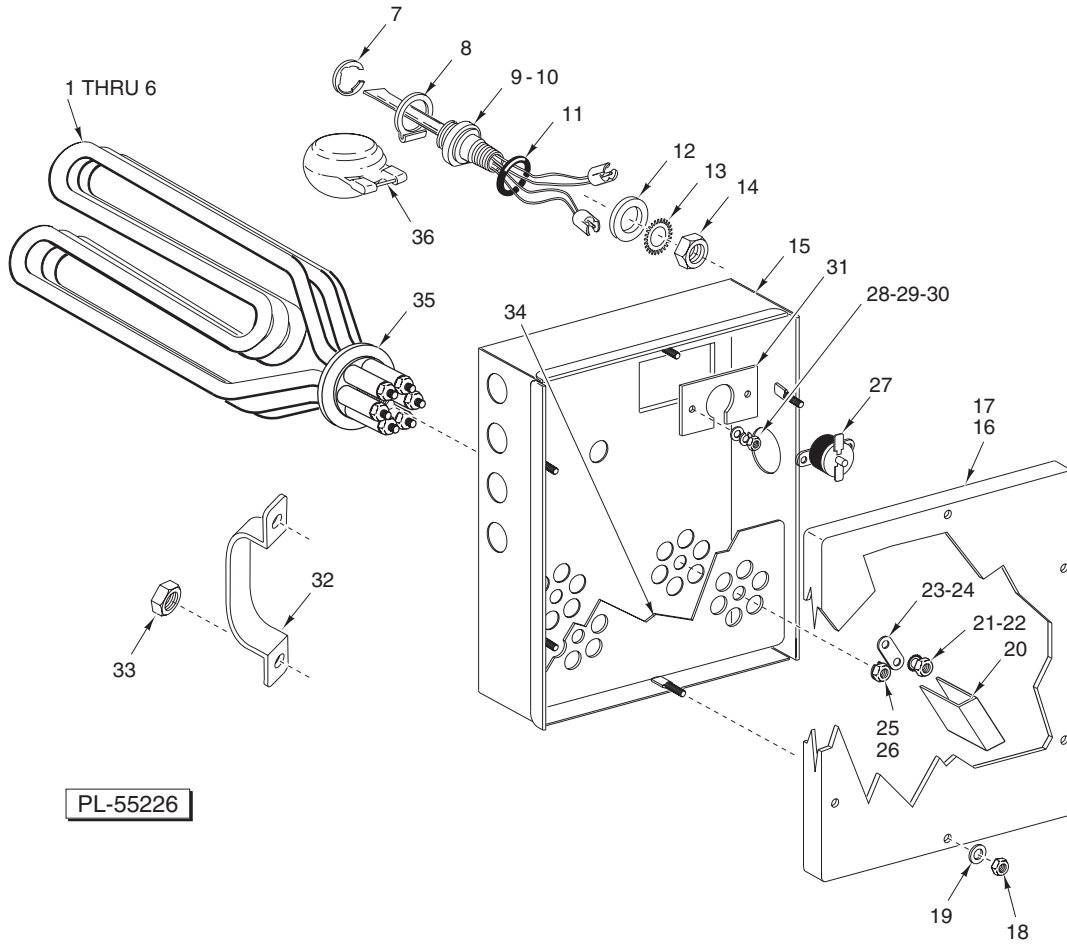


**PANELS AND TRACKS  
(WASH/RINSE SECTION)**

**PANELS AND TRACKS  
(WASH/RINSE SECTION)**

ILLUS. PL-55225	PART NO.	NAME OF PART	AMT.
1	00-476148-00005	Track (Rear LH, R-L) .....	1
2	00-476148-00002	Track (Rear LH, L-R) (Front RH, R-L) .....	1
3	00-476148-00003	Track (Rear RH, R-L) (Front LH, L-R) .....	1
4	00-476148-00007	Track (Rear RH, L-R) .....	1
*5	00-476148-00004	Track (Front LH, R-L) .....	1
*6	00-476148-00003	Track (Rear RH, R-L) (Front LH, L-R) .....	1
**7	00-748000-00003	Track (Front LH, R-L) (Split Doors) .....	1
**8	00-748000-00002	Track (Front LH, L-R) (Split Doors) .....	1
*9	00-476148-00002	Track (Rear LH, L-R) (Front RH, R-L) .....	1
*10	00-476148-00006	Track (Front RH, L-R) .....	1
**11	00-748000-00001	Track (Front RH, R-L) (Split Doors) .....	1
**12	00-748000-00004	Track (Front RH, L-R) (Split Doors) .....	1
13	00-748000-00005	Track (Front R-L) (Split Doors) (FT900S) .....	1
14	00-748000-00006	Track (Front L-R) (Split Doors) (FT900S) .....	1
15	00-476453-00007	Pan – Flow Back (12 Lg.) .....	AR
16	00-892534	Bracket – Pan Flow Back .....	AR
17	00-476452-00002	Pan – Flow Back (7 Lg.) (FT900 & FT900W) .....	AR
18	00-892535	Bracket – Pan Flow Back (FT900 & FT900W) .....	AR
19	00-476889-00002	Panel – Rinse (R-L Rear) (Standard Height) .....	1
20	00-476889-00001	Panel – Rine (R-L Rear) (6 In. Higher Than Standard) .....	1
21	00-476886-00004	Panel – Center (Standard Height) .....	1
22	00-476886-00002	Panel – Center (6 In. Higher Than Standard) .....	1
23	00-476888-00002	Panel – Wash (R-L Rear) (Standard Height) .....	1
24	00-476888-00001	Panel – Wash (R-L Rear) (6 In. Higher Than Standard) .....	1
25	00-476360-00002	Panel – Dispenser (Rear) (Standard Height) .....	1
26	00-476360-00001	Panel – Dispenser (6 In. Higher Than Standard) .....	1
27	00-476887-00002	Panel – Center (L-R Rear) (Standard Height) .....	2
28	00-476887-00001	Panel – Center (L-R Rear) (6 In. Higher Than Standard) .....	2
29	00-476360-00002	Panel – Dispenser (Rear) (Standard Height) .....	1
30	00-476360-00001	Panel – Dispenser (6 In. Higher Than Standard) .....	1
31	00-476887-00002	Panel – Center (L-R Rear) (Standard Height) .....	2
32	00-476887-00001	Panel – Center (L-R Rear) (6 In. Higher Than Standard) .....	2
33	00-476886-00004	Panel – Center (Standard Height) .....	1
34	00-476886-00002	Panel – Center (6 In. Higher Than Standard) .....	1
35	00-476353	Cover – Hole (Detergent) .....	1
36	00-476358	Panel – Rear (Lower) .....	1
37	00-476349	Bracket – Panel .....	3

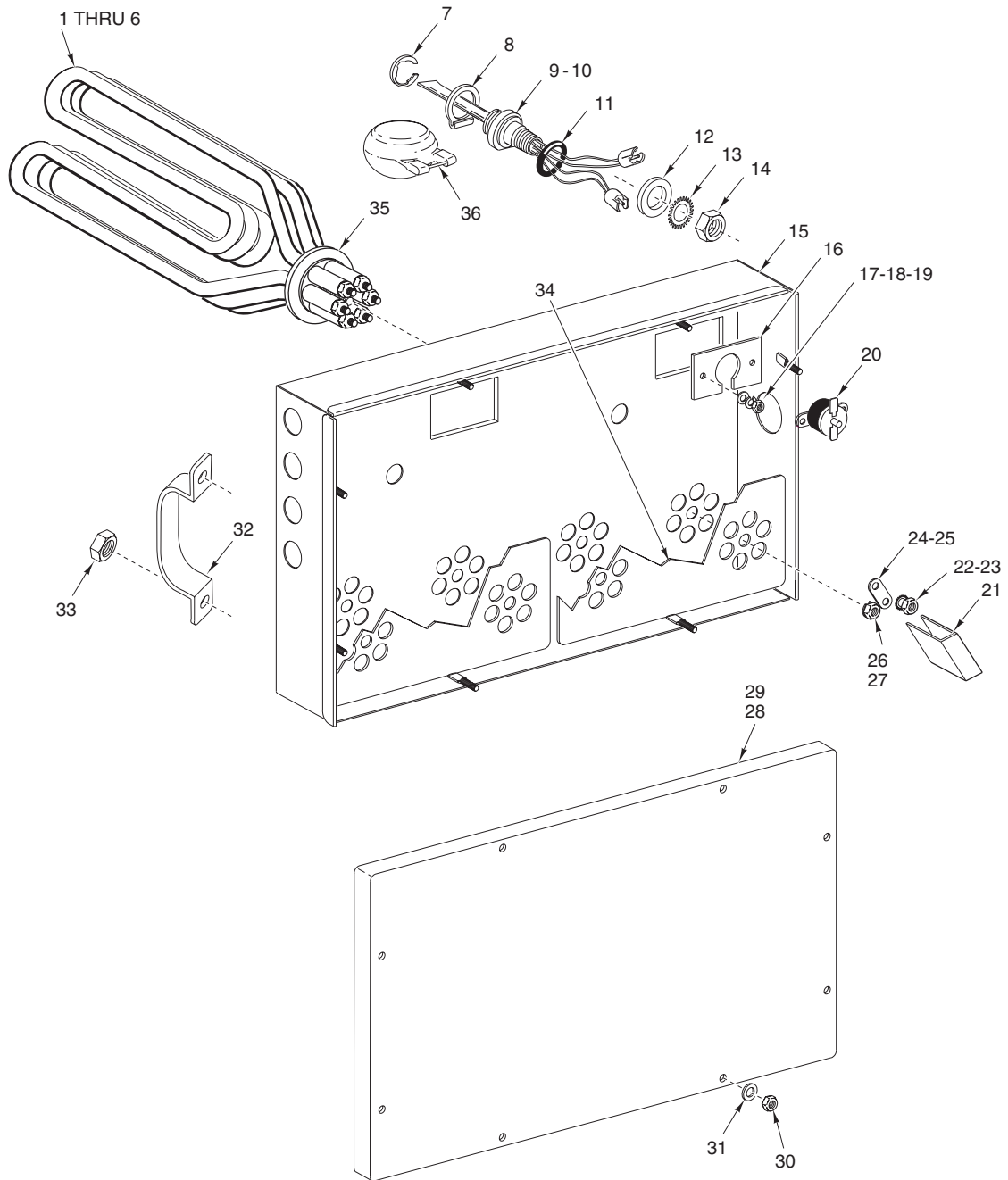
\*Use with full door.  
\*\*Use with split door.



**ELECTRIC HEATER (ONE TANK)  
(2 UNITS REQUIRED – FT900 AND FT900W)**

**ELECTRIC HEATER (ONE TANK)  
(2 UNITS REQUIRED – FT900 AND FT900W)**

ILLUS. PL-55226	PART NO.	NAME OF PART	AMT.
1	00-185700-00004	Heater – 13 kW Electric (200 V.) (Wash/Rinse Tank) .....	2
2	00-185700-00005	Heater – 13 kW Electric (230 V.) (Wash/Rinse Tank) .....	2
3	00-185700-00006	Heater – 13 kW Electric (460 V.) (Wash/Rinse Tank) .....	2
4	00-185700-00008	Heater – 13 kW Electric (600 V.) (Wash/Rinse Tank) .....	2
5	00-185700-00010	Heater – 13 kW Electric (380 V.) (Wash/Rinse Tank) .....	2
6	00-185700-00012	Heater – 13 kW Electric (415 V.) (Wash/Rinse Tank) .....	2
7	RR-010-13	Retaining Ring .....	3
8	00-112467	Retainer – Float .....	3
9	00-271621	Probe & Switch Assy. (4 Wire) (Temperature & Water Level) .....	1
10	00-328486	Switch & Probe Assy. ....	2
11	00-067500-00072	O-Ring .....	3
12	WS-010-40	Washer – Thrust .....	3
13	WL-014-31	Lockwasher 1/2 External Shakeproof (SST) .....	3
14	NS-018-28	Jam Nut 1/2-20 Hex .....	3
15	00-475903	Box – Electric Heat .....	1
16	00-475908	Gasket – Electric Heat Box Lid .....	1
17	00-475909	Lid Assy. – Electric Heat Box (Incls. Item 16) .....	1
18	NS-031-15	Stop Nut 10-24 Hex (SST) .....	6
19	WS-019-06	Washer .....	6
20	00-086444	Insulator – Terminal (Above 250 V.) .....	AR
21	WL-014-07	Lockwasher #10 External Shakeproof (SST) .....	AR
22	NS-009-30	Mach. Nut 10-32 Hex .....	AR
23	00-288543-00001	Jumper – Long .....	AR
24	00-288543-00002	Jumper – Short .....	AR
25	NS-015-13	Nut 3/8-16 Hex (SST) .....	2
26	WL-006-27	Lockwasher 3/8 Light .....	2
27	00-294615-00001	Control – Temperature .....	1
28	WS-019-06	Washer .....	2
29	WL-006-07	Lockwasher #10 Medium .....	2
30	NS-011-18	Mach. Nut 10-24 Hex (SST) .....	2
31	00-475967	Bracket – High Limit .....	1
32	00-748192-00002	Clamp – Conduit 1 In. ....	2
33	NS-015-01	Nut 1/4-20 Hex (SST) .....	2
34	00-748195	Plate – Electric Heat .....	1
35	00-067500-00034	O-Ring (Electric Heat) .....	2
36	00-122674	Float Assy. ....	3
	00-476745-00011	Cable Assy. (LH Tank Thermostat) (R-L & L-R) .....	1
	00-476745-00012	Cable Assy. (RH Tank Thermostat) (R-L) .....	1
	00-476745-00019	Cable Assy. (RH Tank High Limit) (L-R) .....	1
	FE-024-59	Connector Straight (Non-Metallic) Sealtite (1 Male) .....	AR
	FE-024-63	Connector 45 Deg. (Non-Metallic) Sealtite (1 Male) .....	AR



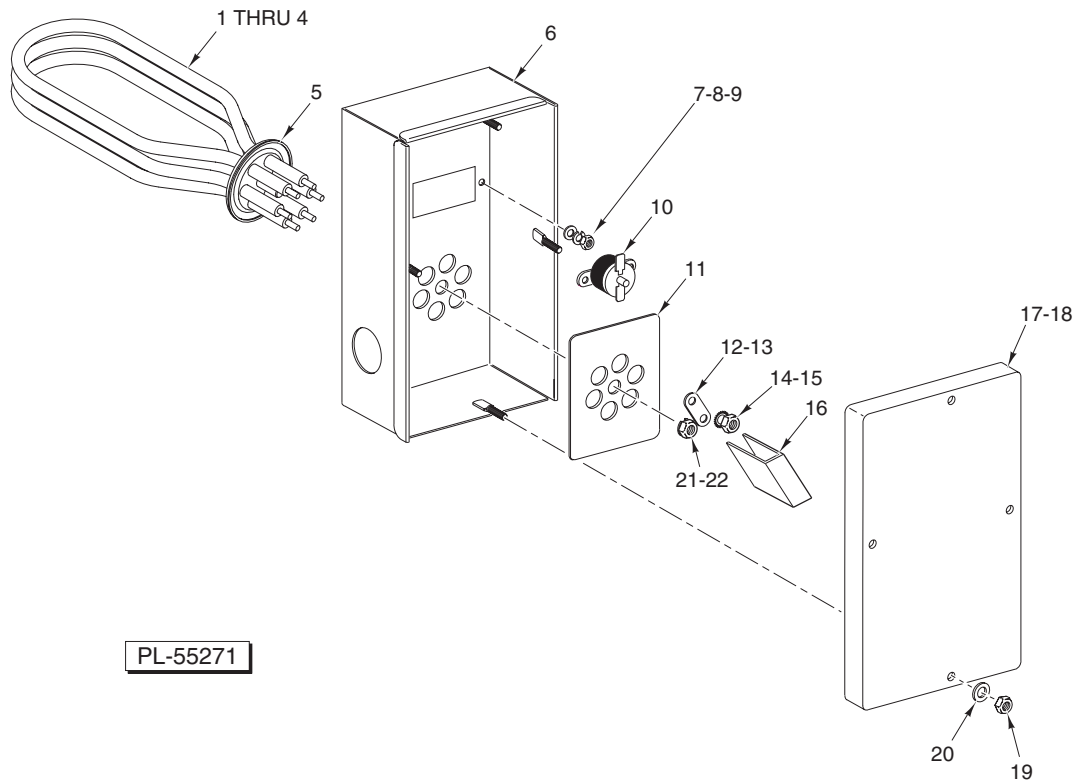
PL-55227

**ELECTRIC HEATER (ONE TANK)  
(FT900S)**

**ELECTRIC HEATER (ONE TANK)  
(FT900S)**

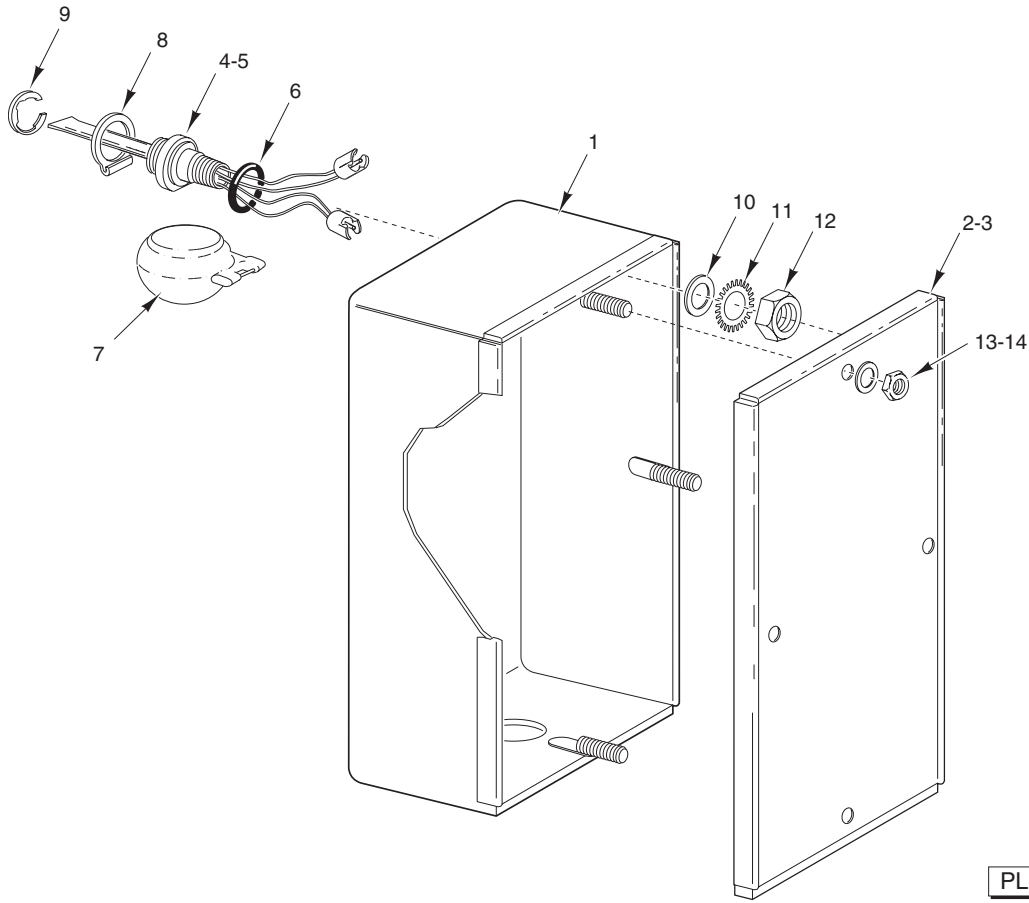
ILLUS. PL-55227	PART NO.	NAME OF PART	AMT.
1	00-185700-00001	Heater – 10 kW Electric (200 V.) (Wash) .....	4
2	00-185700-00002	Heater – 10 kW Electric (220 V.) (Wash) .....	4
3	00-185700-00003	Heater – 10 kW Electric (440 V.) (Wash) .....	4
4	00-185700-00007	Heater – 10 kW Electric (600 V.) (Wash) .....	4
5	00-185700-00009	Heater – 10 kW Electric (380 V.) (Wash) .....	4
6	00-185700-00011	Heater – 10 kW Electric (415 V.) (Wash) .....	4
7	RR-010-13	Retaining Ring .....	3
8	00-112467	Retainer – Float .....	3
9	00-271621	Probe & Switch Assy. (4 Wire) (Temperature & Water Level) .....	1
10	00-328486	Switch & Probe Assy. ....	2
11	00-067500-00072	O-Ring .....	3
12	WS-010-40	Washer – Thrust .....	3
13	WL-014-31	Lockwasher 1/2 External Shakeproof (SST) .....	3
14	NS-018-28	Jam Nut 1/2-20 Hex .....	3
15	00-476988	Box – Electric Heat .....	1
16	00-475967	Bracket – High Limit .....	2
17	WS-019-06	Washer .....	4
18	WL-006-07	Lockwasher #10 Medium .....	4
19	NS-011-18	Mach. Nut 10-24 Hex (SST) .....	4
20	00-294615-00001	Control – Temperature .....	2
21	00-086444	Insulator – Terminal (Above 250 V.) .....	AR
22	WL-014-07	Lockwasher #10 External Shakeproof (SST) .....	AR
23	NS-009-30	Mach. Nut 10-32 Hex .....	AR
24	00-288543-00001	Jumper – Long .....	AR
25	00-288543-00002	Jumper – Short .....	AR
26	NS-015-13	Nut 3/8-16 Hex (SST) .....	2
27	WL-006-27	Lockwasher 3/8 Light .....	2
28	00-748101	Gasket – Electric Heat Box Lid .....	1
29	00-748102	Lid Assy. – Electric Heat Box (Incls. Item 28) .....	1
30	NS-031-15	Stop Nut 10-24 Hex (SST) .....	8
31	WS-019-06	Washer .....	8
32	00-748192-00002	Clamp – Conduit 1 In. ....	2
33	NS-015-01	Nut 1/4-20 Hex (SST) .....	2
34	00-748195	Plate – Electric Heat .....	2
35	00-067500-00034	O-Ring .....	2
36	00-122674	Float Assy. ....	3
	00-476745-00011	Cable Assy. (LH Tank Thermostat) (R-L & L-R) .....	1
	00-476745-00012	Cable Assy. (RH Tank Thermostat) (R-L) .....	1
	00-476745-00019	Cable Assy. (RH Tank High Limit) (L-R) .....	1
	FE-024-59	Connector Straight (Non-Metallic) Sealtite (1 Male) .....	AR
	FE-024-63	Connector 45 Deg. (Non-Metallic) Sealtite (1 Male) .....	AR





**ELECTRIC HEATER (AUXILIARY TANK)  
(FT900W ONLY)**

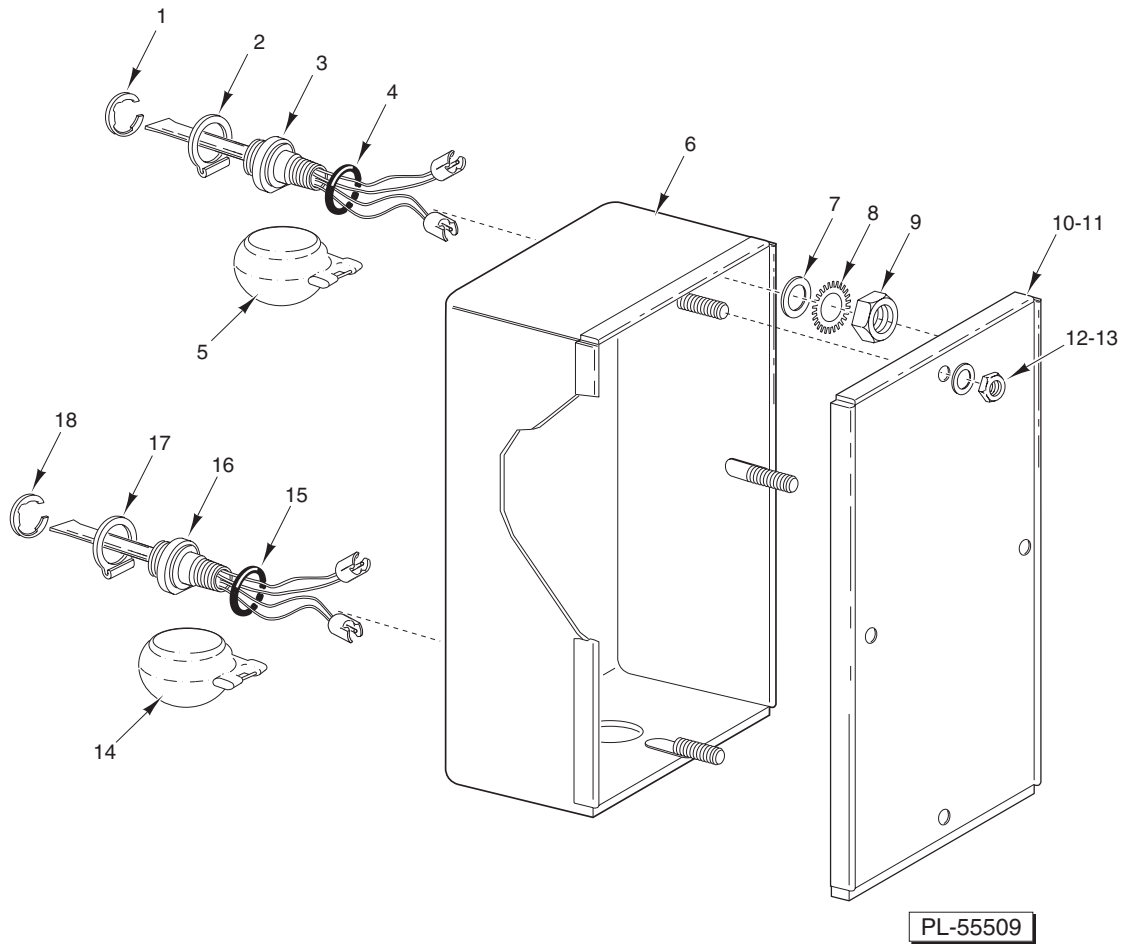
ILLUS.	PART NO.	NAME OF PART	AMT.
PL-55271			
1	00-119078-00007	Heater – Electric (240 V.)	1
2	00-119078-00009	Heater – Electric (480 V.)	1
3	00-119078-00008	Heater – Electric (415 V.)	1
4	00-119078-00010	Heater – Electric (600 V.)	1
5	00-067500-00034	O-Ring	1
6	00-475906-00004	Box – Electric Heat	1
7	WS-019-06	Washer	2
8	WL-006-07	Lockwasher #10 Medium	2
9	NS-011-18	Mach. Nut 10-24 Hex (SST)	2
10	00-294615-00001	Control – Temperature	1
11	00-748744	Plate – Electric Heat	1
12	00-288543-00001	Jumper – Long	AR
13	00-288543-00002	Jumper – Short	AR
14	WL-014-07	Lockwasher #10 External Shakeproof (SST)	AR
15	NS-009-30	Mach. Nut 10-32 Hex	AR
16	00-086444	Insulator – Terminal (Above 250 V.)	AR
17	00-474569	Gasket – Electric Heat Box	1
18	00-474574	Lid Assy. – Electric Heat Box (Incls. Item 17)	1
19	NS-031-15	Stop Nut 10-24 Hex (SST)	4
20	WS-019-06	Washer	4
21	NS-015-13	Nut 3/8-16 Hex (SST)	1
22	WL-006-27	Lockwasher 3/8 Light	1



PL-53107

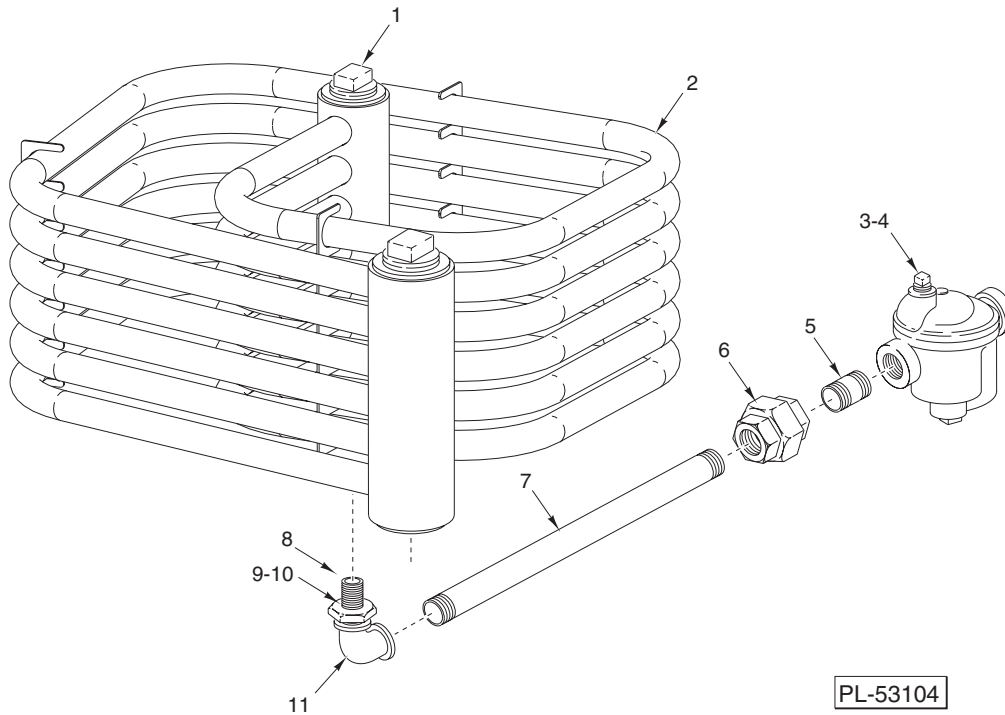
**LOW WATER PROTECTION (STEAM HEAT)  
(2 UNITS REQUIRED – FT900 AND FT900W)  
(1 UNIT REQUIRED – FT900S)**

ILLUS.	PART NO.	NAME OF PART	AMT.
PL-53107			
1	00-475906	Box – Probe .....	1
2	00-474574	Lid Assy. (Incls. Item 3) .....	1
3	00-474569	Gasket – Lid .....	1
4	00-328486	Probe & Switch Assy. (2 Wire) (Water Level) .....	2
5	00-271621	Probe & Switch Assy. (4 Wire) (Temperature & Water Level) .....	1
6	00-067500-00072	O-Ring .....	3
7	00-122674	Float Assy. ....	3
8	00-112467	Retainer – Float .....	3
9	RR-010-13	Retaining Ring .....	3
10	WS-010-40	Washer – Thrust .....	3
11	WL-014-31	Lockwasher 1/2 External Shakeproof (SST) .....	3
12	NS-018-28	Jam Nut 1/2-20 Hex .....	3
13	WS-019-06	Washer .....	4
14	NS-031-15	Stop Nut 10-24 Hex (SST) .....	4



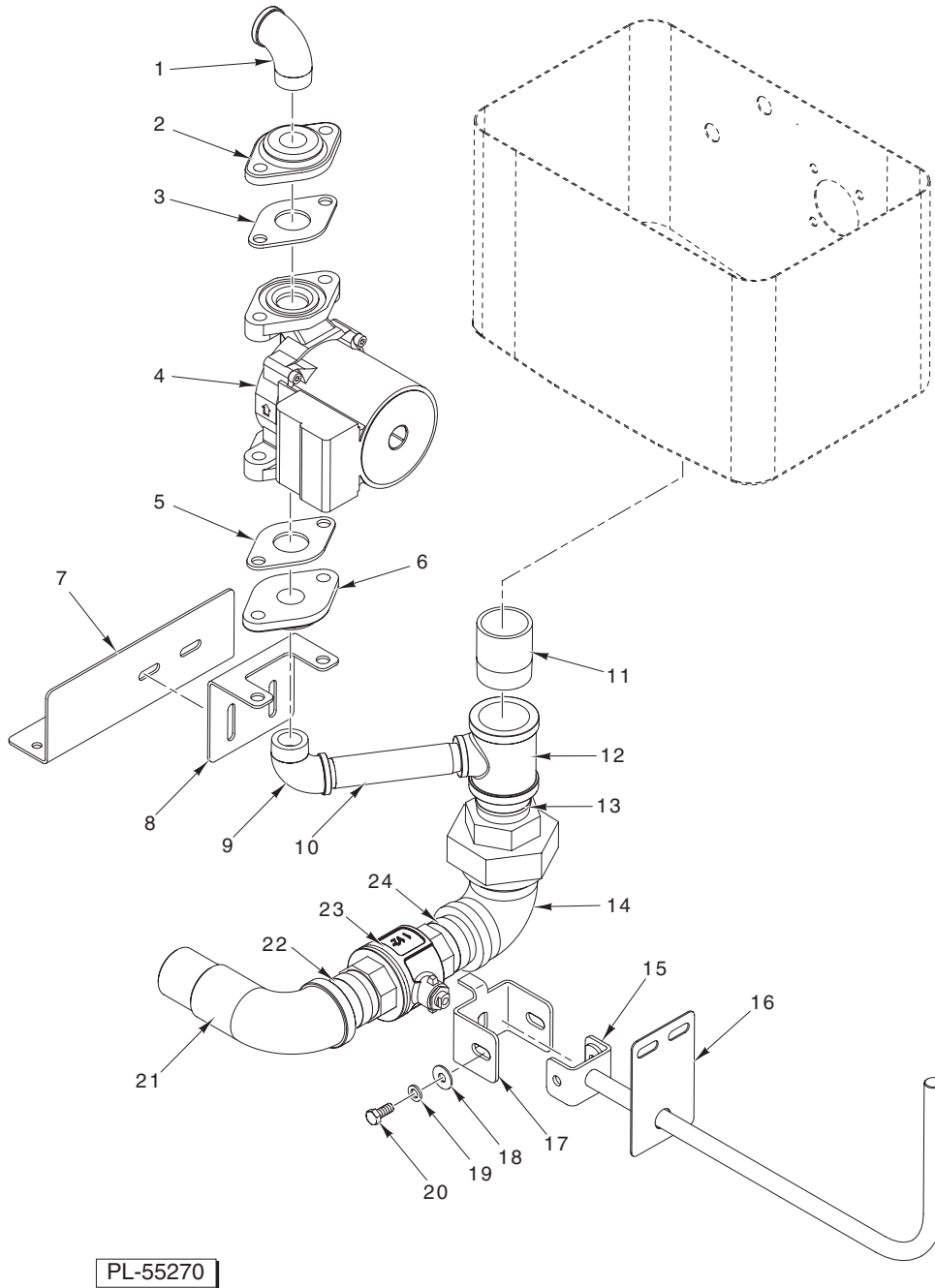
DUAL RINSE PROBE BOX

ILLUS.	PART NO.	NAME OF PART	AMT.
PL-55509			
1	RR-010-13	Retaining Ring .....	AR
2	00-112467	Retainer – Float .....	AR
3	00-328486	Probe & Switch Assy. (2 Wire) (Water Level) .....	1
4	00-067500-00072	O-Ring .....	AR
5	00-122674	Float Assy. ....	AR
6	00-475906-00002	Box – Probe .....	1
7	WS-010-40	Washer – Thrust .....	AR
8	WL-014-31	Lockwasher 1/2 External Shakeproof (SST) .....	AR
9	NS-018-28	Jam Nut 1/2-20 Hex .....	AR
10	00-474574	Lid Assy. (Incls. Item 11) .....	1
11	00-474569	Gasket – Electric Heat Box .....	1
12	WS-019-06	Washer .....	AR
13	NS-031-15	Stop Nut 10-24 Hex (SST) .....	AR
14	00-122674	Float Assy. ....	AR
15	00-067500-00072	O-Ring .....	AR
16	00-271621	Probe & Switch Assy. (4 Wire) (Temperature & Water Level) .....	1
17	00-112467	Retainer – Float .....	AR
18	RR-010-13	Retaining Ring .....	AR



**STEAM COILS (TANK HEAT)  
 (2 UNITS REQUIRED – FT900 AND FT900W)  
 (1 UNIT REQUIRED – FT900S)**

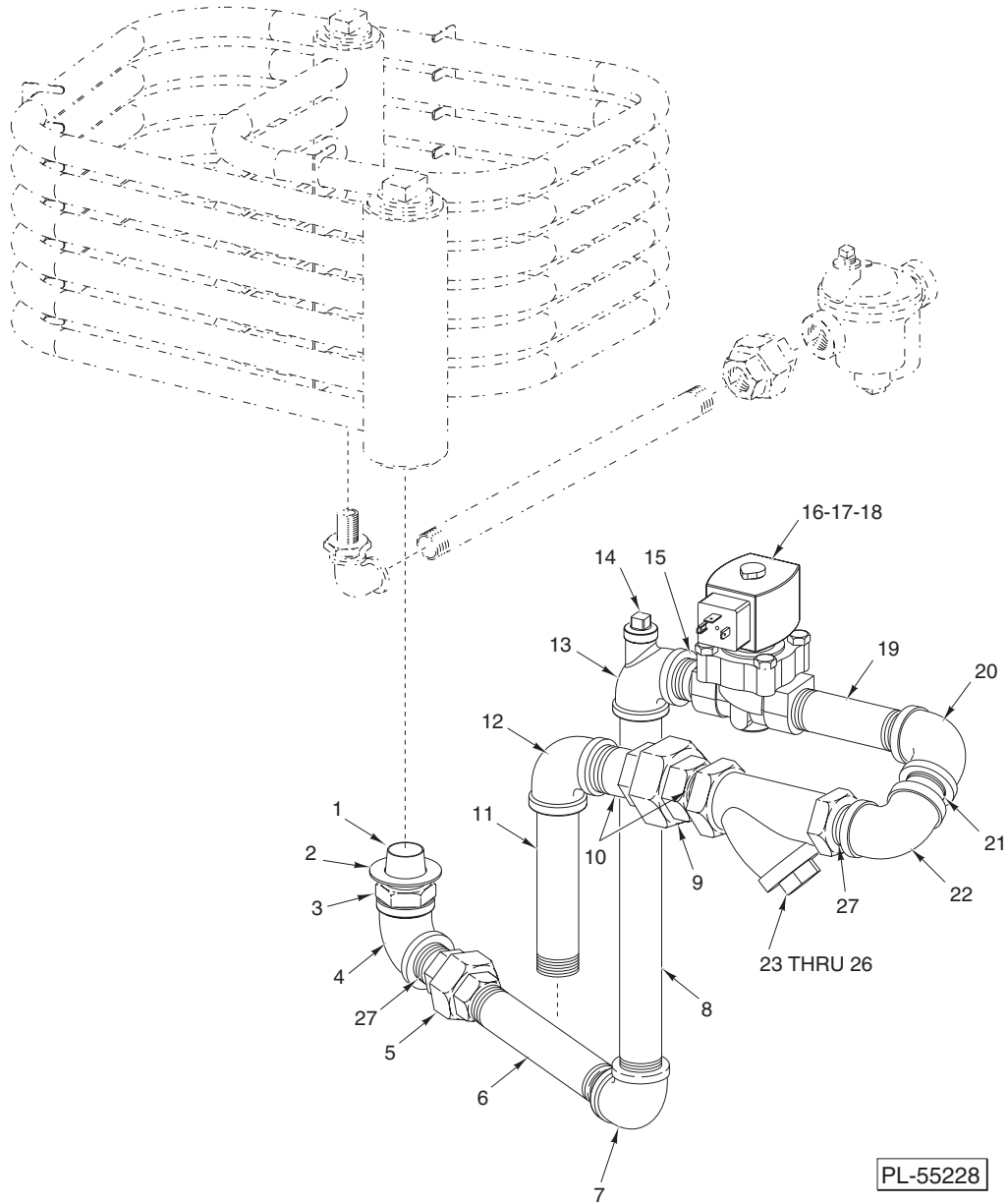
ILLUS.	PART NO.	NAME OF PART	AMT.
PL-53104			
1	FP-052-09	Pipe Plug 3/4 Sq. Hd. (SST)	2
2	00-475901	Coil – Steam	1
3	00-118316	Steam Trap (0-20 PSI)	1
4	00-118317	Steam Trap (21-50 PSI)	1
5	FP-036-92	Nipple 3/4 x 1 3/8 TBE	1
6	FP-022-17	Union 3/4 (Grd. Seat)	1
7	FP-080-75	Pipe 3/4 x 9 TBE	1
8	FP-080-17	Nipple 3/4 x 2 (TBE; 1 1/2 R.T.O.E.) (SST)	1
9	FP-053-09	Lock Nut 3/4 NPSL (SST)	1
10	WS-013-45	Washer	2
11	FP-013-22	Elbow 3/4 x 90 Deg.	1



**AUXILIARY TANK DRAIN AND PUMP  
(FT900W ONLY)**

**AUXILIARY TANK DRAIN AND PUMP  
(FT900W ONLY)**

ILLUS. PL-55270	PART NO.	NAME OF PART	AMT.
1	FP-015-24	Elbow – Pipe 3/4 x 90 Deg. (Brass) .....	1
2	00-328911	Flange (Incls. Item 3) .....	1
3	00-328911	Gasket .....	1
4	00-328910	Pump Assy. ....	1
5	00-328911	Gasket .....	1
6	00-328911	Flange (Incls. Item 5) .....	1
7	00-748740	Bracket – Lower Pump Support .....	1
8	00-748739	Bracket – Upper Pump Support .....	1
9	FP-015-24	Elbow – Pipe 3/4 x 90 Deg. (Brass) .....	1
10	FP-041-93	Pipe – 3/4 x 90 Deg. ....	1
11	00-748919	Pipe – Drain Tank .....	1
12	FP-019-89	Tee – Pipe 1 1/2 x 1 1/2 x 3/4 .....	1
13	FP-054-85	Pipe 1 1/2 x 2.000 .....	1
14	00-748741	Elbow – 1 1/2 Union .....	1
15	00-748006	Handle – Manual .....	1
16	00-748186	Support – Drain Handle .....	1
17	00-748005	Bracket – Valve (Manual) .....	1
18	WS-017-01	Washer .....	2
19	WL-006-23	Lockwasher 5/16 Medium (SST) .....	2
20	SC-041-12	Cap Screw 5/16-18 x 7/8 Hex Hd. (SST) .....	2
21	00-749552	Elbow – Drain Adapter .....	1
22	FP-054-58	Pipe 1 1/2 x 1.750 .....	1
23	00-287826-00001	Valve – Ball .....	1
24	FP-054-58	Pipe 1 1/2 x 1.750 .....	1

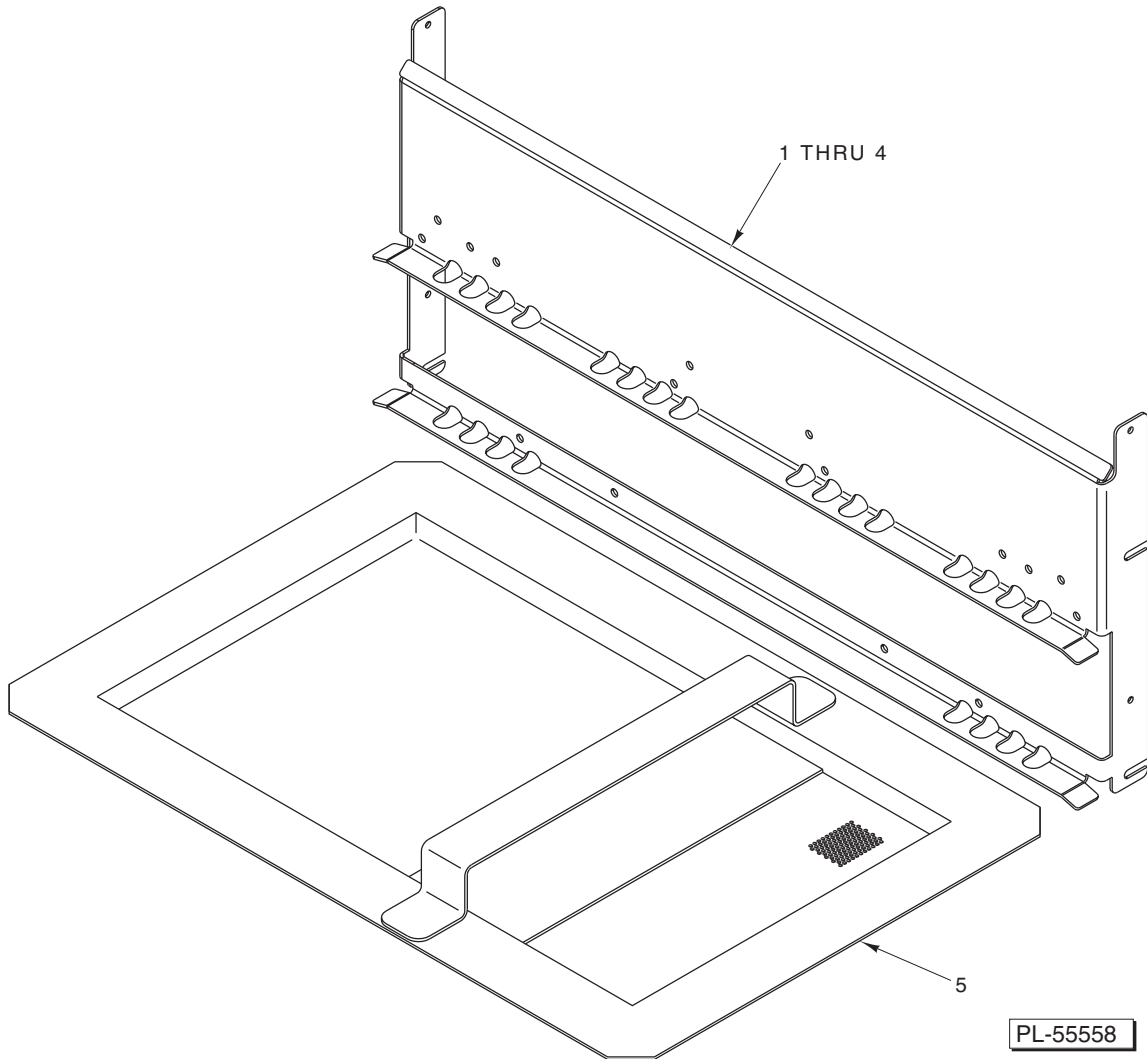


**PIPING – STEAM COIL (ONE TANK)  
(2 UNITS REQUIRED – FT900 AND FT900W)  
(1 UNIT REQUIRED – FT900S)**

**PIPING – STEAM COIL (ONE TANK)  
(2 UNITS REQUIRED – FT900 AND FT900W)  
(1 UNIT REQUIRED – FT900S)**

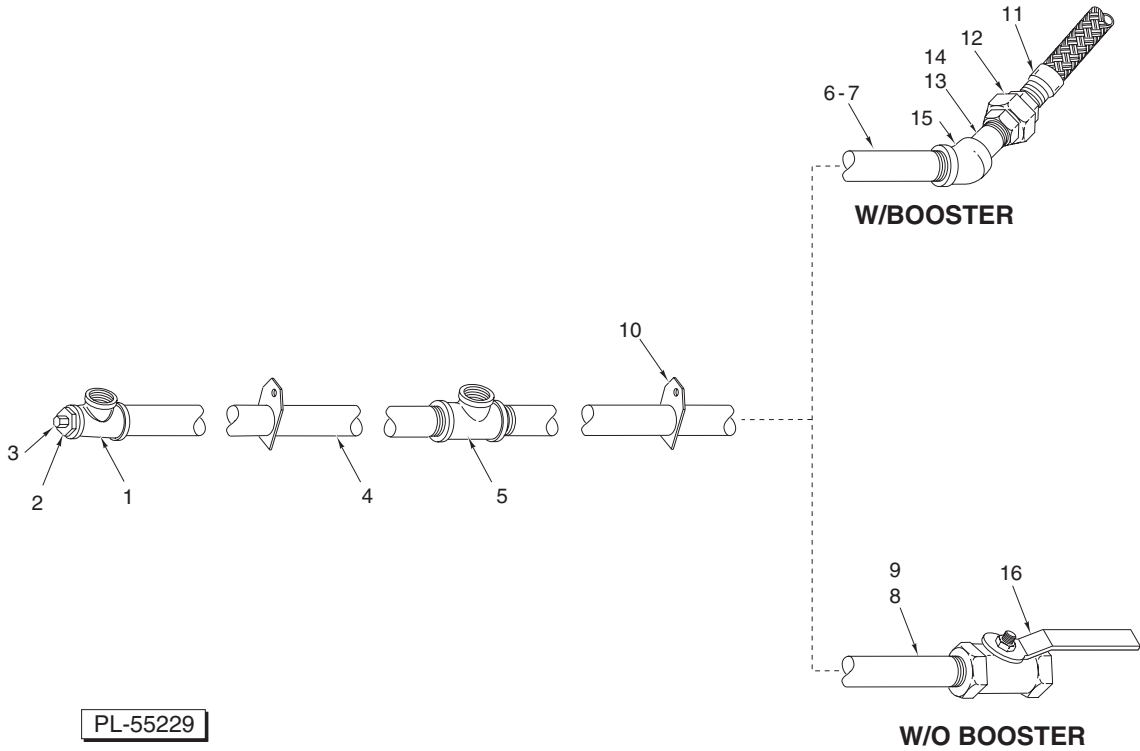
ILLUS. PL-55228	PART NO.	NAME OF PART	AMT.
1	FP-080-17	Nipple 3/4 x 2 (TBE; 1 1/2 R.T.O.E.) (SST) .....	1
2	WS-013-45	Washer .....	1
3	FP-053-09	Lock Nut 3/4 NPSL (SST) .....	1
4	FP-013-22	Elbow 3/4 x 90 Deg. ....	1
5	FP-022-17	Union 3/4 (Grd. Seat) .....	1
6	FP-059-65	Pipe 3/4 x 6 TBE .....	1
7	FP-013-22	Elbow 3/4 x 90 Deg. ....	1
8	FP-036-96	Nipple 3/4 x 6 3/4 TBE .....	1
9	FP-022-17	Union 3/4 (Grd. Seat) .....	1
10	FP-036-92	Nipple 3/4 x 1 3/8 TBE .....	2
11	FP-036-11	Nipple 3/4 x 5 .....	1
12	FP-013-22	Elbow 3/4 x 90 Deg. ....	1
13	FP-019-79	Tee 3/4 x 1/4 x 3/4 Reducing .....	1
14	FP-028-06	Plug 1/4 Pipe .....	1
15	FP-059-14	Nipple 3/4 x 4 1/2 TBE .....	1
16	00-749983	Valve – Steam 3/4 In., 125 PSI .....	1
17	00-892038	Coil – Solenoid Valve 110-120 V. ....	1
18	00-476615	Connector – D.I.N. ....	1
19	FP-036-06	Nipple 3/4 x 3 1/2 Lg. TBE .....	1
20	FP-013-22	Elbow 3/4 x 90 Deg. ....	1
21	FP-036-92	Nipple 3/4 x 1 3/8 TBE .....	1
22	FP-013-22	Elbow 3/4 x 90 Deg. ....	1
23	00-186922	Strainer - Line (3/4 In.) (Incls. Items 24, 25, & 26) .....	1
24	00-186923	Plug - Branch (3/4 In. Line Strainer) .....	1
25	00-186924	Gasket (3/4 In. Line Strainer) .....	1
26	00-186925	Screen (3/4 In. Line Strainer) .....	1
27	FP-036-92	Nipple 3/4 x 1 3/8 TBE .....	2
	00-892072	Kit – 3/4 In. Valve Service .....	1
	00-476745-00009	Cable Assy. – Left Tank Steam Valve (R-L) .....	1
	00-476745-00010	Cable Assy. – Right Tank Steam Valve (R-L) .....	1
	00-476745-00017	Cable Assy. – Left Tank Steam Valve (L-R) .....	1
	00-476745-00018	Cable Assy. – Right Tank Steam Valve (L-R) .....	1





**TRACK AND STRAINER PAN (FT900W)**

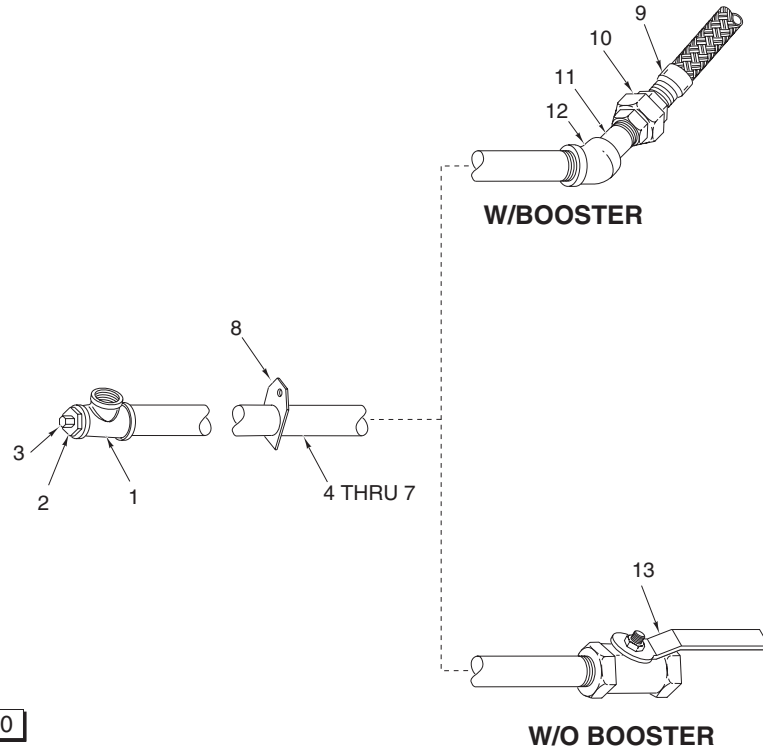
ILLUS.	PART NO.	NAME OF PART	AMT.
PL-55558			
1	00-748612-00002	Track (L-R Front) .....	1
2	00-748612-00003	Track (R-L Front) .....	1
3	00-748612-00004	Track (R-L Rear) .....	1
4	00-748612-00005	Track (R-L Rear) .....	1
5	00-749037	Strainer Pan Weldment .....	1



PL-55229

**PIPING – COMMON STEAM (FT900)  
(STEAM COIL OR INJECTOR HEAT)**

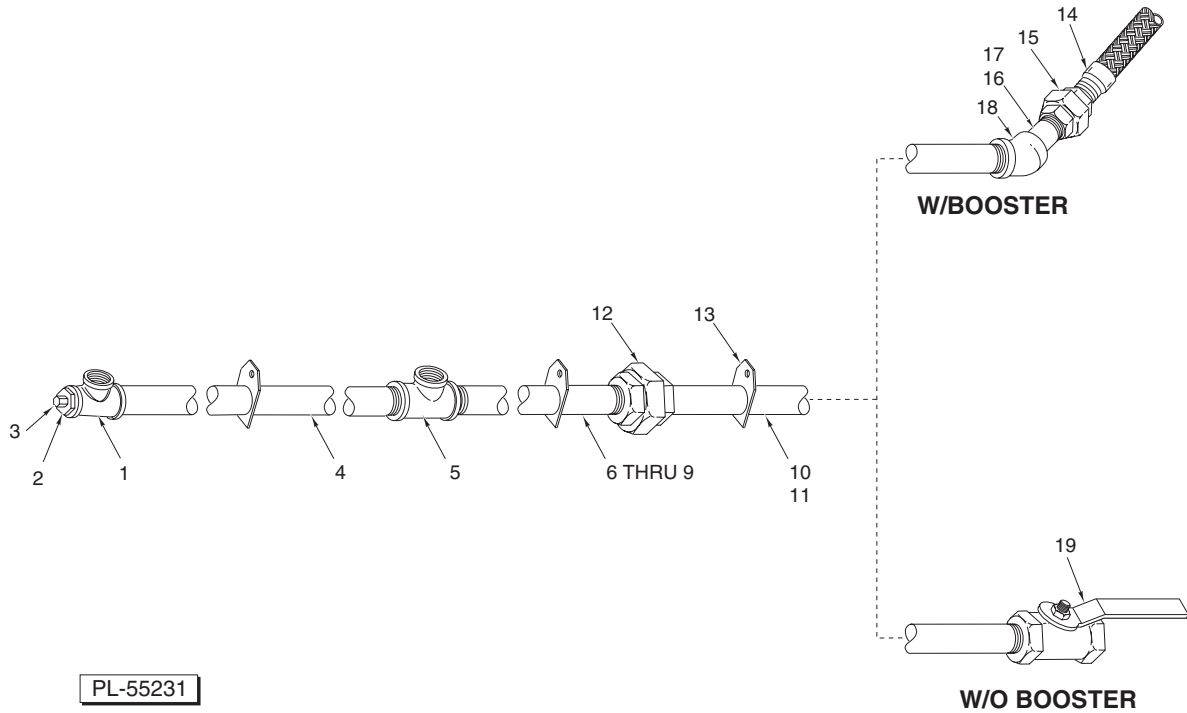
ILLUS.	PART NO.	NAME OF PART	AMT.
	PL-55229		
1	FP-019-75	Tee 1 x 3/4 x 3/4 Reducing.....	1
2	FP-026-65	Bushing – Pipe 3/4 to 1/4 .....	1
3	FP-028-06	Plug 1/4 Pipe .....	1
4	FP-080-80	Pipe 1 x 46 1/4 (R-L) .....	1
5	FP-019-42	Tee – Pipe 1 x 1 x 3/4 .....	1
6	FP-080-80	Pipe 1 x 46 1/4 (R-L) .....	1
7	FP-059-51	Pipe 1 x 4.500 (L-R) .....	1
8	FP-067-55	Nipple 1 x 42 1/4 (R-L) .....	1
9	FP-059-72	Pipe 1 x 8 1/2 (L-R) .....	1
10	00-476677	Bracket – Pipe Support .....	2
11	00-476396	Hose – Steam Braided (SST) (1 In.) .....	1
12	FP-022-23	Union 1 In. ....	1
13	FP-059-32	Pipe 1 x 2 1/2 (R-L) .....	1
14	FP-059-51	Pipe 1 x 4.500 (L-R) .....	1
15	FP-013-25	Elbow 1 x 45 Deg. ....	1
16	00-892149	Valve 1 In. Ball .....	1



PL-55230

**PIPING – COMMON STEAM (FT900S)  
(STEAM COIL OR INJECTOR HEAT)**

ILLUS.	PART NO.	NAME OF PART	AMT.
PL-55230			
1	FP-019-42	Tee – Pipe 1 x 1 x 3/4 .....	1
2	FP-026-79	Bushing – Pipe 3/4 to 1/4 .....	1
3	FP-028-06	Plug 1/4 Pipe .....	1
4	FP-080-80	Pipe 1 x 46 1/4 (R-L) .....	1
5	FP-059-34	Pipe 1 x 13.250 (L-R) .....	1
6	FP-067-55	Nipple 1 x 42 1/4 (R-L) .....	1
7	FP-059-72	Pipe 1 x 8 1/2 (L-R) .....	1
8	00-476677	Bracket – Pipe Support .....	1
9	00-476396	Hose – Steam Braided (SST) (1 In.) .....	1
10	FP-022-23	Union 1 In. ....	1
11	FP-059-32	Pipe 1 x 2 1/2 (R-L) .....	1
12	FP-013-25	Elbow 1 x 45 Deg. ....	1
13	00-892149	Valve 1 In. Ball .....	1

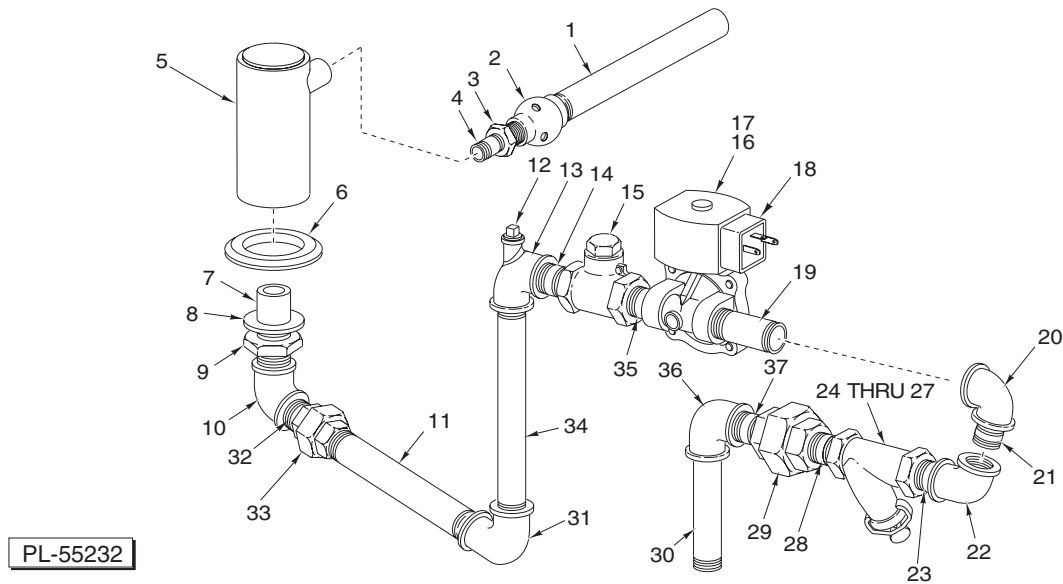


PL-55231

**PIPING – COMMON STEAM (FT900W)  
(STEAM COIL OR INJECTOR HEAT)**

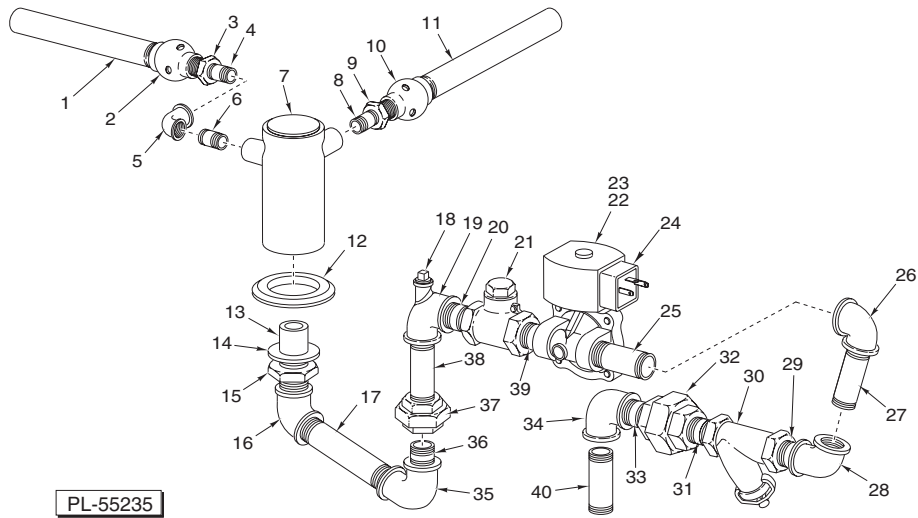
ILLUS.	PART NO.	NAME OF PART	AMT.
PL-55231			
1	FP-019-75	Tee 1 x 3/4 x 3/4 Reducing.....	1
2	FP-026-65	Bushing – Pipe 3/4 to 1/4 .....	1
3	FP-028-06	Plug 1/4 Pipe .....	1
4	FP-080-80	Pipe 1 x 46 1/4 (R-L) .....	1
5	FP-019-42	Tee – Pipe 1 x 1 x 3/4 .....	1
6	FP-080-80	Pipe 1 x 46 1/4 (R-L) .....	1
7	FP-059-51	Pipe 1 x 4.500 (L-R) .....	1
8	FP-067-55	Nipple 1 x 42 1/4 (R-L) .....	1
9	FP-059-72	Pipe 1 x 8 1/2 (L-R) .....	1
10	FP-080-60	Pipe 1 x 25 3/4 Lg. (TBE) .....	1
11	FP-081-80	Pipe 1 x 33.000 (L-R) .....	1
12	FP-022-23	Union 1 In. ....	1
13	00-476677	Bracket – Pipe Support .....	3
14	00-476396	Hose – Steam Braided (SST) (1 In.) .....	1
15	FP-022-23	Union 1 In. ....	1
16	FP-059-72	Pipe 1 x 8 1/2 (L-R) .....	1
17	FP-059-51	Pipe 1 x 4.500 (L-R) .....	1
18	FP-013-25	Elbow 1 x 45 Deg. ....	1
19	00-892149	Valve 1 In. Ball .....	1

**FT900 DISHWASHER REPLACEMENT PARTS**



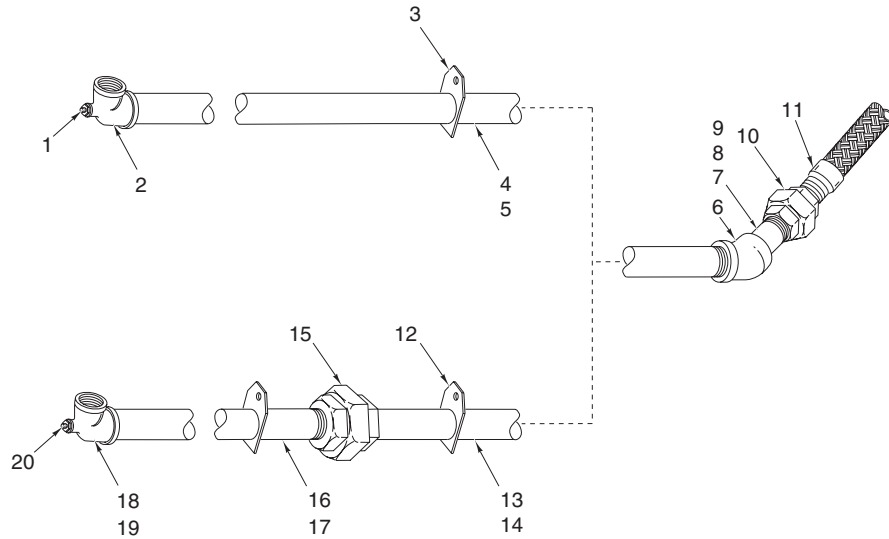
**SINGLE-STEAM INJECTOR (TANK HEAT)  
(2 UNITS REQUIRED – FT900)**

ILLUS.	PART NO.	NAME OF PART	AMT.
	PL-55232		
1	FP-054-45	Nipple 1 <sup>1</sup> / <sub>4</sub> x 12 Lg. (STOE)	1
2	00-288674	Water Heater & Orifice Assy.	1
3	FP-051-22	Bushing	1
4	FP-054-44	Nipple 3 <sup>4</sup> / <sub>4</sub> x 2 <sup>1</sup> / <sub>2</sub> TBE (SST)	1
5	00-748379-00001	Manifold – Single-Steam Injector	1
6	00-545594	Sealer	1
7	FP-080-17	Nipple 3 <sup>4</sup> / <sub>4</sub> x 2 (TBE; 1 <sup>1</sup> / <sub>2</sub> RTOE) (SST)	1
8	WS-013-45	Washer	1
9	FP-053-09	Lock Nut 3 <sup>4</sup> / <sub>4</sub> NPSL (SST)	1
10	FP-013-22	Elbow 3 <sup>4</sup> / <sub>4</sub> x 90 Deg.	1
11	FP-059-65	Pipe 3 <sup>4</sup> / <sub>4</sub> x 6 TBE	1
12	FP-028-06	Plug 1 <sup>4</sup> / <sub>4</sub> Pipe	1
13	FP-019-79	Tee 3 <sup>4</sup> / <sub>4</sub> x 1 <sup>4</sup> / <sub>4</sub> x 3 <sup>4</sup> / <sub>4</sub>	1
14	FP-036-92	Nipple 3 <sup>4</sup> / <sub>4</sub> x 1 <sup>3</sup> / <sub>8</sub> TBE	1
15	00-074696	Check Valve 3 <sup>4</sup> / <sub>4</sub>	1
16	00-892038	Coil – Solenoid Valve (110-120 V.)	1
17	00-749983	Valve – Steam 3 <sup>4</sup> / <sub>4</sub> In., 125 PSI	1
18	00-476615	Connector – D.I.N.	1
19	FP-036-06	Nipple 3 <sup>4</sup> / <sub>4</sub> x 3 <sup>1</sup> / <sub>2</sub> Lg. (TBE)	1
20	FP-013-22	Elbow 3 <sup>4</sup> / <sub>4</sub> x 90 Deg.	1
21	FP-036-92	Nipple 3 <sup>4</sup> / <sub>4</sub> x 1 <sup>3</sup> / <sub>8</sub> TBE	1
22	FP-013-22	Elbow 3 <sup>4</sup> / <sub>4</sub> x 90 Deg.	1
23	FP-036-92	Nipple 3 <sup>4</sup> / <sub>4</sub> x 1 <sup>3</sup> / <sub>8</sub> TBE	1
24	00-186922	Strainer - Line (3 <sup>4</sup> / <sub>4</sub> In.) (Incls. Items 25, 26, & 27)	1
25	00-186923	Plug - Branch (3 <sup>4</sup> / <sub>4</sub> In. Line Strainer)	1
26	00-186924	Gasket (3 <sup>4</sup> / <sub>4</sub> In. Line Strainer)	1
27	00-186925	Screen (3 <sup>4</sup> / <sub>4</sub> In. Line Strainer)	1
28	FP-036-92	Nipple 3 <sup>4</sup> / <sub>4</sub> x 1 <sup>3</sup> / <sub>8</sub> TBE	1
29	FP-022-17	Union 3 <sup>4</sup> / <sub>4</sub> (Grd. Seat)	1
30	FP-036-11	Nipple 3 <sup>4</sup> / <sub>4</sub> x 5	1
31	FP-013-22	Elbow 3 <sup>4</sup> / <sub>4</sub> x 90 Deg.	1
32	FP-036-92	Nipple 3 <sup>4</sup> / <sub>4</sub> x 1 <sup>3</sup> / <sub>8</sub> TBE	1
33	FP-022-17	Union 3 <sup>4</sup> / <sub>4</sub> (Grd. Seat)	1
34	FP-036-96	Nipple 3 <sup>4</sup> / <sub>4</sub> x 6 <sup>3</sup> / <sub>4</sub> TBE	1
35	FP-036-92	Nipple 3 <sup>4</sup> / <sub>4</sub> x 1 <sup>3</sup> / <sub>8</sub> TBE	1
36	FP-013-22	Elbow 3 <sup>4</sup> / <sub>4</sub> x 90 Deg.	1
37	FP-036-92	Nipple 3 <sup>4</sup> / <sub>4</sub> x 1 <sup>3</sup> / <sub>8</sub> TBE	1
	00-104288	Water Heater & Pipe Assy. (Incls. Items 1 thru 4)	1
	00-892072	Kit – 3 <sup>4</sup> / <sub>4</sub> In. Valve Service	1



**DOUBLE-STEAM INJECTOR (TANK HEAT)**  
**(2 UNITS REQUIRED – FT900 AND FT900W)**  
**(1 UNIT REQUIRED – FT900S)**

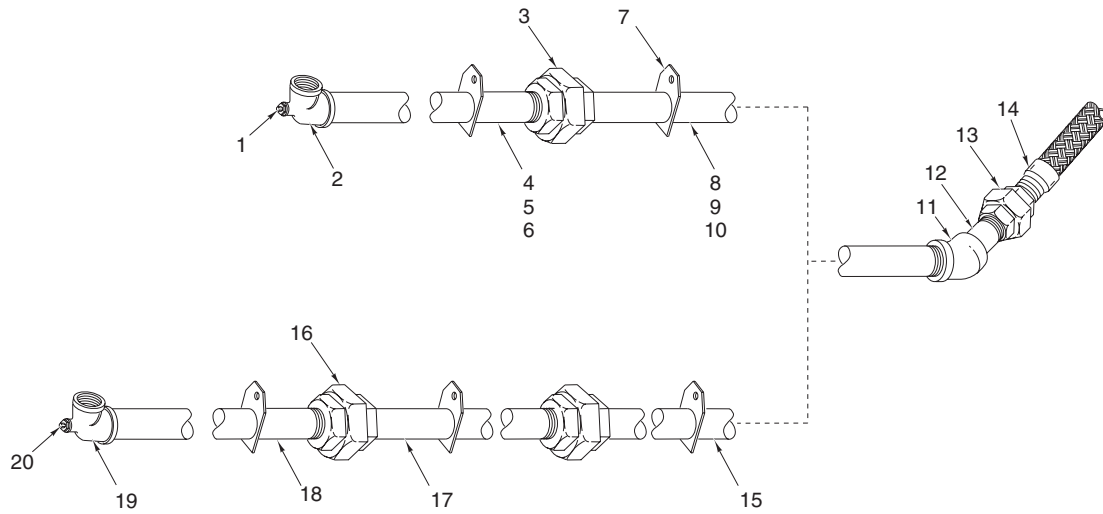
ILLUS.	PART NO.	NAME OF PART	AMT.
PL-55235			
1	FP-054-45	Nipple 1 1/4 x 12 Lg. (STOE) .....	1
2	00-288674	Water Heater & Orifice Assy. ....	1
3	FP-051-22	Bushing .....	1
4	FP-054-44	Nipple 3/4 x 2 1/2 TBE (SST) .....	1
5	FP-049-15	Elbow 3/4 x 90 Deg. (SST) .....	1
6	FP-054-44	Nipple 3/4 x 2 1/2 TBE (SST) .....	1
7	00-748379-00002	Manifold – Double-Steam Injector .....	1
8	FP-054-44	Nipple 3/4 x 2 1/2 TBE (SST) .....	1
9	FP-051-22	Bushing .....	1
10	00-288674	Water Heater & Orifice Assy. ....	1
11	FP-054-45	Nipple 1 1/4 x 12 Lg. (STOE) .....	1
12	00-545594	Sealer .....	1
13	FP-088-86	Pipe 1 x 2 1/2 TBE (1 1/2 RTOE) .....	1
14	00-476054	Washer .....	1
15	FP-084-06	Nut – Lock 1 In. NPSL .....	1
16	FP-013-27	Elbow – Pipe 1 x 90 Deg. ....	1
17	FP-067-15	Pipe 1 x 7 3/4 TBE .....	1
18	FP-028-06	Plug 1/4 Pipe .....	1
19	FP-019-81	Pipe Tee – 1 x 1/4 x 1 .....	1
20	FP-036-17	Nipple 1 x 1 1/2 TBE .....	1
21	FP-063-28	Check Valve 1 In. ....	1
22	00-749982	Valve – Steam 1 In., 125 PSI .....	1
23	00-892038	Coil – Solenoid Valve 110-120 V. ....	1
24	00-476615	Connector – D.I.N. ....	1
25	FP-078-59	Pipe 1 x 4 1/4 .....	1
26	FP-013-27	Elbow – Pipe 1 x 90 Deg. ....	1
27	FP-036-17	Nipple 1 x 1 1/2 TBE .....	1
28	FP-013-27	Elbow – Pipe 1 x 90 Deg. ....	1
29	FP-036-17	Nipple 1 x 1 1/2 TBE .....	1
30	00-748967	Stainer – Line 1 In. ....	1
31	FP-036-17	Nipple 1 x 1 1/2 TBE .....	1
32	FP-022-23	Union 1 In. ....	1
33	FP-036-17	Nipple 1 x 1 1/2 TBE .....	1
34	FP-013-27	Elbow – Pipe 1 x 90 Deg. ....	1
35	FP-013-27	Elbow – Pipe 1 x 90 Deg. ....	1
36	FP-036-17	Nipple 1 x 1 1/2 TBE .....	1
37	FP-022-23	Union 1 In. ....	1
38	FP-078-59	Pipe 1 x 4 1/4 .....	1
39	FP-036-18	Pipe 1 x 2 5/8 TBE .....	1
40	FP-059-51	Pipe 1 x 4 1/2 TBE .....	1
	00-104288	Water Heater & Pipe Assy. (Incls. Items 1 thru 4) .....	1
	00-892071	Kit – 3/4 In. Valve Service .....	1



PL-55233

**PIPING – COMMON DOUBLE STEAM (FT900 AND FT900S)  
(STEAM COIL OR INJECTOR HEAT)**

ILLUS.	PART NO.	NAME OF PART	AMT.
PL-55233			
1	FP-028-06	Plug 1/4 Pipe .....	1
2	FP-019-81	Pipe Tee – 1 x 1/4 x 1 .....	1
3	00-476677	Bracket – Pipe Support .....	1
4	FP-067-55	Pipe 1 x 42 1/4 (R-L) (FT900/FT900S) .....	1
5	FP-059-29	Pipe 1 x 53.000 (L-R) (FT900) .....	1
6	FP-013-25	Elbow 1 x 45 Deg. ....	1
7	FP-059-72	Pipe 1 x 8 1/2 (FT900) .....	1
8	FP-059-51	Pipe 1 x 4.500 (R-L) (FT900/FT900S) .....	1
9	FP-080-08	Pipe 1 x 3.750 (L-R) (FT900/FT900S) .....	1
10	FP-022-23	Union 1 In. ....	1
11	00-476396	Hose – Steam Braided (SST) (1 In.) .....	1
12	00-476677	Bracket – Pipe Support .....	AR
13	FP-080-80	Pipe 1 x 46 1/4 (R-L) (FT900) .....	1
14	FP-059-51	Pipe 1 x 4.500 (L-R) .....	1
15	FP-022-23	Union 1 In. ....	1
16	FP-080-80	Pipe 1 x 46 1/4 (R-L) (FT900) .....	1
17	FP-075-59	Pipe 1 x 5.000 (L-R) (FT900/FT900S) .....	1
18	FP-019-81	Pipe Tee – 1 x 1/4 x 1 .....	1
19	FP-013-27	Elbow – Pipe 1 x 90 Deg. ....	1
20	FP-028-06	Plug 1/4 Pipe .....	1

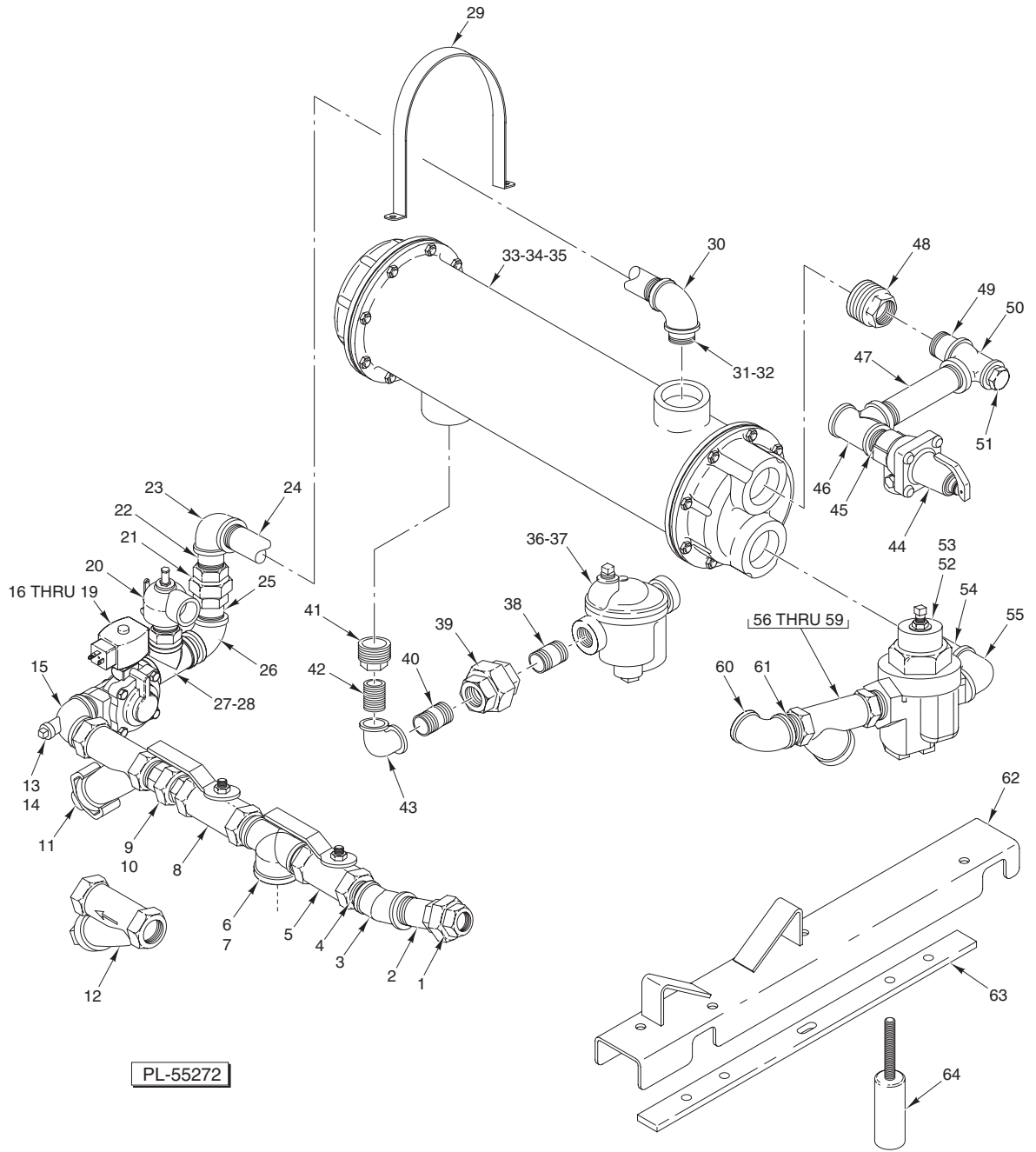


PL-55234

**PIPING – COMMON DOUBLE STEAM (FT900W)  
(STEAM COIL OR INJECTOR HEAT)**

ILLUS. PL-55234	PART NO.	NAME OF PART	AMT.
1	FP-028-06	Plug 1/4 Pipe .....	1
2	FP-019-81	Pipe Tee – 1 x 1/4 x 1 .....	1
3	FP-022-23	Union 1 In. ....	1
4	FP-080-80	Pipe 1 x 46 1/4 (R-L) .....	1
5	FP-075-59	Pipe 1 x 5.000 (L-R) .....	1
6	FP-081-80	Pipe 1 x 33.000 (L-R) .....	1
7	00-476677	Bracket – Pipe Support .....	AR
8	FP-080-60	Pipe 1 x 25 3/4 Lg. (TBE) .....	1
9	FP-075-90	Nipple 1 x 39 1/2 TBE .....	1
10	FP-059-29	Pipe 1 x 53 TBE .....	1
11	FP-013-25	Elbow 1 x 45 Deg. ....	1
12	FP-059-72	Pipe 1 x 8 1/2 (L-R) .....	1
13	FP-022-23	Union 1 In. ....	1
14	00-476396	Hose – Steam Braided (SST) (1 In.) .....	1
15	FP-080-09	Pipe 1 x 18.750 .....	1
16	FP-022-23	Union 1 In. ....	2
17	FP-080-80	Pipe 1 x 46 1/4 (R-L) .....	1
18	FP-080-80	Pipe 1 x 46 1/4 (R-L) .....	1
19	FP-019-81	Pipe Tee – 1 x 1/4 x 1 .....	1
20	FP-028-06	Plug 1/4 Pipe .....	1



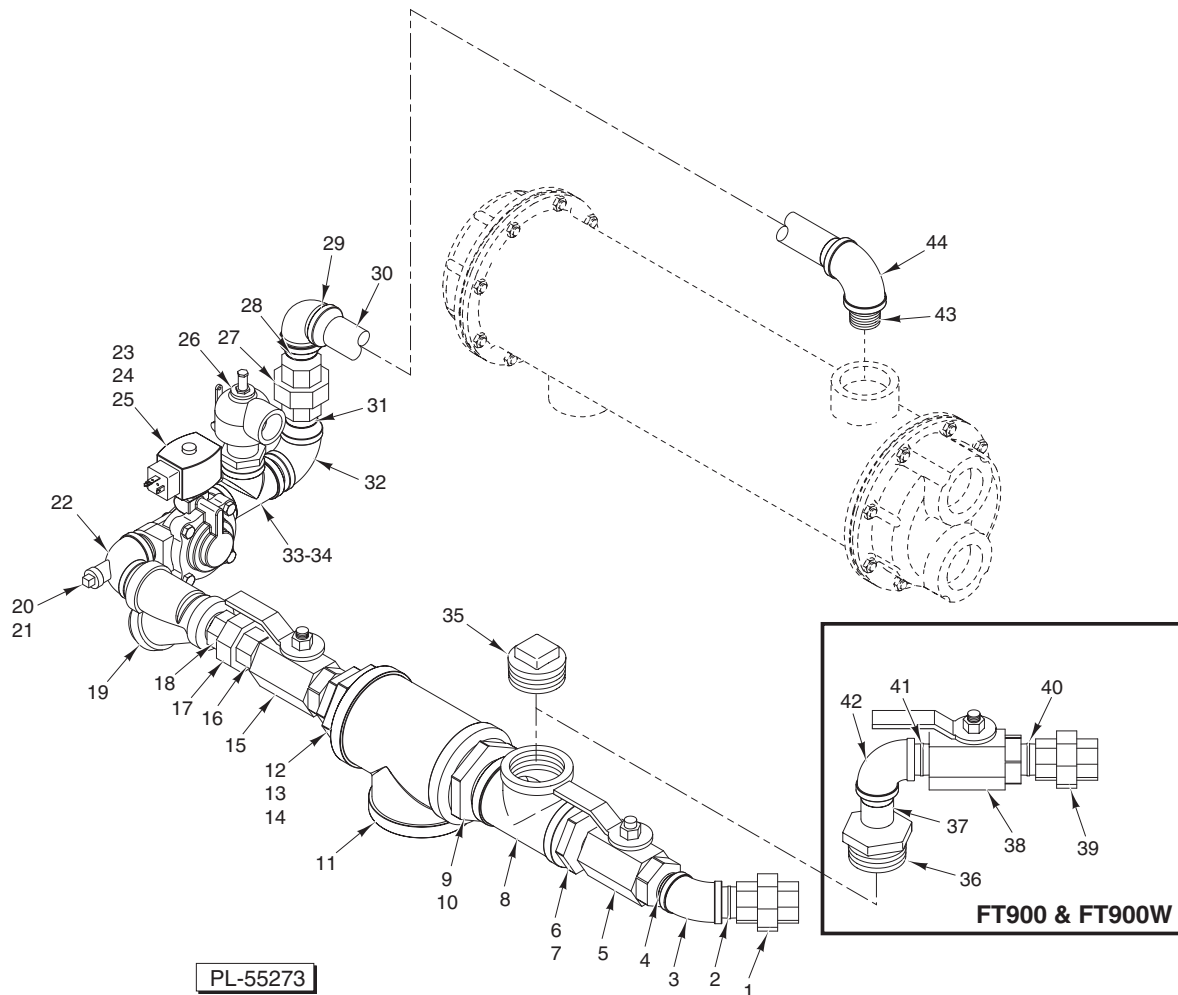
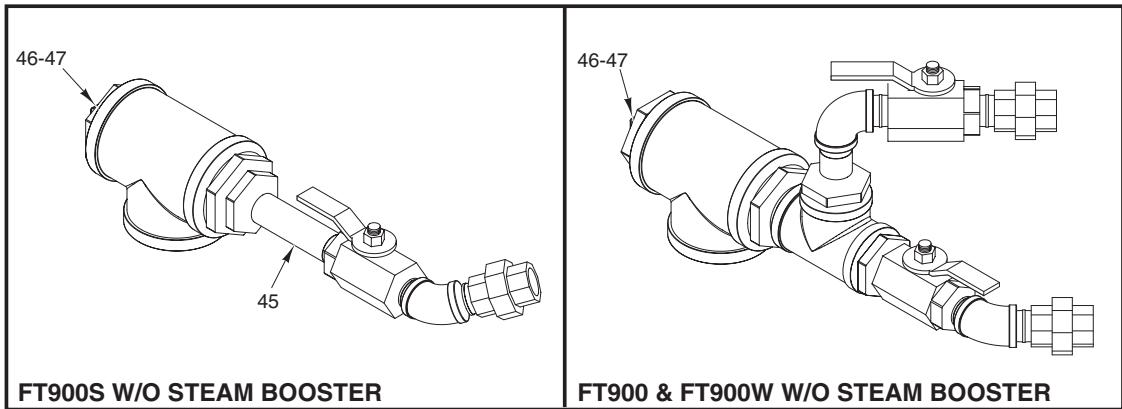


**STEAM BOOSTER (SINGLE-STEAM INJECTOR)**

ILLUS.	PART NO.	NAME OF PART	AMT.
PL-55272			
1	FP-022-23	Union 1 In. ....	1
2	FP-059-32	Pipe 1 x 2½ (R-L) ....	1
3	FP-013-25	Elbow 1 x 45 Deg. ....	1
4	FP-059-41	Pipe 1 x 1¾ TBE ....	1
5	00-892149	Valve 1 In. Ball ....	1

**STEAM BOOSTER (SINGLE-STEAM INJECTOR) (Cont.)**

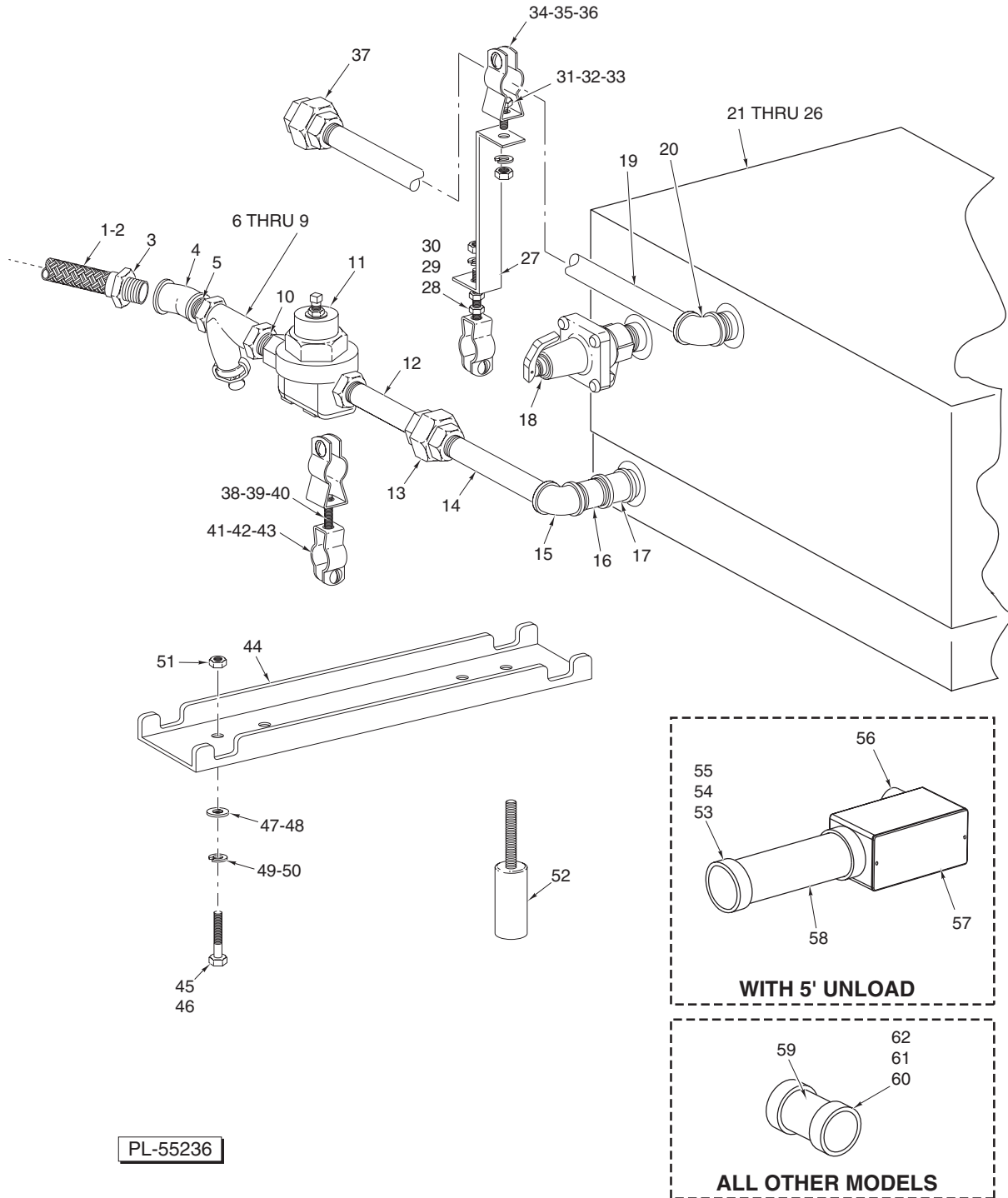
ILLUS.	PART NO.	NAME OF PART	AMT.
	PL-55272		
6	FP-019-43	Tee – Pipe 1 x 1 x 1 1/2 .....	1
7	FP-036-17	Nipple 1 x 1 1/2 TBE .....	2
8	00-892149	Valve 1 In. Ball .....	1
9	FP-022-23	Union 1 In. ....	1
10	FP-036-17	Nipple 1 x 1 1/2 TBE .....	2
11	00-082229	Strainer – Line (1 In.) (Previous Construction) .....	1
12	00-748967	Strainer – Line (1 In.) (Current Construction) .....	1
13	FP-028-06	Plug 1/4 Pipe .....	1
14	FP-019-81	Pipe Tee – 1 x 1/4 x 1 .....	1
15	FP-036-17	Nipple 1 x 1 1/2 TBE .....	2
16	00-749982	Valve – Steam 1 In., 125 PSI .....	1
17	00-892071	Repair Kit – Solenoid Valve .....	1
18	00-892038	Coil – Solenoid Valve 110-120 V. ....	1
19	00-476615	Connector – D.I.N. ....	1
20	00-064880	Valve – 1 In. Safety .....	1
21	FP-022-23	Union 1 In. ....	1
22	FP-059-50	Pipe 1 x 2 .....	1
23	FP-013-27	Elbow – Pipe 1 x 90 Deg. ....	1
24	FP-036-25	Pipe 1 x 24 .....	1
25	FP-059-50	Pipe 1 x 2 .....	1
26	FP-013-27	Elbow – Pipe 1 x 90 Deg. ....	1
27	FP-019-38	Tee – Pipe 1 x 1 x 1 .....	1
28	FP-036-17	Nipple 1 x 1 1/2 TBE .....	2
29	00-749585-00001	Strap – Steam Booster (260/320/380) .....	2
30	FP-013-27	Elbow – Pipe 1 x 90 Deg. ....	1
31	FP-036-17	Nipple 1 x 1 1/2 TBE .....	1
32	FP-026-45	Bushing – Pipe 2 In. to 1 In. B.I. ....	1
33	00-081986-00001	Heater – Thrush Water #260 .....	1
34	00-081986-00002	Heater – Thrush Water #320 .....	1
35	00-081986-00003	Heater – Thrush Water #380 .....	1
36	00-118316	Steam Trap (0-20 PSI) .....	1
37	00-118317	Steam Trap (21-50 PSI) .....	1
38	FP-036-92	Nipple 3/4 x 1 3/8 TBE .....	1
39	FP-022-17	Union 3/4 (Grd. Seat) .....	1
40	FP-036-92	Nipple 3/4 x 1 3/8 TBE .....	1
41	FP-026-64	Bushing – Pipe 2 to 3/4 .....	1
42	FP-036-92	Nipple 3/4 x 1 3/8 TBE .....	1
43	FP-013-22	Elbow 3/4 x 90 Deg. ....	1
44	00-082010	Valve – Safety Relief (3/4 In.) .....	1
45	FP-041-50	Pipe 3/4 x 1 3/8 TBE (Brass) .....	1
46	FP-019-28	Tee – Pipe 3/4 x 3/4 x 3/4 (Brass) .....	1
47	FP-041-89	Pipe 3/4 x 5/8 TBE .....	1
48	FP-027-32	Bushing – Pipe 2 In. to 3/4 In. (Brass) .....	2
49	FP-041-50	Pipe 3/4 x 1 3/8 TBE (Brass) .....	1
50	FP-019-35	Tee – Pipe 3/4 x 1/2 x 3/4 .....	1
51	FP-027-13	Bushing – Pipe 1/2 to 3/8 (Brass) .....	1
52	00-119611	Valve – Pressure Regulating 3/4 In. ....	1
53	FP-041-50	Pipe 3/4 x 1 3/8 TBE (Brass) .....	2
54	FP-041-82	Pipe 3/4 x 4 3/8 TBE .....	1
55	FP-015-23	Elbow – Pipe 3/4 x 90 Deg. (Brass) .....	1
56	00-186922	Strainer – Line 3/4 (Brass) (Incls. Items 57, 58, & 59) .....	1
57	00-186923	Plug – Branch (3/4 In. Line Strainer) .....	1
58	00-186924	Gasket (3/4 In. Line Strainer) .....	1
59	00-186925	Screen (3/4 In. Line Strainer) .....	1
60	FP-015-23	Elbow – Pipe 3/4 x 90 Deg. (Brass) .....	1
61	FP-041-50	Pipe 3/4 x 1 3/8 TBE (Brass) .....	1
62	00-749588	Support – Steam Booster .....	2
63	00-476390	Bar – Booster Support .....	2
64	00-475874	Foot .....	4
	00-476745-00015	Cable Assy. – Steam Booster Valve .....	1
	00-289091-00001	Kit – Service Repair (Use for Item 52) .....	1



**STEAM BOOSTER  
(DOUBLE-STEAM INJECTOR)**

**STEAM BOOSTER  
(DOUBLE-STEAM INJECTOR)**

ILLUS.	PART NO.	NAME OF PART	AMT.
PL-55273			
1	FP-022-23	Union 1 In. ....	1
2	FP-059-41	Pipe 1 x 1 <sup>3</sup> / <sub>4</sub> TBE ....	1
3	FP-013-25	Elbow 1 x 45 Deg. ....	1
4	FP-059-41	Pipe 1 x 1 <sup>3</sup> / <sub>4</sub> TBE ....	1
5	00-892149	Valve 1 In. Ball ....	1
6	FP-059-41	Pipe 1 x 1 <sup>3</sup> / <sub>4</sub> TBE ....	1
7	FP-026-45	Bushing – Pipe 2 In. to 1 In. ....	1
8	FP-019-62	Tee – Pipe 2 In. to 1 In. ....	1
9	FP-036-56	Pipe 2 In. x 2 In. TBE ....	1
10	FP-026-59	Bushing – Pipe 3 In. to 2 In. ....	1
11	FP-089-38	Tee – Pipe 3 x 3 x 3 ....	1
12	FP-026-59	Bushing – Pipe 3 In. to 2 In. ....	1
13	FP-026-45	Bushing – Pipe 2 In. to 1 In. ....	1
14	FP-036-17	Nipple 1 x 1 <sup>1</sup> / <sub>2</sub> TBE ....	2
15	00-892149	Valve 1 In. Ball ....	1
16	FP-036-17	Nipple 1 x 1 <sup>1</sup> / <sub>2</sub> TBE ....	2
17	FP-022-23	Union 1 In. ....	1
18	FP-036-17	Nipple 1 x 1 <sup>1</sup> / <sub>2</sub> TBE ....	2
19	00-748967	Stainer – Line (1 In.) ....	1
20	FP-028-06	Plug <sup>1</sup> / <sub>4</sub> Pipe ....	1
21	FP-019-81	Pipe – Tee 1 x <sup>1</sup> / <sub>4</sub> x 1 ....	1
22	FP-036-17	Nipple 1 x 1 <sup>1</sup> / <sub>2</sub> TBE ....	1
23	00-749982	Valve – Steam 1 In., (125 PSI) ....	1
24	00-892038	Coil – Solenoid Valve (110-120 V.) ....	1
25	00-476615	Connector – D.I.N. ....	1
26	00-064880	Valve – 1 In. Safety ....	1
27	FP-022-23	Union 1 In. ....	1
28	FP-059-50	Pipe 1 x 2 ....	1
29	FP-013-27	Elbow – Pipe 1 x 90 Deg. ....	1
30	FP-036-25	Pipe 1 x 24 ....	1
31	FP-059-50	Pipe 1 x 2 ....	1
32	FP-013-27	Elbow – Pipe 1 x 90 Deg. ....	1
33	FP-019-38	Tee – Pipe 1 x 1 x 1 ....	1
34	FP-036-17	Nipple 1 x 1 <sup>1</sup> / <sub>2</sub> TBE ....	AR
35	FP-028-34	Plug – Pipe ....	AR
36	FP-026-45	Bushing – Pipe 2 In. to 1 In. ....	1
37	FP-036-19	Pipe 1 In. x 3.000 In. ....	1
38	00-892149	Valve 1 In. Ball ....	1
39	FP-022-23	Union 1 In. ....	1
40	FP-059-41	Pipe 1 x 1 <sup>3</sup> / <sub>4</sub> TBE ....	1
41	FP-059-41	Pipe 1 x 1 <sup>3</sup> / <sub>4</sub> TBE ....	1
42	FP-013-27	Elbow – Pipe 1 x 90 Deg. ....	1
43	FP-036-17	Nipple 1 x 1 <sup>1</sup> / <sub>2</sub> TBE ....	2
44	FP-013-27	Elbow – Pipe 1 x 90 Deg. ....	1
45	FP-058-64	Pipe 1 In. x 6.000 In. ....	1
46	FP-028-34	Plug – Pipe ....	AR
47	FP-026-59	Bushing – Pipe 3 In. to 2 In. ....	AR
	00-892071	Service Repair Kit – 1 In. Steam Valve ....	1

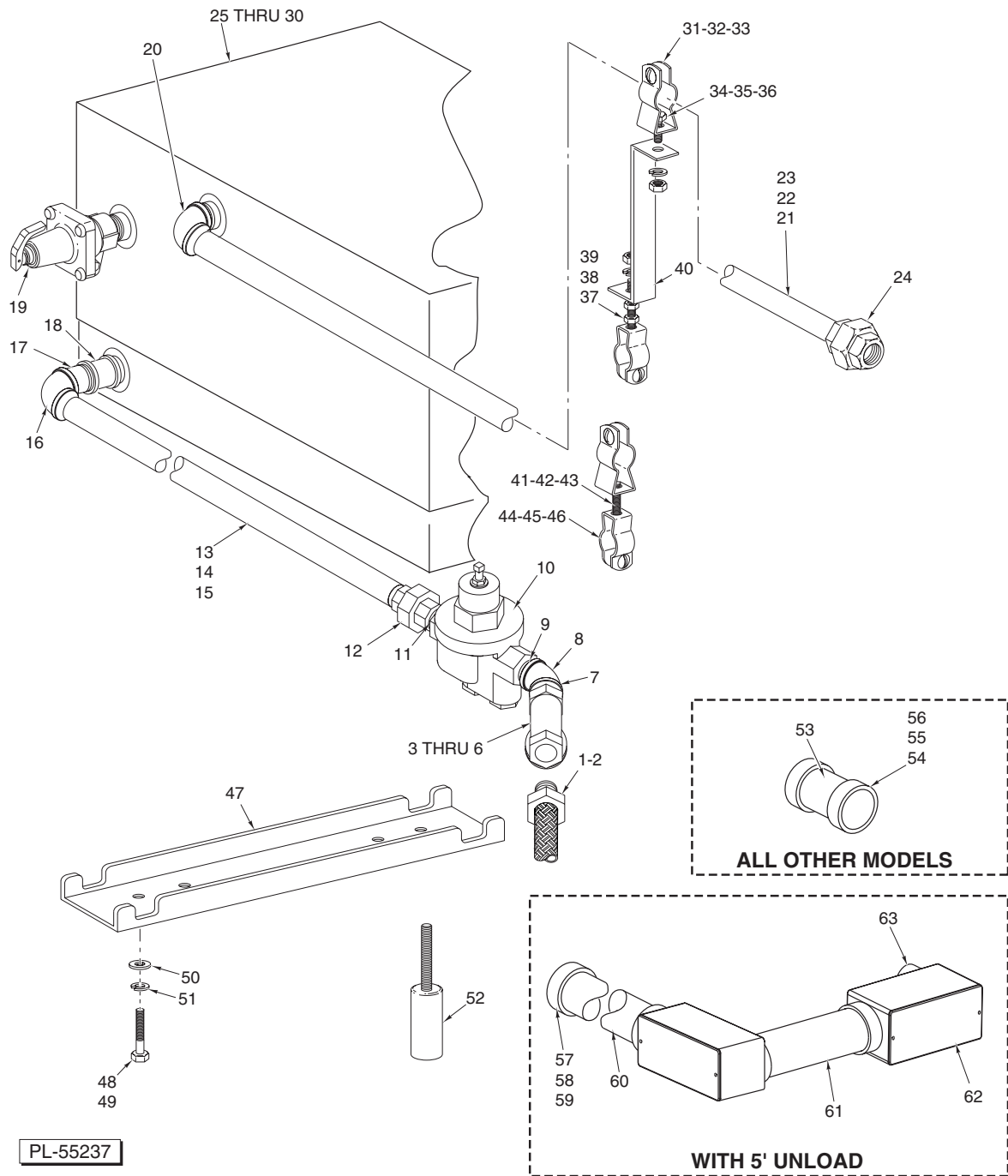


**ELECTRIC BOOSTER (R-L)**

**ELECTRIC BOOSTER (R-L)**

ILLUS.	PART NO.	NAME OF PART	AMT.
PL-55236			
1	00-749153-00001	Hose – Water 3/4 In. x 66 In. Lg. (Braid – SST) (Standard Height) .....	1
2	00-749153-00002	Hose – Water 3/4 In. x 84 In. Lg. (Braid – SST) (6 In. Higher Than Standard) .....	1
3	00-749375	Connector .....	1
4	FP-015-22	Elbow Pipe 3/4 x 45 Deg. ....	1
5	FP-041-50	Pipe 3/4 x 1 3/8 TBE (Brass) .....	2
6	00-186922	Strainer – Line (3/4 In.) (Incls. Items 7, 8, & 9) .....	1
7	00-186923	Plug – Branch (3/4 In. Line Strainer) .....	1
8	00-186924	Gasket (3/4 In. Line Strainer) .....	1
9	00-186925	Screen (3/4 In. Line Strainer) .....	1
10	FP-041-50	Pipe 3/4 x 1 3/8 TBE (Brass) .....	1
11	00-119611	Valve – Pressure Regulating 3/4 In. ....	1
12	FP-041-98	Pipe 3/4 x 6 1/2 TBE (Brass) .....	2
13	FP-022-18	Union – Pipe 3/4 Straight, Female (Brass) .....	1
14	FP-041-90	Pipe 3/4 x 5 3/8 TBE (Brass) .....	1
15	FP-015-23	Elbow – Pipe 3/4 x 90 Deg. (Brass) .....	1
16	FP-041-53	Nipple 3/4 x 1 3/4 Lg. TBE (Brass) .....	1
17	FP-023-25	Coupling – Pipe 3/4 x 90 Deg. ....	1
18	00-114845	Valve 3/4 Pressure Relief .....	1
19	FP-042-31	Pipe 3/4 x 12 1/4 TBE (Brass) .....	1
20	FP-015-23	Elbow – Pipe 3/4 x 90 Deg. (Brass) .....	1
21	00-185768-00001	Electric Water Booster (200/208 V., 39 kW) .....	1
22	00-185768-00002	Electric Water Booster (230/240 V., 39 kW) .....	1
23	00-185768-00003	Electric Water Booster (460/480 V., 39 kW) .....	1
24	00-287188-00003	Electric Water Booster (200/208 V., 58.5 kW) .....	1
25	00-287188-00004	Electric Water Booster (230/240 V., 58.5 kW) .....	1
26	00-287188-00006	Electric Water Booster (460/480 V., 58.5 kW) .....	1
27	00-748285-00001	Support – Piping (Booster Outlet) (R-L) .....	1
28	SC-041-01	Cap Screw 1/4-20 x 3/4 Hex Hd. (SST) .....	1
29	WL-006-17	Lockwasher 1/4 Medium .....	1
30	NS-015-01	Nut 1/4-20 Hex (SST) .....	1
31	SC-041-01	Cap Screw 1/4-20 x 3/4 Hex Hd. (SST) .....	1
32	WL-006-17	Lockwasher 1/4 Medium .....	1
33	NS-015-01	Nut 1/4-20 Hex (SST) .....	1
34	00-064901	Hanger .....	2
35	SC-021-27	Mach. Screw 10-24 x 1 Rd. Hd. ....	2
36	00-074348	Speed Nut 10-24 .....	1
37	FP-022-18	Union – Pipe 3/4 Straight Female (Brass) .....	1
38	SC-021-40	Mach. Screw 1/4-20 x 3/4 Slotted Rd. Hd. ....	1
39	WL-006-17	Lockwasher 1/4 Medium .....	2
40	NS-015-01	Nut 1/4-20 Hex (SST) .....	2
41	00-064901	Hanger .....	2
42	SC-021-27	Mach. Screw 10-24 x 1 Rd. Hd. ....	2
43	00-074348	Speed Nut 10-24 .....	2
44	00-476622	Support – Electric Booster .....	2
45	SC-041-62	Cap Screw 5/16-18 x 2 1/2 Hex (SST) (5 Ft. W/Circuit Breaker Only) .....	4
46	SC-041-45	Cap Screw 1/2-13 x 1 1/2 Hex (SST) (All Other Models) .....	4
47	WS-008-48	Washer .....	4
48	WS-017-01	Washer (SST) (5 Ft. W/Circuit Breaker Only) .....	4
49	WL-006-35	Lockwasher 1/2 Light .....	4
50	WL-006-23	Lockwasher 5/16 Helical (SST) (5 Ft. W/Circuit Breaker Only) .....	4
51	NS-015-11	Nut 5/16-18 (SST) (5 Ft. W/Circuit Breaker Only) .....	4
52	00-475874	Foot .....	AR
53	FE-025-74	Adapter (5 Ft. Only) .....	1
54	FE-025-77	Gasket (5 Ft. Only) .....	1
55	FE-012-19	Lock Nut 2 In. (5 Ft. Only) .....	1
56	FE-025-75	Adapter (5 Ft. Only) .....	1
57	FE-025-76	Conduit – Box (5 Ft. Only) .....	1
58	00-748412-00001	Conduit 2 In. Lg. (5 Ft. Only) .....	1
59	FE-005-57	Nipple – Pipe 2 In. (All Other Models) .....	1
60	FE-012-21	Bushing (All Other Models) .....	1
61	FE-025-77	Gasket (All Other Models) .....	2
62	FE-012-19	Lock Nut 2 In. (All Other Models) .....	2
	00-289091-00001	Kit – Service Repair (Use for Item 11) .....	1
	00-476745-00015	Cable Assy. – Electric Booster .....	1

**FT900 DISHWASHER REPLACEMENT PARTS**



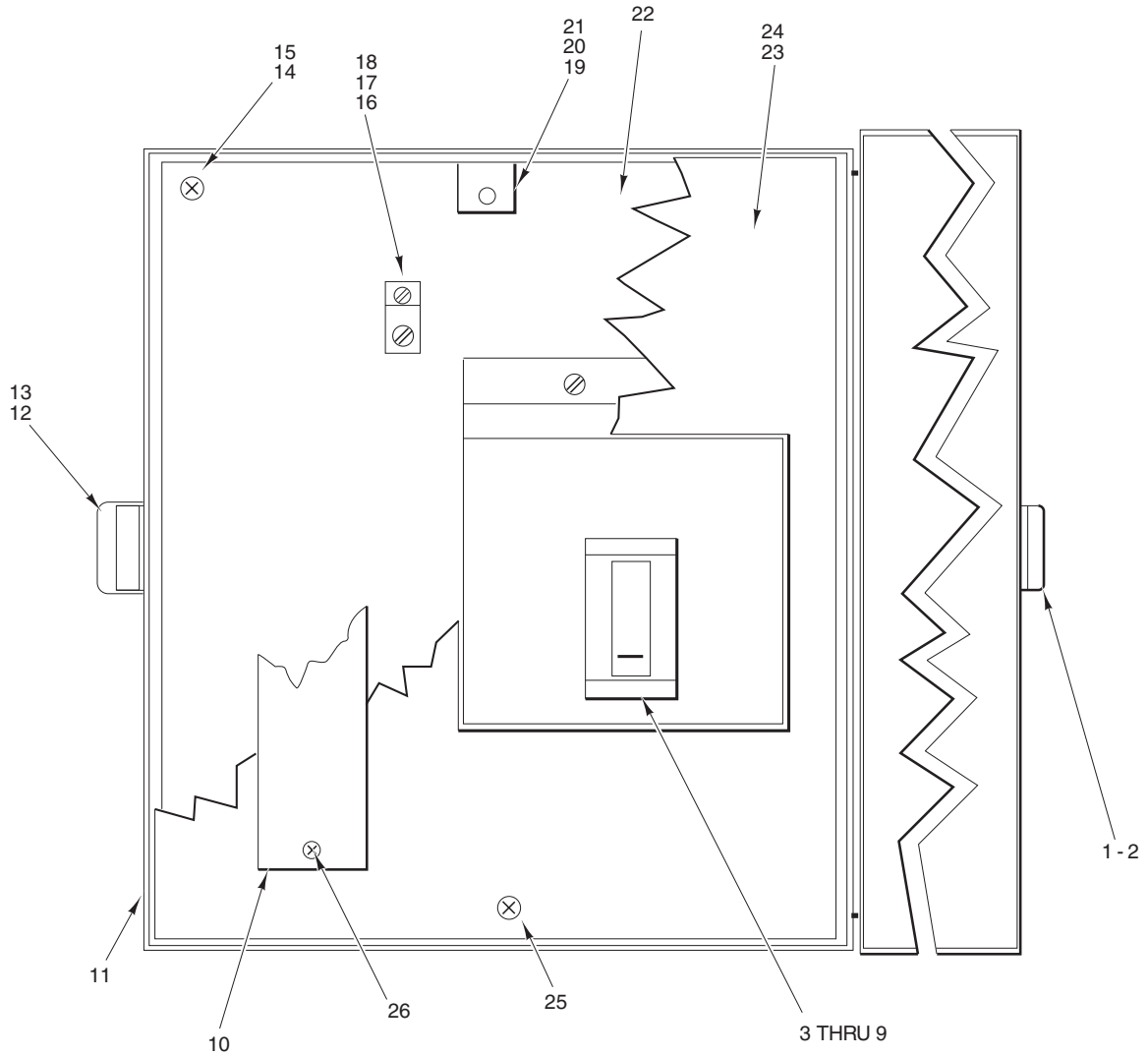
**ELECTRIC BOOSTER (L-R)**

ILLUS.	PART NO.	NAME OF PART	AMT.
PL-55237			
1	00-749153-00001	Hose – Water 3/4 In. x 66 In. Lg. (Braid – SST) (Standard Height) .....	1
2	00-749153-00002	Hose – Water 3/4 In. x 84 In. Lg. (Braid – SST) (6 In. Higher Than Standard) .....	1
3	00-186922	Strainer – Line (3/4 In.) (Incls. Items 4, 5, & 6) .....	1
4	00-186923	Plug – Branch (3/4 In. Line Strainer) .....	1

ELECTRIC BOOSTER (L-R) (Cont.)

ILLUS. PL-55237	PART NO.	NAME OF PART	AMT.
5	00-186924	Gasket (3/4 In. Line Strainer) .....	1
6	00-186925	Screen (3/4 In. Line Strainer) .....	1
7	FP-041-50	Pipe 3/4 x 1 3/8 TBE (Brass) .....	1
8	FP-015-22	Elbow Pipe 3/4 x 45 Deg. ....	1
9	FP-041-50	Pipe 3/4 x 1 3/8 TBE (Brass) .....	1
10	00-119611	Valve – Pressure Regulating 3/4 In. ....	1
11	FP-041-50	Pipe 3/4 x 1 3/8 TBE (Brass) .....	1
12	FP-022-18	Union – Pipe 3/4 Straight, Female (Brass) .....	1
13	FP-082-60	Pipe 3/4 x 21.000 .....	1
14	FP-089-08	Pipe 3/4 x 29.500 .....	1
15	FP-042-52	Pipe 3/4 x 18.375 .....	1
16	FP-015-23	Elbow – Pipe 3/4 x 90 Deg. (Brass) .....	1
17	FP-041-53	Nipple 3/4 x 1 3/4 Lg. TBE (Brass) .....	1
18	FP-023-25	Coupling – Pipe 3/4 x 90 Deg. ....	1
19	00-114845	Valve 3/4 Pressure Relief .....	1
20	FP-015-23	Elbow – Pipe 3/4 x 90 Deg. (Brass) .....	1
21	FP-042-40	Pipe 3/4 x 14 5/8 .....	1
22	FP-082-60	Pipe 3/4 x 21.000 .....	1
23	FP-089-08	Pipe 3/4 x 32.000 (All Other Models) .....	1
24	FP-022-18	Union – Pipe 3/4 Straight Female (Brass) .....	1
25	00-185768-00001	Electric Water Booster (200/208 V., 39 kW) .....	AR
26	00-185768-00002	Electric Water Booster (230/240 V., 39 kW) .....	AR
27	00-185768-00003	Electric Water Booster (460/480 V., 39 kW) .....	AR
28	00-287188-00003	Electric Water Booster (200/208 V., 58.5 kW) .....	AR
29	00-287188-00004	Electric Water Booster (230/240 V., 58.5 kW) .....	AR
30	00-287188-00006	Electric Water Booster (460/480 V., 58.5 kW) .....	AR
31	00-064901	Hanger .....	2
32	SC-021-27	Mach. Screw 10-24 x 1 Rd. Hd. ....	2
33	00-074348	Speed Nut 10-24 .....	1
34	SC-041-01	Cap Screw 1/4-20 x 3/4 Hex Hd. (SST) .....	1
35	WL-006-17	Lockwasher 1/4 Medium .....	1
36	NS-015-01	Nut 1/4-20 Hex (SST) .....	1
37	SC-041-01	Cap Screw 1/4-20 x 3/4 Hex Hd. (SST) .....	1
38	WL-006-17	Lockwasher 1/4 Medium .....	1
39	NS-015-01	Nut 1/4-20 Hex (SST) .....	1
40	00-748285-00002	Support – Piping (Booster Outlet) (L-R) .....	1
41	SC-021-40	Mach. Screw 1/4-20 x 3/4 Slotted Rd. Hd. ....	1
42	WL-006-17	Lockwasher 1/4 Medium .....	2
43	NS-015-01	Nut 1/4-20 Hex (SST) .....	2
44	00-064901	Hanger .....	2
45	SC-021-27	Mach. Screw 10-24 x 1 Rd. Hd. ....	2
46	00-074348	Speed Nut 10-24 .....	2
47	00-476622	Support – Electric Booster .....	2
48	SC-041-62	Cap Screw 5/16-18 x 2 1/2 Hex (SST) (5 Ft. W/Circuit Breaker Only) .....	4
49	SC-041-45	Cap Screw 1/2-13 x 1 1/2 Hex (SST) (All Other Models) .....	4
50	WS-008-48	Washer .....	4
51	WL-006-35	Lockwasher 1/2 Light .....	4
52	00-475874	Foot .....	AR
53	FE-005-57	Nipple – Pipe 2 In. (All Other Models) .....	1
54	FE-012-21	Bushing (All Other Models) .....	1
55	FE-025-77	Gasket (All Other Models) .....	2
56	FE-012-19	Lock Nut 2 In. (All Other Models) .....	2
57	FE-025-74	Adapter (5 Ft. Only) .....	1
58	FE-025-77	Gasket (5 Ft. Only) .....	1
59	FE-012-19	Lock Nut 2 In. (5 Ft. Only) .....	1
60	00-748412-00003	Conduit 15.500 In. Lg. (5 Ft. Only) .....	1
61	00-748412-00002	Conduit 17.125 In. Lg. (5 Ft. Only) .....	1
62	FE-025-76	Conduit – Box (5 Ft. Only) .....	1
63	FE-025-75	Adapter (5 Ft. Only) .....	1
	00-289091-00001	Kit – Service Repair (Use for Item 10) .....	1
	00-476745-00015	Cable Assy. – Electric Booster .....	1



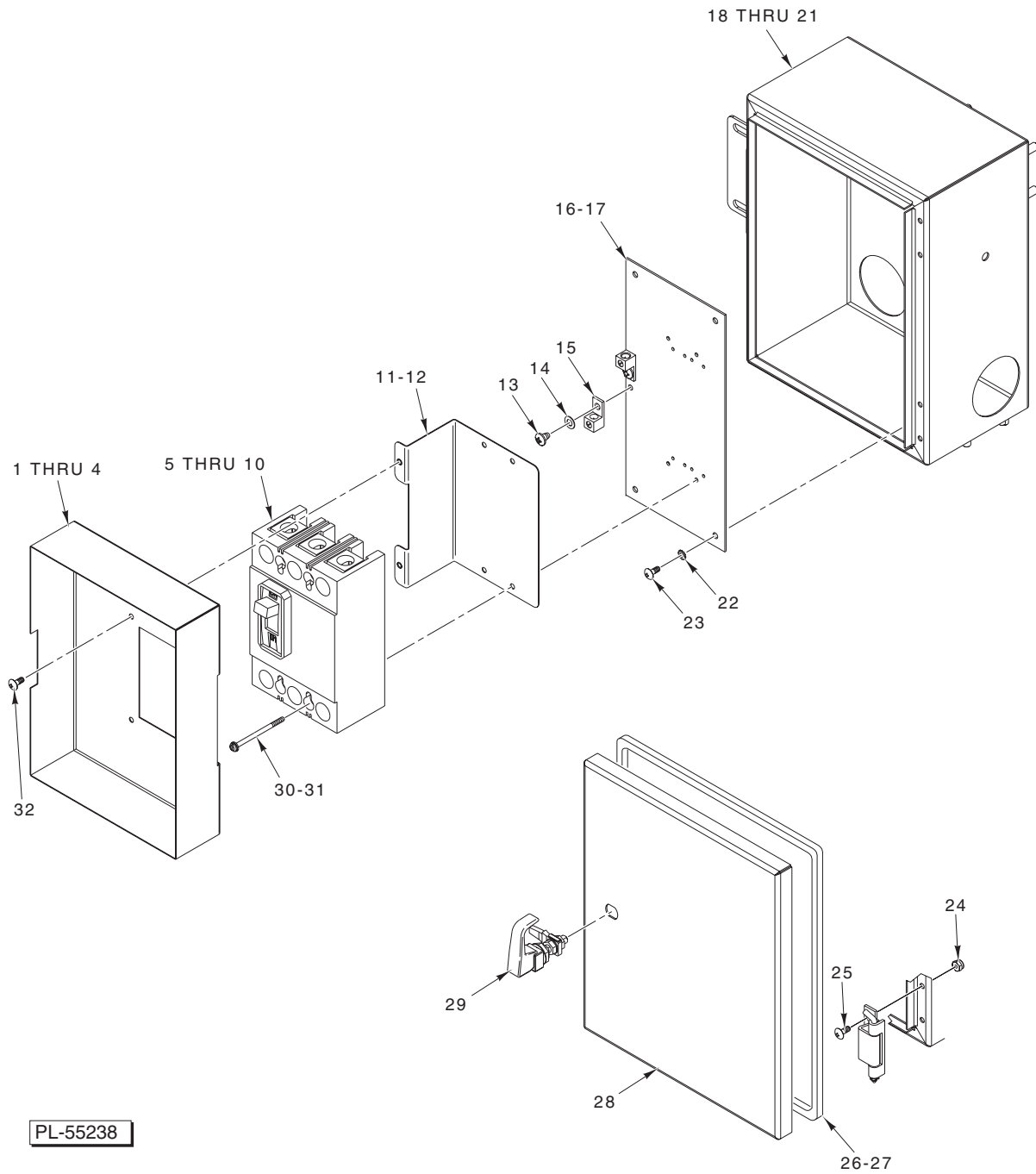


PL-53112

**CIRCUIT BREAKER – ELECTRIC BOOSTER  
(MOUNTED ON ELECTRIC BOOSTER)  
(PREVIOUS CONSTRUCTION)**

**CIRCUIT BREAKER – ELECTRIC BOOSTER  
(MOUNTED ON ELECTRIC BOOSTER)  
(PREVIOUS CONSTRUCTION)**

ILLUS.	PART NO.	NAME OF PART	AMT.
PL-53112			
1	00-185014-00003	Catch (Less Clamp) .....	1
2	SD-007-38	Self-Tapping Screw 8-18 x 1/4 Phil. Bind Hd., Type B .....	2
3	00-276259-00006	Circuit Breaker (90 Amp.) .....	1
4	00-276259-00011	Circuit Breaker (60 Amp.) .....	1
5	00-289432-00001	Circuit Breaker (125 Amp.) .....	1
6	00-289432-00004	Circuit Breaker (200 Amp.) .....	1
7	00-163679-00005	Circuit Breaker (600 V., 60 Amp.) .....	1
8	00-163679-00006	Circuit Breaker (600 V., 90 Amp.) .....	1
9	SC-060-10	Mach. Screw 8-32 x 3 Rd. Hd. ....	4
10	00-186116	Shield – Protective (W/O Isolation Switches) .....	1
11	00-186124-00003	Box Assy. (W/O Latches) .....	1
12	00-185014-00002	Clamp (Less Catch) .....	1
13	SD-007-38	Self-Tapping Screw 8-18 x 1/4 Phil. Bind Hd., Type B .....	2
14	SC-066-06	Mach. Screw 10-24 x 1/2 Phil. Truss Hd. (SST) .....	4
15	WL-014-07	Lockwasher #10 External Shakeproof (SST) .....	4
16	00-118544-00001	Lug – Solderless .....	1
17	SD-034-59	Self-Tapping Screw 10-32 x 3/8 Phil. Pan Hd., Type T .....	1
18	WL-007-12	Lockwasher #10 External Shakeproof .....	1
19	00-186128-00001	Bracket – Cover Support .....	2
20	SC-053-02	Mach. Screw 10-24 x 1/2 Truss Hd. (SST) .....	2
21	WL-014-07	Lockwasher #10 External Shakeproof (SST) .....	2
22	00-186131	Plate – Base .....	1
23	00-186115-00002	Cover – Protective (39 kW Booster) .....	1
24	00-292886	Cover – Protective (Under 250 V., 58.5 kW Booster) .....	1
25	SC-053-02	Mach. Screw 10-24 x 1/2 Truss Hd. (SST) .....	2
26	SD-008-25	Self-Tapping Screw 10-16 x 1/2 Phil. Pan Hd., Type B .....	2

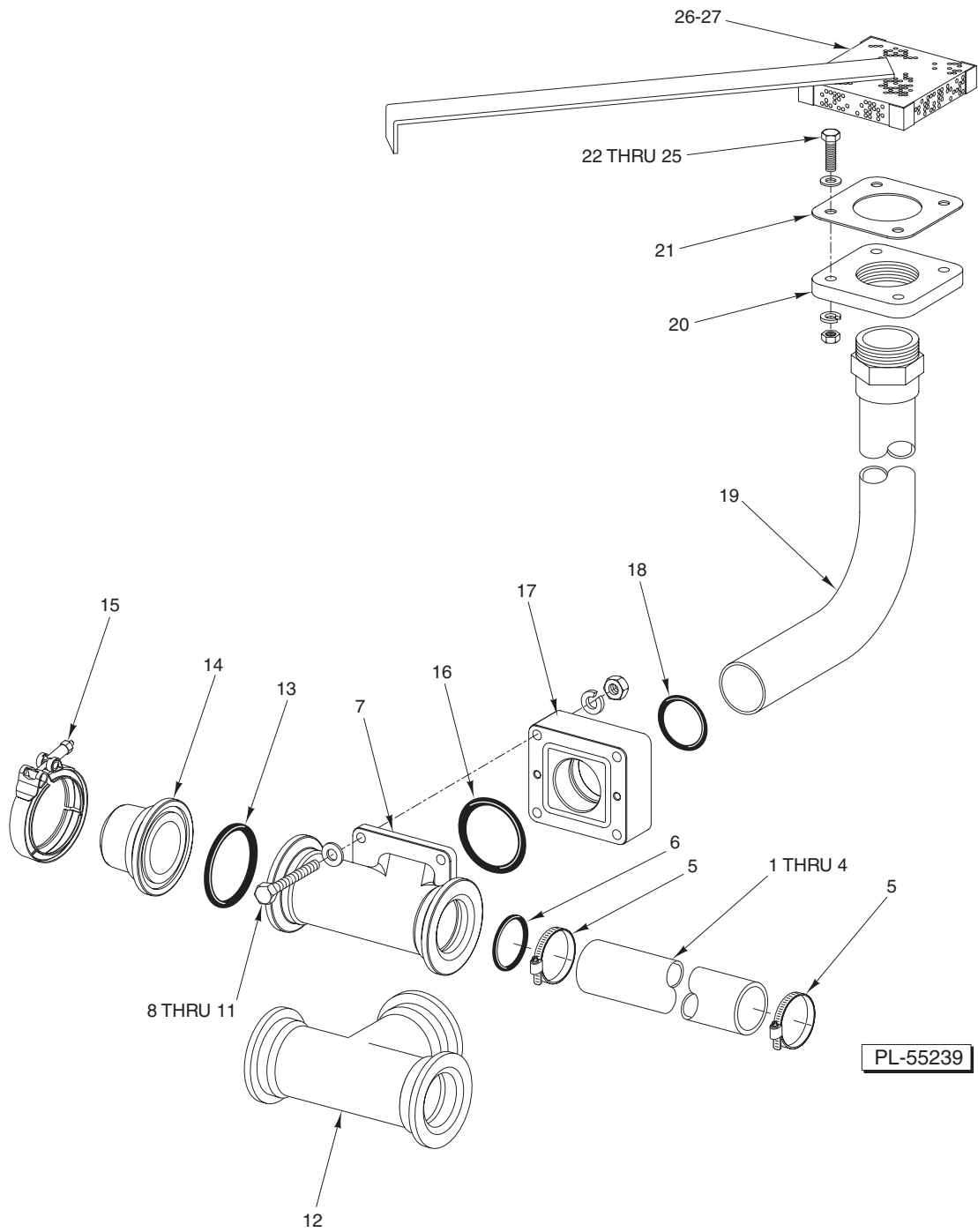


**CIRCUIT BREAKER BOX**

**CIRCUIT BREAKER BOX**

ILLUS. PL-55238	PART NO.	NAME OF PART	AMT.
1	00-748461-00001	Cover – Circuit Breaker, 125 Amp./200 Amp. (L-R) .....	1
2	00-748461-00002	Cover – Circuit Breaker, 125 Amp./200 Amp. (R-L) .....	1
3	00-748434-00001	Cover – Circuit Breaker, 50 Amp./60 Amp./70 Amp./90 Amp. (L-R) .....	1
4	00-748434-00002	Cover – Circuit Breaker, 50 Amp./60 Amp./70 Amp./90 Amp. (R-L) .....	1
5	00-748837-00001	Circuit Breaker – 125 Amp. (Under 250 V.) .....	1
6	00-748837-00004	Circuit Breaker – 200 Amp. (Under 250 V.) .....	1
7	00-476250-00006	Circuit Breaker – 50 Amp. (600 V.) .....	1
8	00-476250-00007	Circuit Breaker – 60 Amp. (380/480 V.) .....	1
9	00-476250-00008	Circuit Breaker – 70 Amp. (600 V.) .....	1
10	00-476250-00010	Circuit Breaker – 90 Amp. (380/480 V.) .....	1
11	00-748435	Bracket – Circuit Breaker (380/480 V./600 V.) .....	1
12	00-748874	Bracket – Circuit Breaker (Under 250 V.) .....	1
13	SD-035-77	Self-Tapping Screw 1/4-20 x 3/8 Phil. Pan Hd., Type TT .....	AR
14	WL-007-15	Lockwasher 1/4 External Shakeproof .....	AR
15	00-118544-00002	Lug – Grounding .....	AR
16	00-748386-00001	Plate – Base (5 Ft. L-R) .....	1
17	00-748386-00002	Plate – Base (5 Ft. R-L And All Others) .....	1
18	00-748385-00001	Breaker Box Assy. (5 Ft. L-R) .....	1
19	00-748385-00002	Breaker Box Assy. (5 Ft. R-L) .....	1
20	00-748385-00003	Breaker Box Assy. (All Except 5 Ft.) (Service Only) .....	1
*21	00-892664	Breaker Box Assy. (All Except 5 Ft.) .....	1
22	WL-014-07	Lockwasher #10 External Shakeproof (SST) .....	4
23	SC-066-06	Mach. Screw 10-24 x 1/2 Phil. Truss Hd. (SST) .....	4
24	NS-031-05	Stop Nut 8-32 Elastic .....	4
25	SC-066-06	Mach. Screw 10-24 x 1/2 Phil. Truss Hd. (SST) .....	4
26	00-476871-00005	Gasket .....	1
*27	00-476871-00006	Gasket .....	1
28	00-748384	Lid – Breaker Box Assy. .....	1
29	00-748437	Latch – Breaker Box .....	1
30	00-476250-00012	Kit – Circuit Breaker Mounting .....	1
31	00-748837-00006	Kit – Circuit Breaker Mounting (600 V.) .....	1
32	SC-066-06	Mach. Screw 10-24 x 1/2 Phil. Truss Hd. (SST) .....	2

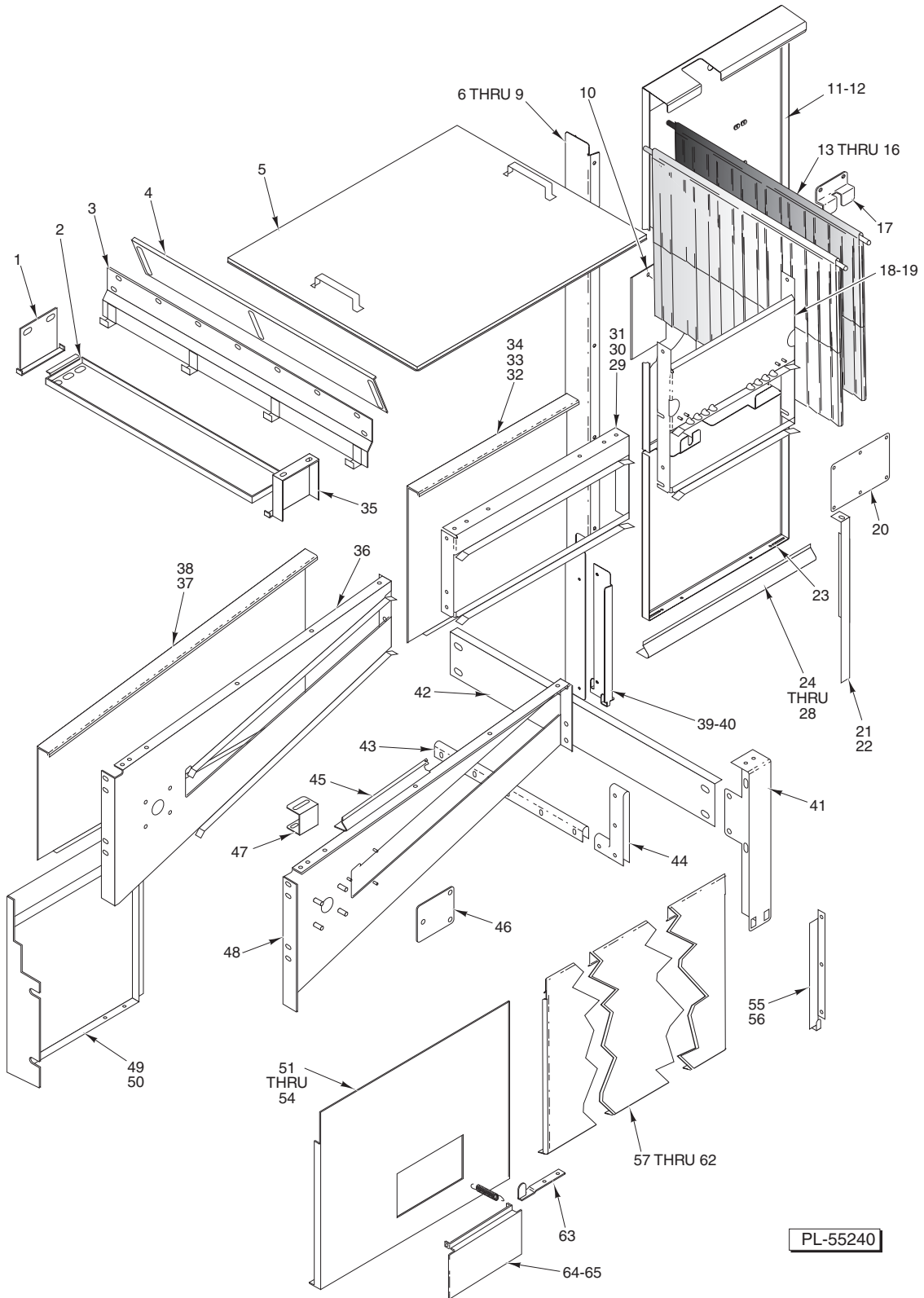
\* Use For Units Built After 4/3/2002.



**DRAIN UNIT  
(UNLOAD SECTION – AS REQUIRED)**

**DRAIN UNIT  
(UNLOAD SECTION – AS REQUIRED)**

ILLUS. PL-55239	PART NO.	NAME OF PART	AMT.
1	00-289467-00008	Pipe – Drain Unload (13.500 Lg.) .....	1
2	00-289467-00007	Pipe – Drain (Unload L-R 33, 250) .....	1
3	00-289467-00009	Pipe – Drain (Unload, 62.00 In.) .....	1
4	00-289467-00010	Pipe – Drain (Unload, 44.00 In.) .....	1
5	00-542337	Clamp – Hose .....	2
6	00-067500-00134	O-Ring .....	1
7	00-475925	Tee – Connection (Drain Valve) (Previous Construction) .....	1
8	SC-041-62	Cap Screw <sup>5</sup> / <sub>16</sub> -18 x 2 <sup>1</sup> / <sub>2</sub> Hex Hd. (Previous Construction) .....	4
9	WS-017-08	Washer (Previous Construction) .....	8
10	WL-006-23	Lockwasher <sup>5</sup> / <sub>16</sub> Medium (SST) (Previous Construction) .....	4
11	NS-015-11	Nut <sup>5</sup> / <sub>16</sub> -18 Hex (Previous Construction) .....	4
12	00-749650-00002	Tee – Drain, Unload (Current Construction) .....	1
13	00-067500-00131	O-Ring .....	1
14	00-475927-00002	Plug – Drain Valve .....	1
15	00-476098	Clamp – Discharge Tube .....	1
16	00-067500-00137	O-Ring (Previous Construction) .....	1
17	00-748026-00002	Connector – Adapter (Manual) (Previous Construction) .....	1
18	00-067500-00134	O-Ring .....	1
19	00-748145	Pipe Assy. – Discharge Drain (Unload) (Incls. Item 20) .....	1
20	00-063240	Flange – Drain .....	1
21	00-009934-00001	Gasket – Drain Flange .....	1
22	SC-041-32	Cap Screw <sup>3</sup> / <sub>8</sub> -16 x 1 <sup>1</sup> / <sub>2</sub> Hex Hd. ....	4
23	WS-006-44	Washer .....	4
24	WL-006-28	Lockwasher <sup>3</sup> / <sub>8</sub> Medium .....	4
25	NS-015-13	Nut <sup>3</sup> / <sub>8</sub> -16 Hex (SST) .....	4
26	00-748288	Screen – Drain (Previous Construction) .....	AR
27	00-749095	Screen – Drain (Current Construction) .....	AR

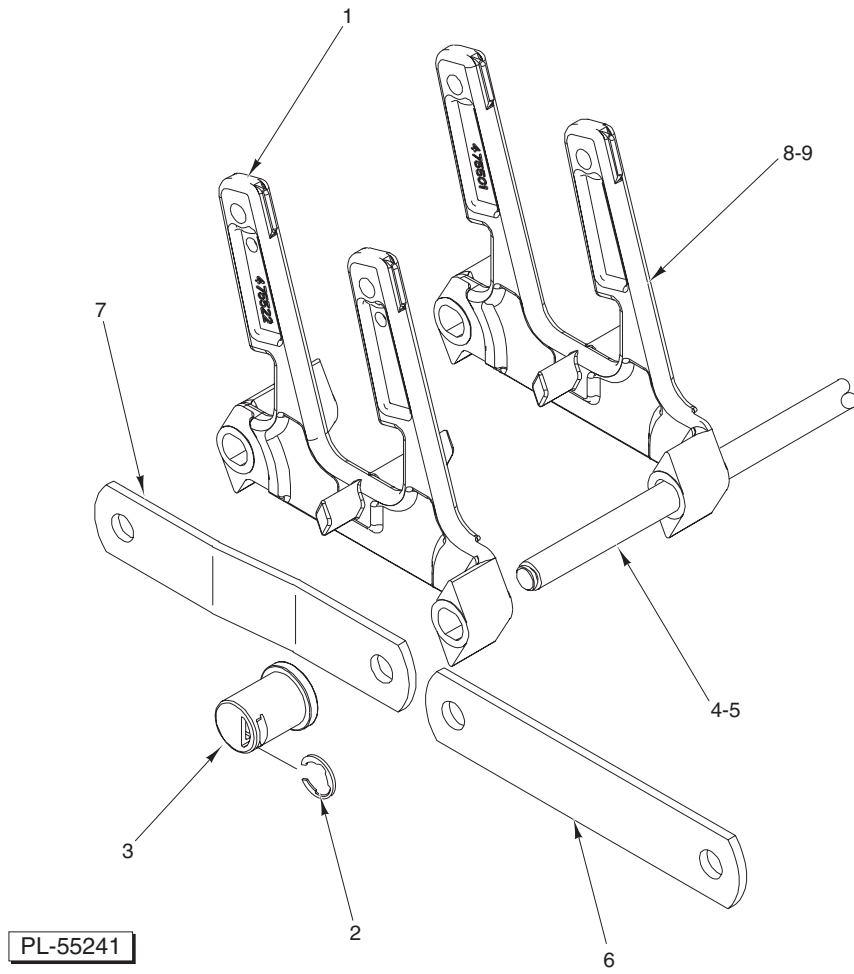


**PANELS AND TRACKS**

PANELS AND TRACKS

ILLUS.	PART NO.	NAME OF PART	AMT.
	PL-55240		
1	00-476547	Bracket – Drip Pan (Rear) .....	1
2	00-476548	Pan – Drip .....	1
3	00-476401	Baffle Assy. (W/Curtain Hooks) .....	1
4	00-748194	Damper – Steam (Unload) .....	1
5	00-476164-00001	Lid – Assy., Chamber 36 In. (W/O Blower Dryer) .....	1
6	00-476499-00002	Support – End Panel (L-R Load) (Standard Height) .....	1
7	00-476246-00002	Support – End Panel (L-R Load) (6 In. Higher Than Standard) .....	1
8	00-476499-00001	Support – End Panel (R-L Load) (Standard Height) .....	1
9	00-476246-00001	Support – End Panel (R-L Load) (6 In. Higher Than Standard) .....	1
10	00-476353	Cover – Hole (Detergent) .....	1
11	00-748128-00002	Panel – Dispenser Unload (L-R) (Standard Height) .....	1
12	00-748128-00001	Panel – Dispenser Unload (L-R) (6 In. Higher Than Standard) .....	1
13	00-476348-00002	Curtain – Splash (17 Lg.) (Standard Height) (Previous Construction) .....	AR
14	00-892567-00001	Curtain – Splash (Standard Height) .....	AR
15	00-892567-00002	Curtain – Splash (6 In. Higher Than Standard) .....	AR
16	00-120267-00004	Rod – Curtain (35.25 In. Lg.) .....	AR
17	00-476767	Spacer – Panel (Dryer) .....	1
18	00-475800-00001	Track – Unload 18 In. .....	2
19	00-475800-00002	Track – Dual Rinse 24 In. .....	2
20	00-476581	Cover – Chamber (Clean Out) .....	1
21	00-748003-00001	Bracket – Locator Support (LH) .....	1
22	00-748003-00002	Bracket – Locator Support (RH) .....	1
23	00-476358	Panel – Rear (Lower) .....	1
24	00-476969-00001	Panel – Filler Angle 6 Ft. (Previous Construction) .....	2
25	00-476969-00002	Panel – Filler Angle 4 Ft. .....	2
26	00-476969-00003	Panel – Filler Angle 2 Ft. .....	2
27	00-476969-00004	Panel – Filler Angle 1 Ft. .....	2
28	00-476969-00005	Panel – Filler Angle 3 Ft. .....	2
29	00-476315-00001	Track – W/O Dishguide 4 Ft. .....	2
30	00-476315-00002	Track – W/O Dishguide 2 Ft. .....	2
31	00-476315-00003	Track – W/O Dishguide 6 Ft. (Previous Construction) .....	2
32	00-476971-00001	Panel – Cover 6 Ft. (Previous Construction) .....	2
33	00-476971-00002	Panel – Cover 4 Ft. .....	2
34	00-476971-00003	Panel – Cover 2 Ft. .....	2
35	00-476546	Bracket – Drip Pan (Front) .....	1
36	00-475836-00002	Panel – Track Guide, 5 Ft. (Rear) .....	1
37	00-476972-00001	Panel – Cover Taper (R-L) .....	1
38	00-476972-00002	Panel – Cover Taper (L-R) .....	1
39	00-476361	Bracket – Transition (L-R Load) .....	1
40	00-476361-00002	Bracket – Transition (R-L Load) .....	1
41	00-476968	Support – Upright Bracket .....	2
42	00-476854	Stringer – Unload .....	AR
43	00-476769	Saddle – Chamber .....	1
44	00-476768	Cap – Saddle Chamber .....	2
45	00-476970	Panel – Filler Angle (Unload) .....	2
46	00-476673	Panel – Access .....	1
47	00-476974	Bracket – Rest Locator .....	2
48	00-475836-00001	Panel – Track Guide, 5 Ft. (Front) .....	1
49	00-476403-00001	Panel – Trim (R-L Drive End) .....	1
50	00-476403-00002	Panel – Trim (L-R Drive End) .....	1
51	00-748183-00001	Panel – Trim Unload (R-L W/Access Opening) .....	AR
52	00-748183-00002	Panel – Trim Unload (L-R W/Access Opening) .....	AR
53	00-476273-00001	Panel – Trim (R-L Unload) .....	AR
54	00-476273-00002	Panel – Trim (L-R Unload) .....	AR
55	00-476908-00001	Bracket – Panel (R-L Unload) .....	1
56	00-476908-00002	Bracket – Panel (L-R Unload) .....	1
57	00-476170-00001	Panel – 24 In. Trim .....	AR
58	00-476170-00002	Panel – 48 In. Trim .....	AR
59	00-476170-00003	Panel – Trim 12 In. Lg. .....	AR
60	00-476170-00004	Panel – Trim 36 In. Lg. .....	AR
61	00-476168-00001	Panel – 72 In. Trim .....	AR
62	00-476168-00012	Panel – Trim 60 In. Lg. .....	AR
63	00-476171	Retainer – Panel .....	AR
64	00-289629-00001	Door – Access .....	1
65	00-185888	Spring – Door .....	2





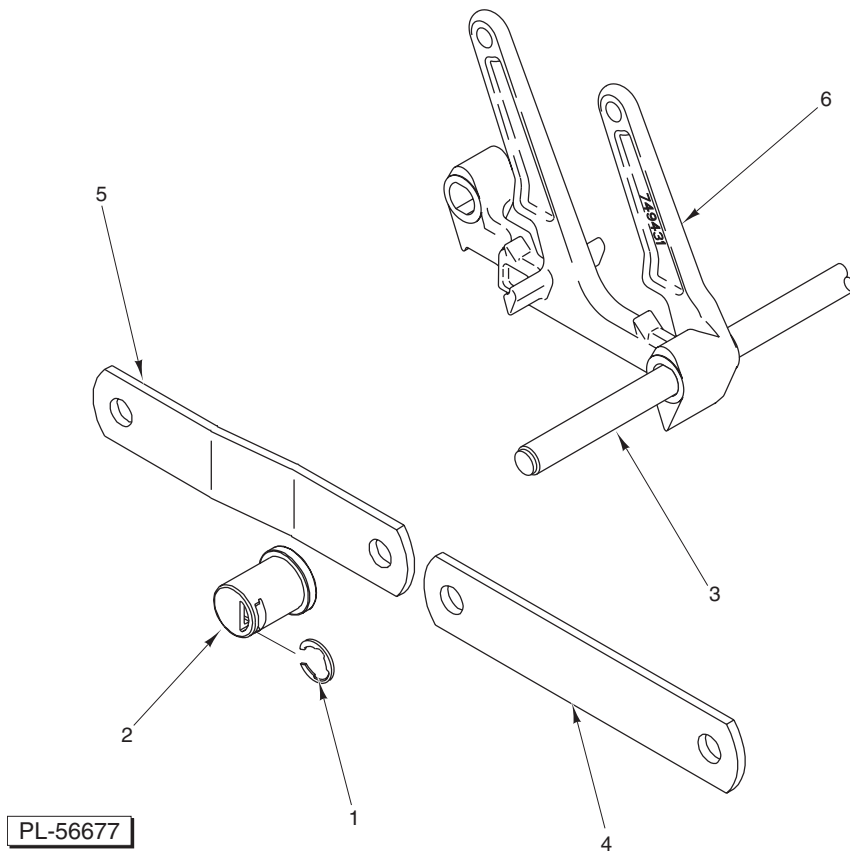
**CONVEYOR (TYPE AA)  
(17 FLIGHT LINKS PER ROD)  
(PREVIOUS CONSTRUCTION)**

**CONVEYOR (TYPE AA)  
(17 FLIGHT LINKS PER ROD)  
(PREVIOUS CONSTRUCTION)**

ILLUS.	PART NO.	NAME OF PART	AMT.
PL-55241			
1	00-475522	Link – Flight (Double Extended) .....	See Chart Below
2	RR-006-23	Ring – Retaining .....	See Chart Below
3	00-749952	Roller Conveyor (White Plastic) .....	See Chart Below
4	00-892584-00001	Rod – Conveyor .....	See Chart Below
5	00-892584-00002	Rod – Conveyor (Correctional) .....	See Chart Below
6	00-475510	Bar – Side .....	See Chart Below
7	00-475511	Bar – Side (Offset) .....	See Chart Below
8	00-475501	Link – Flight (Double) .....	See Chart Below
9	00-475501-00002	Link – Flight (Snap-On) (Double) .....	AR

Illus. Numbers, giving number reqd. per Model  
(see listing above for Part No. and Name)

MODEL MACHINE	CONVEYOR ASSY.	AMT.	AMT.	AMT.	AMT.	AMT.
		1-2-3	4-5	6	7	8
	(Section Replacement)					
	00 748274 00001	10	5	10	-	75
	(Complete)					
FT914S	00 748274 00002	148	74	146	2	1110
FT915S	00 748274 00003	158	79	156	2	1185
FT916S	00 748274 00004	168	84	166	2	1260
FT917S	00 748274 00005	180	90	178	2	1350
FT918	00 748274 00006	190	95	188	2	1425
FT919	00 748274 00007	200	100	198	2	1500
FT920	00 748274 00008	212	106	210	2	1590
FT921	00 748274 00009	222	111	220	2	1665
FT922	00 748274 00010	232	116	230	2	1740
FT923	00 748274 00011	244	122	242	2	1830
FT924	00 748274 00012	254	127	252	2	1905
FT925	00 748274 00013	264	132	262	2	1980
FT926	00 748274 00014	276	138	274	2	2070
FT927	00 748274 00015	286	143	284	2	2145
FT928	00 748274 00016	298	149	296	2	2235
FT929	00 748274 00017	310	155	308	2	2325
FT930	00 748274 00018	320	160	318	2	2400
FT931	00 748274 00019	332	166	330	2	2490
FT932	00 748274 00020	342	171	340	2	2565
FT933	00 748274 00021	354	177	352	2	2655
FT934	00 748274 00022	364	182	362	2	2730
FT935	00 748274 00023	376	188	374	2	2820
FT936	00 748274 00024	386	193	384	2	2895
FT937	00 748274 00025	398	199	396	2	2985
FT938	00 748274 00026	408	204	406	2	3060
FT939	00 748274 00027	420	210	418	2	3150
FT940	00 748274 00028	430	215	428	2	3225
FT941	00 748274 00029	442	221	440	2	3315
FT942	00 748274 00030	454	227	452	2	3405



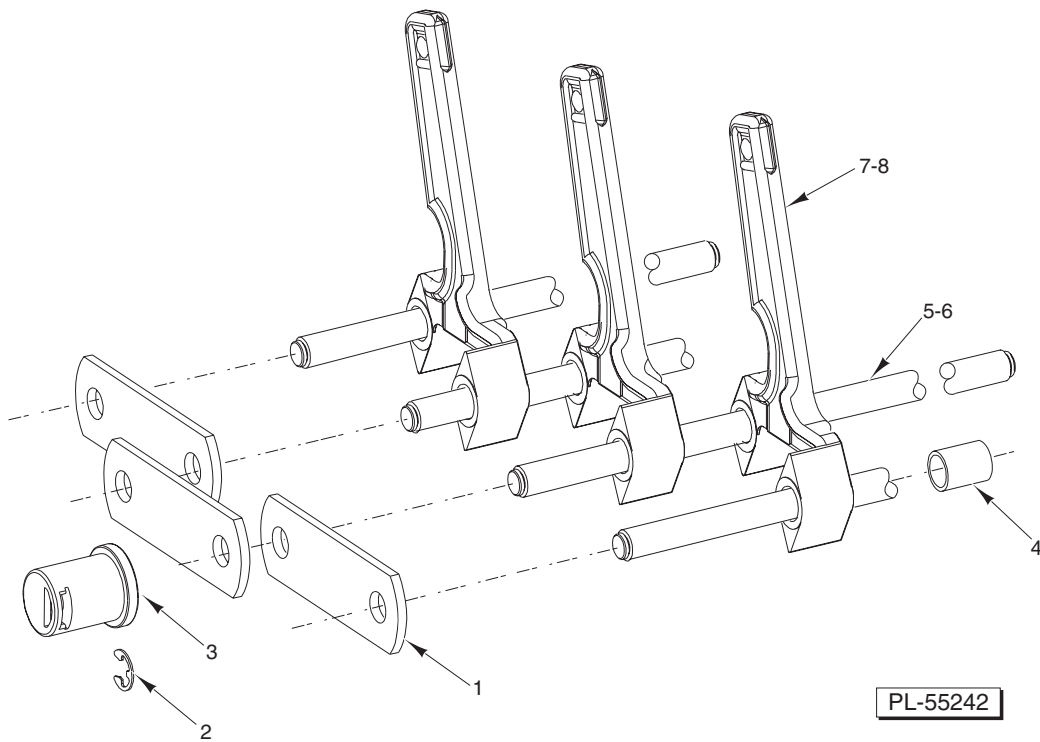
**CONVEYOR (TYPE BB)  
(17 FLIGHT LINKS PER ROD)  
(CURRENT CONSTRUCTION)**

**CONVEYOR (TYPE BB)  
(17 FLIGHT LINKS PER ROD)  
(CURRENT CONSTRUCTION)**

ILLUS.	PART NO.	NAME OF PART	AMT.
PL-56677			
1	RR-006-23	Ring – Retaining .....	See Chart Below
2	00-749952	Roller Conveyor (White Plastic) .....	See Chart Below
3	00-892584-00001	Rod – Conveyor .....	See Chart Below
4	00-475510	Bar – Side .....	See Chart Below
5	00-475511	Bar – Side (Offset) .....	See Chart Below
6	00-749431	Link – Flight (Double) .....	See Chart Below

Illus. Numbers, giving number reqd. per Model  
(see listing above for Part No. and Name)

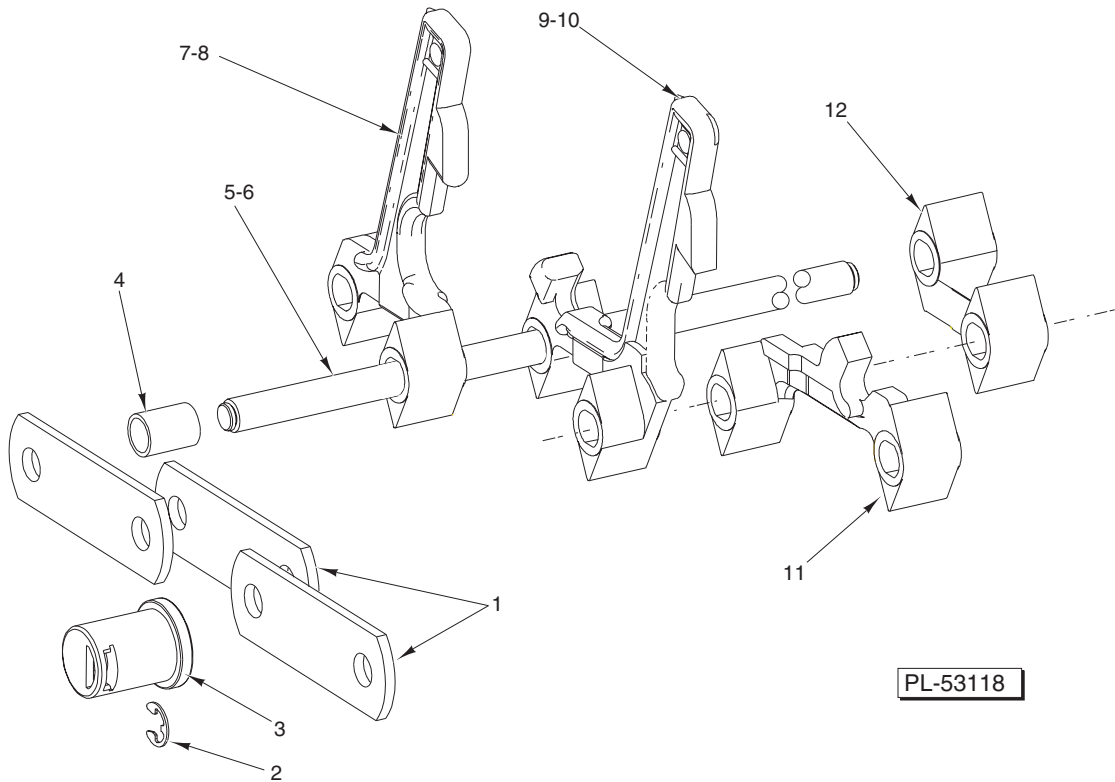
MODEL MACHINE	CONVEYOR ASSY.	AMT.	AMT.	AMT.	AMT.	AMT.
	(Section Replacement)	1-2	3	4	5	6
	00 892566 00001	10	5	10	-	75
	(Complete)					
FT914S	00 892566 00002	148	74	146	2	1110
FT915S	00 892566 00003	158	79	156	2	1185
FT916S	00 892566 00004	168	84	166	2	1260
FT917S	00 892566 00005	180	90	178	2	1350
FT918	00 892566 00006	190	95	188	2	1425
FT919	00 892566 00007	200	100	198	2	1500
FT920	00 892566 00008	212	106	210	2	1590
FT921	00 892566 00009	222	111	220	2	1665
FT922	00 892566 00010	232	116	230	2	1740
FT923	00 892566 00011	244	122	242	2	1830
FT924	00 892566 00012	254	127	252	2	1905
FT925	00 892566 00013	264	132	262	2	1980
FT926	00 892566 00014	276	138	274	2	2070
FT927	00 892566 00015	286	143	284	2	2145
FT928	00 892566 00016	298	149	296	2	2235
FT929	00 892566 00017	310	155	308	2	2325
FT930	00 892566 00018	320	160	318	2	2400
FT931	00 892566 00019	332	166	330	2	2490
FT932	00 892566 00020	342	171	340	2	2565
FT933	00 892566 00021	354	177	352	2	2655
FT934	00 892566 00022	364	182	362	2	2730
FT935	00 892566 00023	376	188	374	2	2820
FT936	00 892566 00024	386	193	384	2	2895
FT937	00 892566 00025	398	199	396	2	2985
FT938	00 892566 00026	408	204	406	2	3060
FT939	00 892566 00027	420	210	418	2	3150
FT940	00 892566 00028	430	215	428	2	3225
FT941	00 892566 00029	442	221	440	2	3315
FT942	00 892566 00030	454	227	452	2	3405



PL-55242

**CONVEYOR (TYPE A)  
(17 FLIGHT LINKS PER ROD)**

**FT900 DISHWASHER REPLACEMENT PARTS**



**CONVEYOR  
(THERMAL TRAY – POS 1 AND 2)  
(17 FLIGHT LINKS PER ROD)**

ILLUS.	PART NO.	NAME OF PART	AMT.
PL-53118			
1	00-289374	Bar – Side Conveyor .....	See Chart Below
2	RR-006-23	Ring – Retaining .....	See Chart Below
3	00-749952	Roller Conveyor (White Plastic) .....	See Chart Below
4	00-158677	Spacer – Conveyor .....	See Chart Below
5	00-892584-00001	Rod – Conveyor .....	See Chart Below
6	00-892584-00002	Rod – Conveyor (Correctional) .....	See Chart Below
7	00-291842-00001	Link – Flight (Tray) (Position 1) .....	See Chart Below
8	00-291842-00002	Link – Flight (Tray) (Position 2) .....	See Chart Below
9	00-291841-00001	Link – Flight (Tray) (Position 1) .....	See Chart Below
10	00-291841-00002	Link – Flight (Tray) (Position 2) .....	See Chart Below
11	00-291840-00001	Link – Flight (Short) .....	See Chart Below
12	00-291839-00001	Link – Flight (Spacer) .....	See Chart Below

Illus. Numbers, giving number reqd. per Model  
(see listing above for Part No. and Name)

MODEL MACHINE	CONVEYOR ASSY.	AMT.	AMT.	AMT.	AMT.	AMT.	AMT.	AMT.
		1-2-3	4	5-6	7-8	9-10	11	12
	(Section Replacement)							
	*00 748333 00001	12	16	6	26	-	32	16
	**00 748333 00002							
	(Complete)							
FT914S	*00 748333 00003	270	360	135	585	585	720	360
FT915S	*00 748333 00005	294	392	147	637	637	784	392
FT916S	*00 748333 00007	312	416	156	676	676	832	416
FT917S	*00 748333 00009	336	448	168	728	728	896	448
FT918	*00 748333 00011	354	472	177	767	767	944	472

**CONVEYOR (TYPE A)  
(17 FLIGHT LINKS PER ROD)**

ILLUS.	PART NO.	NAME OF PART	AMT.
PL-55242			
1	00-289374	Bar – Side Conveyor .....	See Chart Below
2	RR-006-23	Ring – Retaining .....	See Chart Below
3	00-749952	Roller Conveyor (White Plastic) .....	See Chart Below
4	00-158677	Spacer – Conveyor .....	See Chart Below
5	00-892584-00001	Rod – Conveyor .....	See Chart Below
6	00-892584-00002	Rod – Conveyor (Correctional) .....	See Chart Below
7	00-081808	Link – Flight .....	See Chart Below
8	00-291842-00005	Link – Flight (Snap-On) .....	AR

Illus. Numbers, giving number reqd. per Model  
(see listing above for Part No. and Name)

MODEL MACHINE	CONVEYOR ASSY.	AMT.	AMT.	AMT.
		1-2-3-4	5	6
	(Section Replacement)			
	00 748407 00001	12	6	102
	(Complete)			
FT914S	00 748407 00002	270	135	2295
FT915S	00 748407 00003	294	147	2499
FT916S	00 748407 00004	312	156	2652
FT917S	00 748407 00005	336	168	2856
FT918	00 748407 00006	354	177	3009
FT919	00 748407 00007	372	186	3162
FT920	00 748407 00008	396	198	3366
FT921	00 748407 00009	414	207	3519
FT922	00 748407 00010	438	219	3723
FT923	00 748407 00011	456	228	3876
FT924	00 748407 00012	480	240	4080
FT925	00 748407 00013	498	249	4233
FT926	00 748407 00014	522	261	4437
FT927	00 748407 00015	540	270	4590
FT928	00 748407 00016	564	282	4794
FT929	00 748407 00017	582	291	4947
FT930	00 748407 00018	600	300	5100
FT931	00 748407 00019	624	312	5304
FT932	00 748407 00020	642	321	5457
FT933	00 748407 00021	666	333	5661
FT934	00 748407 00022	684	342	5814
FT935	00 748407 00023	708	354	6018
FT936	00 748407 00024	726	363	6171
FT937	00 748407 00025	750	375	6375
FT938	00 748407 00026	768	384	6528
FT939	00 748407 00027	792	396	6732
FT940	00 748407 00028	810	405	6885
FT941	00 748407 00029	828	414	7038
FT942	00 748407 00030	852	426	7242

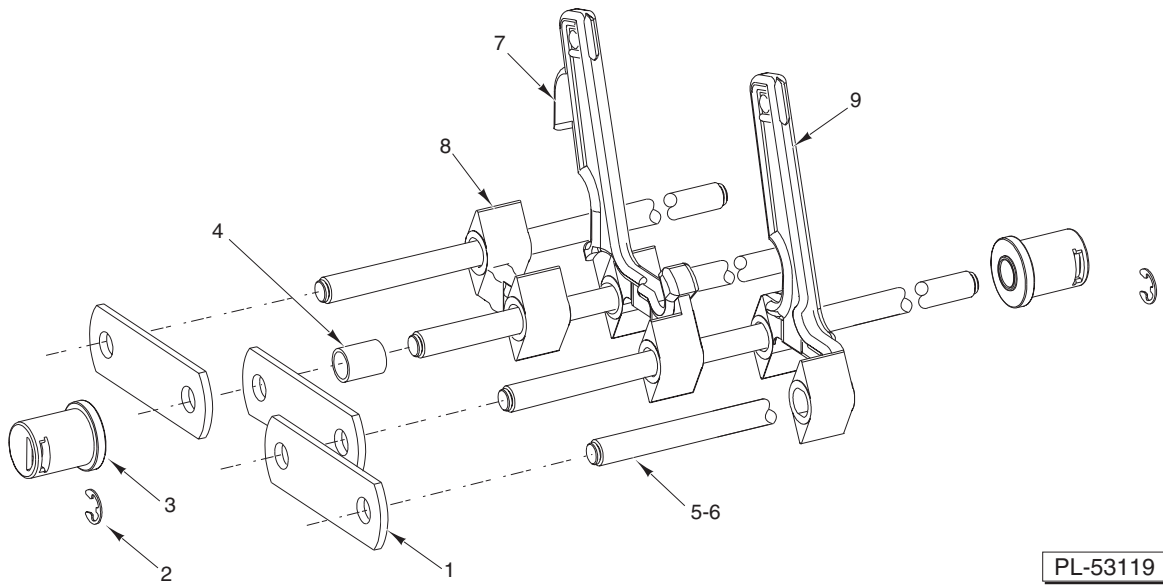
**CONVEYOR (Cont.)  
(THERMAL TRAY – POS 1 AND 2)  
(17 FLIGHT LINKS PER ROD)**

MODEL MACHINE	CONVEYOR ASSY.	AMT. 1-2-3	AMT. 4	AMT. 5-6	AMT. 7-8	AMT. 9-10	AMT. 11	AMT. 12
	(Section Replacement)							
	*00 748333 00001	12	16	6	26	-	32	16
	**00 748333 00002							
	(Complete)							
FT919	*00 748333 00013	372	496	186	806	806	992	496
FT920	*00 748333 00015	396	528	198	858	858	1056	528
FT921	*00 748333 00017	414	552	207	897	897	1104	552
FT922	*00 748333 00019	438	584	219	949	949	1168	584
FT923	*00 748333 00021	456	608	228	988	988	1216	608
FT924	*00 748333 00023	480	640	240	1040	1040	1280	640
FT925	*00 748333 00025	498	664	249	1079	1079	1328	664
FT926	*00 748333 00027	522	696	261	1131	1131	1392	696
FT927	*00 748333 00029	540	720	270	1170	1170	1440	720
FT928	*00 748333 00031	564	752	282	1222	1222	1504	752
FT929	*00 748333 00033	582	776	291	1261	1261	1552	776
FT930	*00 748333 00035	600	800	300	1300	1300	1600	800
FT931	*00 748333 00037	624	832	312	1352	1352	1664	832
FT932	*00 748333 00039	642	856	321	1391	1391	1712	856
FT933	*00 748333 00041	666	888	333	1443	1443	1776	888
FT934	*00 748333 00043	684	912	342	1482	1482	1824	912
FT935	*00 748333 00045	708	944	354	1534	1534	1888	944
FT936	*00 748333 00047	726	968	363	1573	1573	1936	968
FT937	*00 748333 00049	750	1000	375	1625	1625	2000	1000
FT938	*00 748333 00051	768	1024	384	1664	1664	2048	1024
FT939	*00 748333 00053	792	1056	396	1716	1716	2112	1056
FT940	*00 748333 00055	810	1080	405	1755	1755	2160	1080
FT941	*00 748333 00057	828	1104	414	1794	1794	2208	1104
FT942	*00 748333 00059	852	1136	426	1846	1846	2272	1136
FT914S	**00 748333 00004	270	360	135	585	585	720	360
FT915S	**00 748333 00006	294	392	147	637	637	784	392
FT916S	**00 748333 00008	312	416	156	676	676	832	416
FT917S	**00 748333 00010	336	448	168	728	728	896	448
FT918	**00 748333 00012	354	472	177	767	767	944	472
FT919	**00 748333 00014	372	496	186	806	806	992	496
FT920	**00 748333 00016	396	528	198	858	858	1056	528
FT921	**00 748333 00018	414	552	207	897	897	1104	552
FT922	**00 748333 00020	438	584	219	949	949	1168	584
FT923	**00 748333 00022	456	608	228	988	988	1216	608
FT924	**00 748333 00024	480	640	240	1040	1040	1280	640
FT925	**00 748333 00026	498	664	249	1079	1079	1328	664
FT926	**00 748333 00028	522	696	261	1131	1131	1392	696
FT927	**00 748333 00030	540	720	270	1170	1170	1440	720
FT928	**00 748333 00032	564	752	282	1222	1222	1504	752
FT929	**00 748333 00034	582	776	291	1261	1261	1552	776
FT930	**00 748333 00036	600	800	300	1300	1300	1600	800
FT931	**00 748333 00038	624	832	312	1352	1352	1664	832
FT932	**00 748333 00040	642	856	321	1391	1391	1712	856
FT933	**00 748333 00042	666	888	333	1443	1443	1776	888
FT934	**00 748333 00044	684	912	342	1482	1482	1824	912
FT935	**00 748333 00046	708	944	354	1534	1534	1888	944
FT936	**00 748333 00048	726	968	363	1573	1573	1936	968
FT937	**00 748333 00050	750	1000	375	1625	1625	2000	1000
FT938	**00 748333 00052	768	1024	384	1664	1664	2048	1024
FT939	**00 748333 00054	792	1056	396	1716	1716	2112	1056
FT940	**00 748333 00056	810	1080	405	1755	1755	2160	1080
FT941	**00 748333 00058	828	1104	414	1794	1794	2208	1104
FT942	**00 748333 00060	852	1136	426	1846	1846	2272	1136

\* Position 1 (Incls. Items 1 thru 7, 9, 11, & 12).

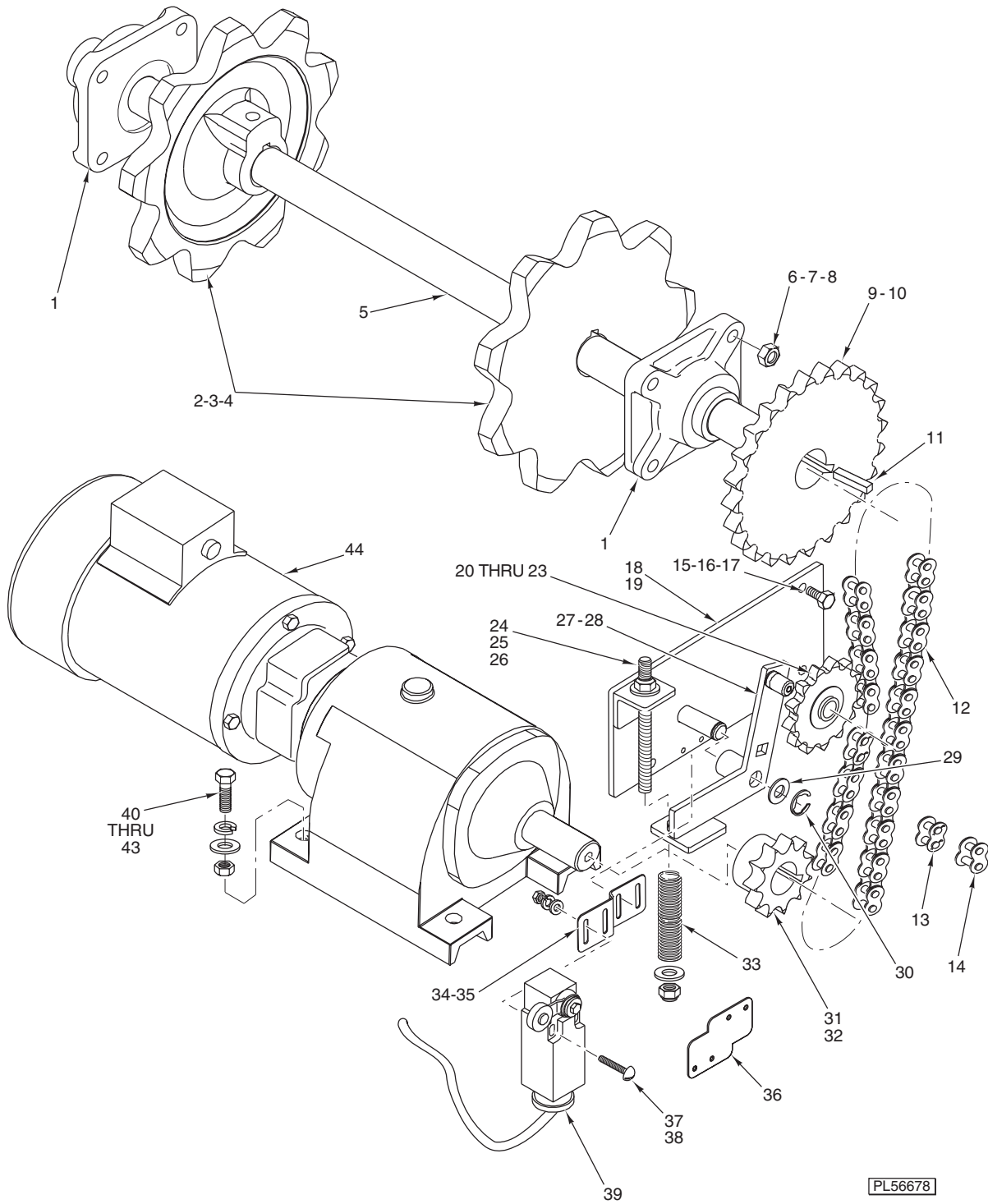
\*\* Position 2 (Incls. Items 1 thru 6, 8, 10, 11, & 12).





PL-53119

**CONVEYOR  
(OVAL TRAYS)  
(17 FLIGHT LINKS PER ROD)  
(PREVIOUS CONSTRUCTION)**



**CONVEYOR DRIVE UNIT**

**CONVEYOR  
(OVAL TRAYS)  
(17 FLIGHT LINKS PER ROD)  
(PREVIOUS CONSTRUCTION)**

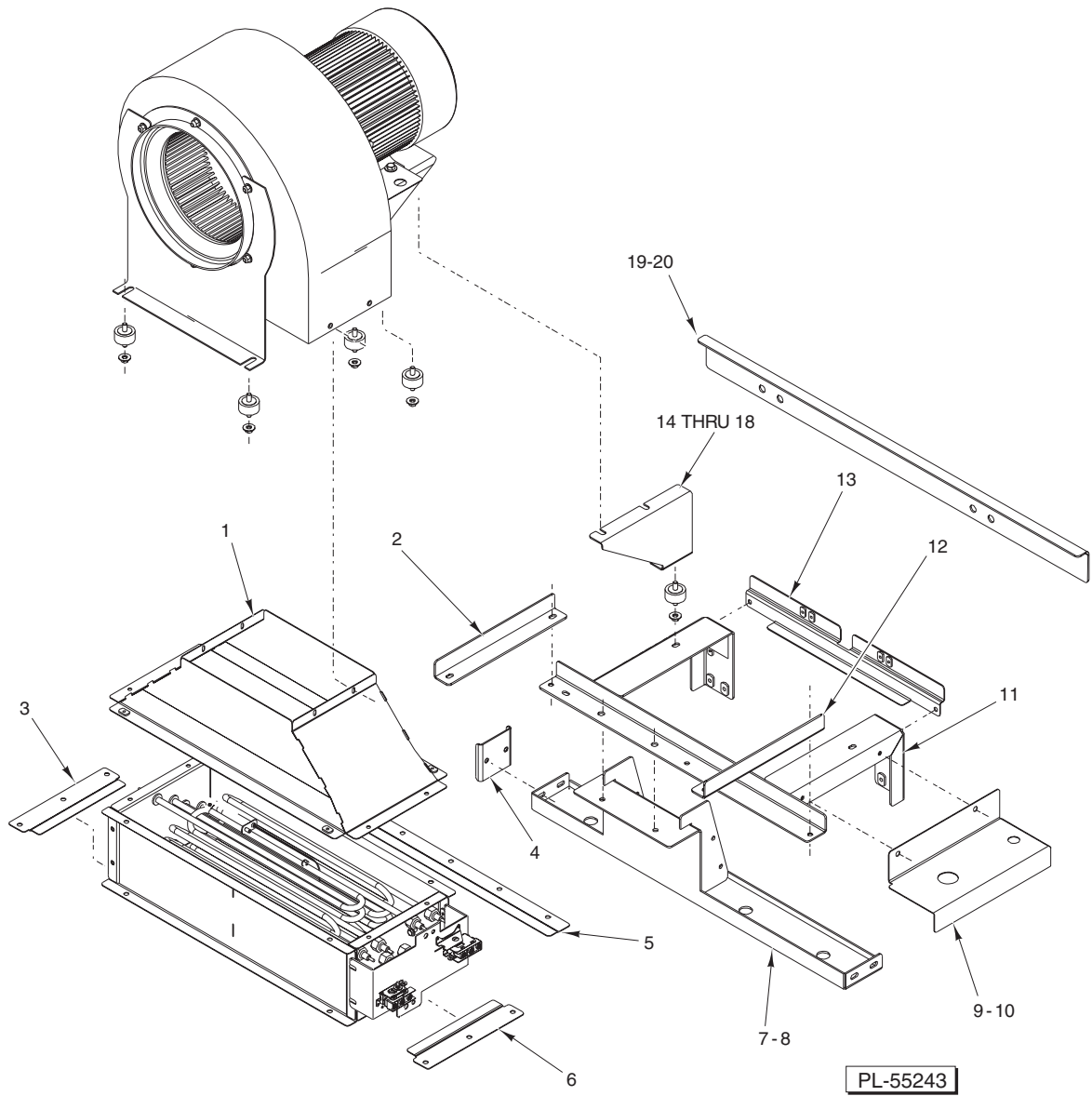
ILLUS.	PART NO.	NAME OF PART	AMT.
PL-53119			
1	00-289374	Bar – Side Conveyor .....	See Chart Below
2	RR-006-23	Ring – Retaining .....	See Chart Below
3	00-749952	Roller Conveyor (White Plastic) .....	See Chart Below
4	00-158677	Spacer – Conveyor .....	See Chart Below
5	00-892584-00001	Rod – Conveyor .....	See Chart Below
6	00-892584-00002	Rod – Conveyor (Correctional) .....	See Chart Below
7	00-291841-00002	Link – Flight (Tray) (Position 2) .....	See Chart Below
8	00-291839-00001	Link – Flight (Spacer) .....	See Chart Below
9	00-081808	Link – Flight .....	See Chart Below

Illus. Numbers, giving number reqd. per Model  
(see listing above for Part No. and Name)

MODEL MACHINE	CONVEYOR ASSY.	AMT.	AMT.	AMT.	AMT.	AMT.
		1-2-3-4	5-6	7	8	9
	(Section Replacement)					
	00 748522 00001	10	5	17	51	
	(Complete)					
FT914S	00 748522 00002	270	135	459	459	1377
FT915S	00 748522 00003	290	145	493	493	1479
FT916S	00 748522 00004	320	160	544	544	1632
FT917S	00 748522 00005	340	170	578	578	1734
FT918	00 748522 00006	360	180	612	612	1836
FT919	00 748522 00007	380	190	646	646	1938
FT920	00 748522 00008	400	200	680	680	2040
FT921	00 748522 00009	420	210	714	714	2142
FT922	00 748522 00010	440	220	748	748	2244
FT923	00 748522 00011	460	230	782	782	2346
FT924	00 748522 00012	480	240	816	816	2448
FT925	00 748522 00013	500	250	850	850	2550
FT926	00 748522 00014	520	260	884	884	2652
FT927	00 748522 00015	540	270	918	918	2754
FT928	00 748522 00016	560	280	952	952	2856
FT929	00 748522 00017	580	290	986	986	2958
FT930	00 748522 00018	610	305	1037	1037	3111
FT931	00 748522 00019	630	315	1071	1071	3213
FT932	00 748522 00020	650	325	1105	1105	3315
FT933	00 748522 00021	670	335	1139	1139	3417
FT934	00 748522 00022	690	345	1173	1173	3519
FT935	00 748522 00023	710	355	1207	1207	3621
FT936	00 748522 00024	730	365	1241	1241	3723
FT937	00 748522 00025	750	375	1275	1275	3825
FT938	00 748522 00026	770	385	1309	1309	3927
FT939	00 748522 00027	790	395	1343	1343	4029
FT940	00 748522 00028	810	405	1377	1377	4131
FT941	00 748522 00029	830	415	1411	1411	4233
FT942	00 748522 00030	850	425	1445	1445	4335

CONVEYOR DRIVE UNIT

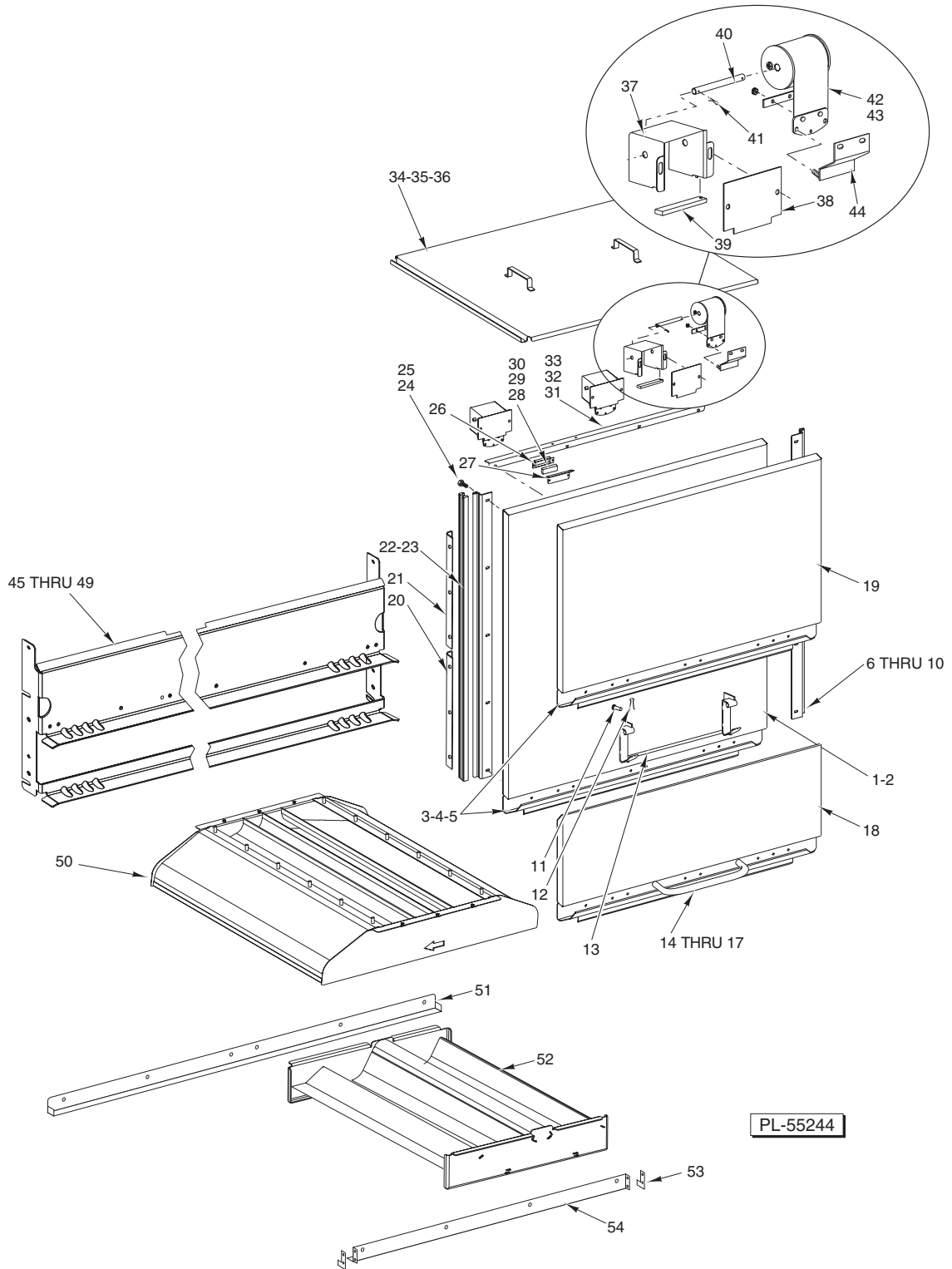
ILLUS.	PART NO.	NAME OF PART	AMT.
	PL-56678		
1	00-081656	Bearing – Flange .....	2
2	00-475502	Sprocket – Conveyor (9 Tooth) .....	2
3	SC-050-15	Set Screw <sup>3</sup> / <sub>8</sub> -16 x <sup>7</sup> / <sub>8</sub> .....	2
4	00-012430-00204	Key <sup>1</sup> / <sub>4</sub> x <sup>1</sup> / <sub>4</sub> x <sup>1</sup> / <sub>4</sub> .....	2
5	00-475791	Shaft – Conveyor Unload .....	1
6	WS-006-44	Washer .....	8
7	WL-006-28	Lockwasher <sup>3</sup> / <sub>8</sub> Medium .....	8
8	NS-015-13	Nut <sup>3</sup> / <sub>8</sub> -16 Hex (SST) .....	8
9	00-062771	Sprocket – Driven .....	1
10	SC-048-22	Set Screw <sup>3</sup> / <sub>8</sub> -16 x <sup>3</sup> / <sub>4</sub> Square Hd. ....	1
11	00-012430-00148	Key .....	1
12	00-062804-00007	Chain – #60 Roller Conveyor .....	1
13	00-062803	Link – Connecting .....	1
14	00-062805	Link – Offset .....	1
15	SC-041-11	Cap Screw <sup>5</sup> / <sub>16</sub> -18 x <sup>3</sup> / <sub>4</sub> Hex Hd. (SST) ..	4
16	WL-006-23	Lockwasher <sup>5</sup> / <sub>16</sub> Medium (SST) .....	4
17	NS-015-11	Nut <sup>5</sup> / <sub>16</sub> -18 Hex .....	4
18	00-475773-00001	Plate – Anti-Jam (R-L) .....	1
19	00-475773-00002	Plate – Anti-Jam (L-R) .....	1
20	00-475774	Sprocket – Idler .....	1
21	SC-041-50	Cap Screw <sup>1</sup> / <sub>4</sub> -20 x <sup>1</sup> / <sub>2</sub> Hex Hd. ....	1
22	WS-029-13	Washer .....	1
23	WL-013-14	Lockwasher <sup>1</sup> / <sub>4</sub> Internal Shakeproof .....	1
24	00-476705	Bolt – Adjuster .....	1
25	WS-006-44	Washer .....	2
26	NS-031-33	Stop Nut <sup>3</sup> / <sub>8</sub> -16 Elastic .....	2
27	00-892543-00001	Bellcrank – Anti-Jam (R-L) .....	1
28	00-892543-00002	Bellcrank – Anti-Jam (L-R) .....	1
29	WS-010-26	Washer .....	1
30	RR-012-04	Ring – Retaining 5133 .....	1
31	00-476528	Sprocket – Roller Chain .....	1
32	00-476706	Key – Motor .....	1
33	00-476707	Spring .....	1
34	00-475817	Bracket – Switch (Anti-Jam) (Previous Construction) .....	1
35	NS-031-08	Stop Nut 8-32 Hex (SST) .....	2
36	00-892484	Bracket – Switch (Anti-Jam) (Current Construction) .....	1
37	SC-120-31	Mach. Screw 8-32 x <sup>1</sup> / <sub>2</sub> Pan Hd. ....	2
38	WS-028-21	Washer .....	2
39	00-475560	Switch – Anti-Jam .....	1
40	SC-041-20	Cap Screw <sup>5</sup> / <sub>16</sub> -18 x <sup>2</sup> / <sub>16</sub> Hex Hd. (SST) ..	4
41	WS-017-01	Washer (SST) .....	4
42	WL-006-23	Lockwasher <sup>5</sup> / <sub>16</sub> Helical (SST) .....	4
43	NS-015-11	Nut <sup>5</sup> / <sub>16</sub> -18 Hex (SST) .....	4
44	00-475504-00001	Motor – Conveyor Drive .....	1
	00-476742-00001	Cable Assy. – Conveyor Motor 5 Ft. & 7 Ft. Unload .....	1
	00-476742-00006	Cable Assy. – Conveyor Motor 9 Ft. & 11 Ft. Unload .....	1
	00-476745-00013	Cable Assy. – Conveyor Jam Switch 5 Ft. & 7 Ft. Unload .....	1
	00-476745-00016	Cable Assy. – Conveyor Jam Switch 9 Ft. & 11 Ft. Unload .....	1



**BLOWER DRYER UNIT  
(PREVIOUS CONSTRUCTION)**

**BLOWER DRYER UNIT  
(PREVIOUS CONSTRUCTION)**

ILLUS.	PART NO.	NAME OF PART	AMT.
PL-55243			
1	00-476380	Chamber – Expansion .....	1
2	00-476307	Bracket – Side Support .....	1
3	00-748129	Retainer – Offset (Heat Box) .....	1
4	00-476662	Plate – Nut Brace .....	1
5	00-476680	Retainer – Offset (Heat Box, Long) .....	1
6	00-748129	Retainer – Offset (Heat Box) .....	1
7	00-476661	Brace – Cross (R-L) .....	1
8	00-748123	Brace – Cross (L-R) .....	1
9	00-476308-00001	Cover – Conduit (Electric Blower Dryer, R-L) .....	1
10	00-476308-00002	Cover – Conduit (Electric Blower Dryer, L-R) .....	1
11	00-476306	Frame Assy. (Blower Mounting) .....	1
12	00-476307	Bracket – Side Support .....	1
13	00-748082	Bracket – Dryer Cover .....	1
14	00-748075	Support – Blower .....	1
15	SC-041-32	Cap Screw <sup>3</sup> / <sub>8</sub> -16 x 1 <sup>1</sup> / <sub>2</sub> Hex Hd. ....	4
16	WS-006-44	Washer .....	8
17	WL-006-28	Lockwasher <sup>3</sup> / <sub>8</sub> Medium .....	4
18	NS-015-13	Nut <sup>3</sup> / <sub>8</sub> -16 Hex (SST) .....	4
19	00-476667-00001	Bracket – Stiffener (R-L) .....	1
20	00-476667-00002	Bracket – Stiffener (L-R) .....	1

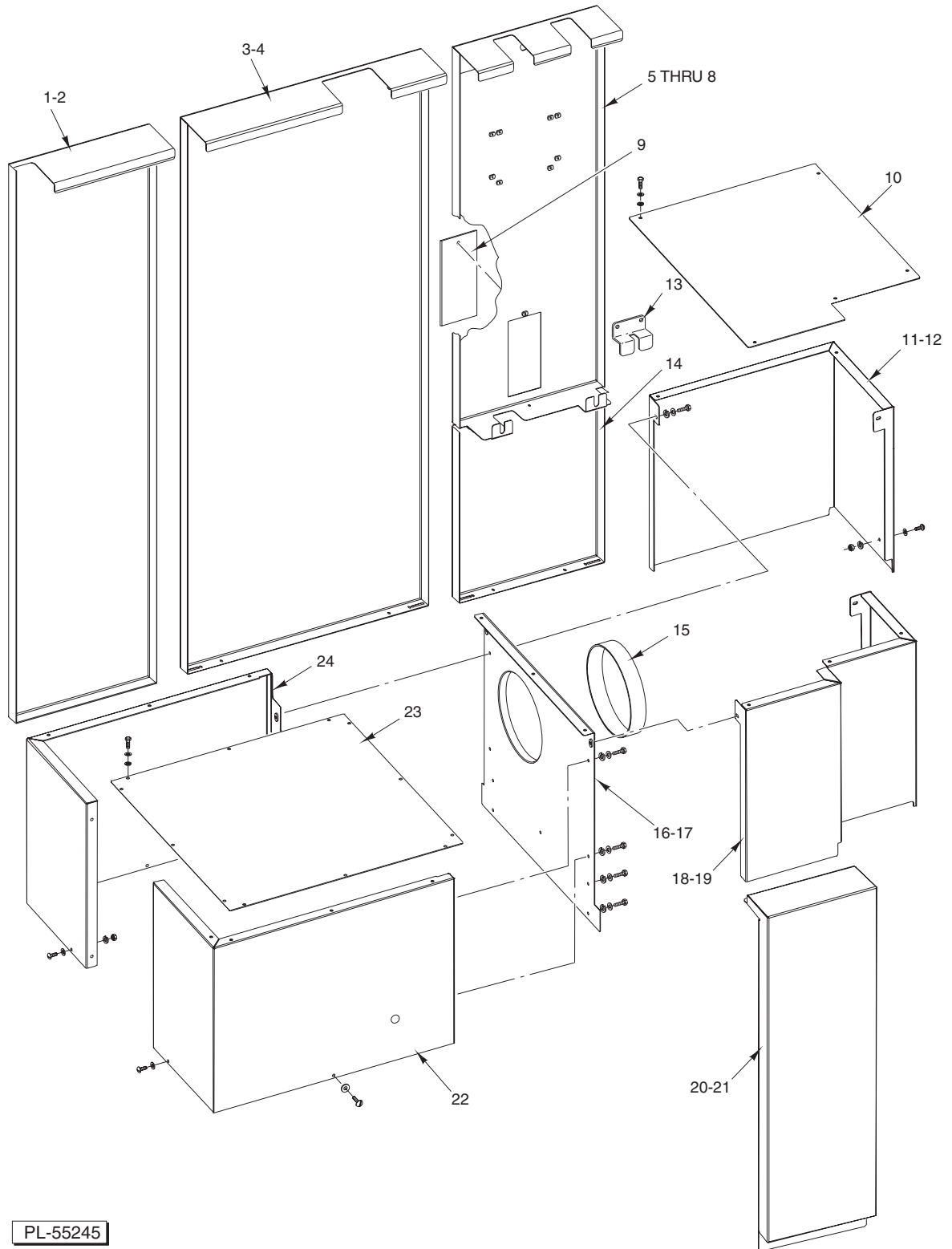


**PLENUM, DEFLECTOR, TRACKS, AND DOORS**

**PLENUM, DEFLECTOR, TRACKS, AND DOORS**

ILLUS.	PART NO.	NAME OF PART	AMT.
PL-55244			
1	00-476212-00004	Door Assy. (34 In.) (Standard Height) (Incls. Items 3 & 6)	1
2	00-476205-00004	Door Assy. (34 In.) (6 In. Higher Than Standard) (Incls. Items 3 & 7)	1
3	00-476206-00002	Handle 34 In. Door	1
4	NS-015-01	Nut 1/4-20 Hex (SST)	8
5	WL-006-17	Lockwasher 1/4 Medium	8
6	00-476197-00003	Guide – Door (Full Door) (Standard Height)	2
7	00-476197-00004	Guide – Door (Full Door) (6 In. Higher Than Standard)	2
8	00-476904-00004	Guide – Door (Split Upper Door) (Standard Height)	2
9	00-476904-00005	Guide – Door (Split Upper Door) (6 In. Higher Than Standard)	2
10	00-476904-00006	Guide – Door (Split Lower Door)	2
11	00-012114	Pin	2
12	PC-005-02	Cotter Pin 1/16 x 1/2 (SST)	2
13	00-476978-00002	Catch (34 In. Split Door, Lower)	1
14	00-748221	Handle (Split Door, Lower)	1
15	SC-041-14	Cap Screw 5/16-18 x 1 1/8 Hex Hd. (SST)	2
16	WS-017-08	Washer	2
17	WL-006-23	Lockwasher 5/16 Medium (SST)	2
18	00-476939-00002	Split Door Assy. (34 In.) Lower (Incls. Items 3 & 10)	1
19	00-476892-00004	Split Door Assy. (34 In.) Upper (Incls. Items 3 & 8)	1
20	00-476422-00001	Retainer – Guide (22 Lg.) (6 In. Higher Than Standard)	2
21	00-476422-00002	Retainer – Guide (16 Lg.) (Standard Height)	2
22	00-476421-00002	Guide – Door (Standard Height)	2
23	00-476421-00001	Guide – Door (6 In. Higher Than Standard)	2
24	SC-041-05	Cap Screw 1/4-20 x 5/8 Hex Hd. (SST)	8
25	WL-006-17	Lockwasher 1/4 Medium	8
26	00-290159	Retainer – Magnet	1
27	00-476872	Bracket Magnet	1
28	00-290160	Magnet	1
29	SC-115-26	Mach. Screw 6-32 x 5/16 Pan Hd.	4
30	NS-031-50	Stop Nut 6-32 Hex (SST)	4
31	00-476208-00002	Seal 34 In. Door	1
32	SC-041-50	Cap Screw 1/4-20 x 1/2 Hex Hd.	5
33	WL-006-17	Lockwasher 1/4 Medium	5
34	00-476164-00002	Lid Assy. (Chamber 25 In.)	1
35	00-748024	Label – No Step	2
36	00-476165-00002	Lid Assy. Chamber (Dual Rinse) 34 Ft.	1
37	00-749503	Bracket – Spring Spool	3
38	00-476270	Plate – Spring Protector	3
39	00-476269	Plate – Spring Guide	3
40	00-475784	Pin – Axle (Spring Spool)	3
41	00-066233	Retainer – Clip Support	AR
42	00-476265-00001	Spring Assy. – Door (Note Dash Number on End Plate) (Split Door)	3
43	00-476265-00002	Spring Assy. – Door (Note Dash Number on End Plate) (Full Door)	3
44	00-476267	Bracket – Door Spring Mounting	3
45	00-476325	Track Assy. (Rear, 66 In.) (L-R & R-L, Full or Split Door)	1
46	00-476325-00002	Track Assy. (Front, R-L, 66 In.) (Full Door)	1
47	00-476325-00003	Track Assy. (Front, L-R, 66 In.) (Full Door)	1
48	00-748001-00001	Track Assy. (Front, R-L, 66 In.) (Split Door)	1
49	00-748001-00002	Track Assy. (Front, L-R, 66 In.) (Split Door)	1
50	00-748698	Plenum – Dryer	1
51	00-748315	Guide – Deflector (Dryer, Rear)	1
52	00-476579	Deflector Assy. – Dryer	2
53	00-748323	Stop – Deflector	2
54	00-748314	Guide – Deflector (Dryer, Front)	1
	00-109920	Label – Short Curtain	1



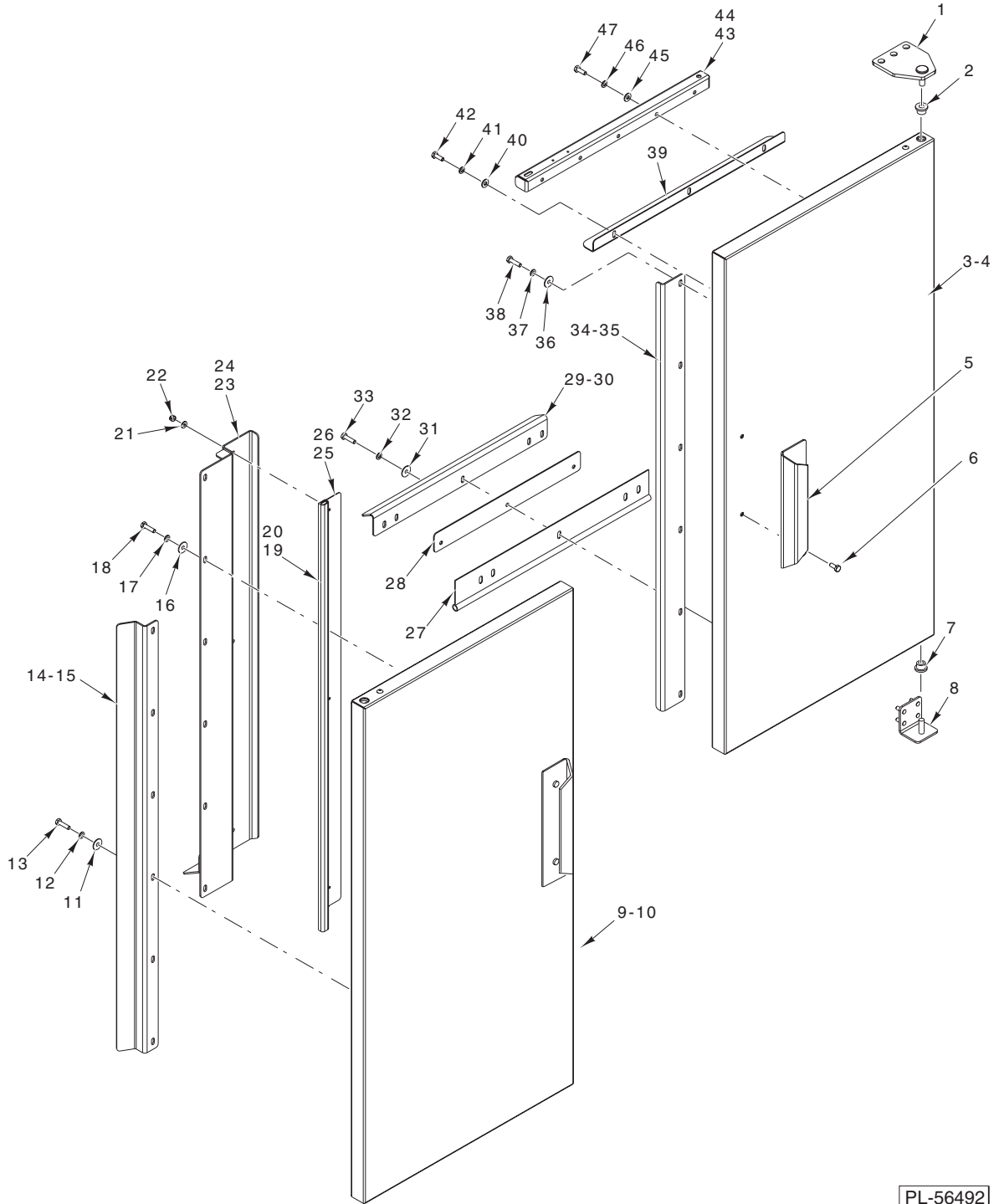


PL-55245

**PANELS (DRYER)**

**PANELS (DRYER)**

ILLUS.	PART NO.	NAME OF PART	AMT.
PL-55245			
1	00-476886-00006	Panel – Unload (Standard Height) .....	1
2	00-476886-00002	Panel – Unload (6 In. Higher Than Standard) .....	1
3	00-476888-00002	Panel – Wash (Standard Height) .....	1
4	00-476888-00001	Panel – Wash (R-L) (6 In. Higher Than Standard) .....	1
5	00-748128-00004	Panel – Dispenser Unload (R-L) (Standard Height) (Previous Construction) .....	1
6	00-748128-00002	Panel – Dispenser Unload (L-R) (Standard Height) (Previous Construction) .....	1
7	00-748128-00002	Panel – Dispenser Unload (Standard Height) (Current Construction) .....	1
8	00-748128-00001	Panel – Dispenser Unload (6 In. Higher Than Standard) (Current Construction) .....	1
9	00-476353	Cover – Hole (Detergent) .....	1
10	00-748098	Cover – Dryer (Previous Construction) .....	1
11	00-748097-00001	Panel – Cover (R-L Rear) (Previous Construction) .....	1
12	00-748097-00002	Panel – Cover (L-R Rear) (Previous Construction) .....	1
13	00-476767	Spacer – Panel (Dryer) .....	1
14	00-476358	Panel – Rear (Lower) .....	1
15	00-289741	Seal – Fan .....	1
16	00-476262	Panel – Blower Intake (R-L) (Previous Construction) .....	1
17	00-476262-00002	Panel – Blower Intake (L-R) (Previous Construction) .....	1
18	00-748096-00001	Panel – Cover (R-L Front) (Previous Construction) .....	1
19	00-748096-00002	Panel – Cover (L-R Front) (Previous Construction) .....	1
20	00-748257-00001	Cover – Dryer (Front) (Standard Height) (Previous Construction) .....	1
21	00-748257-00002	Cover – Dryer (Front) (6 In. Higher Than Standard) (Previous Construction) .....	1
22	00-476261-00002	Panel – Cover (R-L Front) (L-R Rear) (Previous Construction) .....	1
23	00-476235	Lid – Blower Dryer Chamber (Previous Construction) .....	1
24	00-476261-00001	Panel – Cover (R-L Rear) (L-R Front) (Previous Construction) .....	1

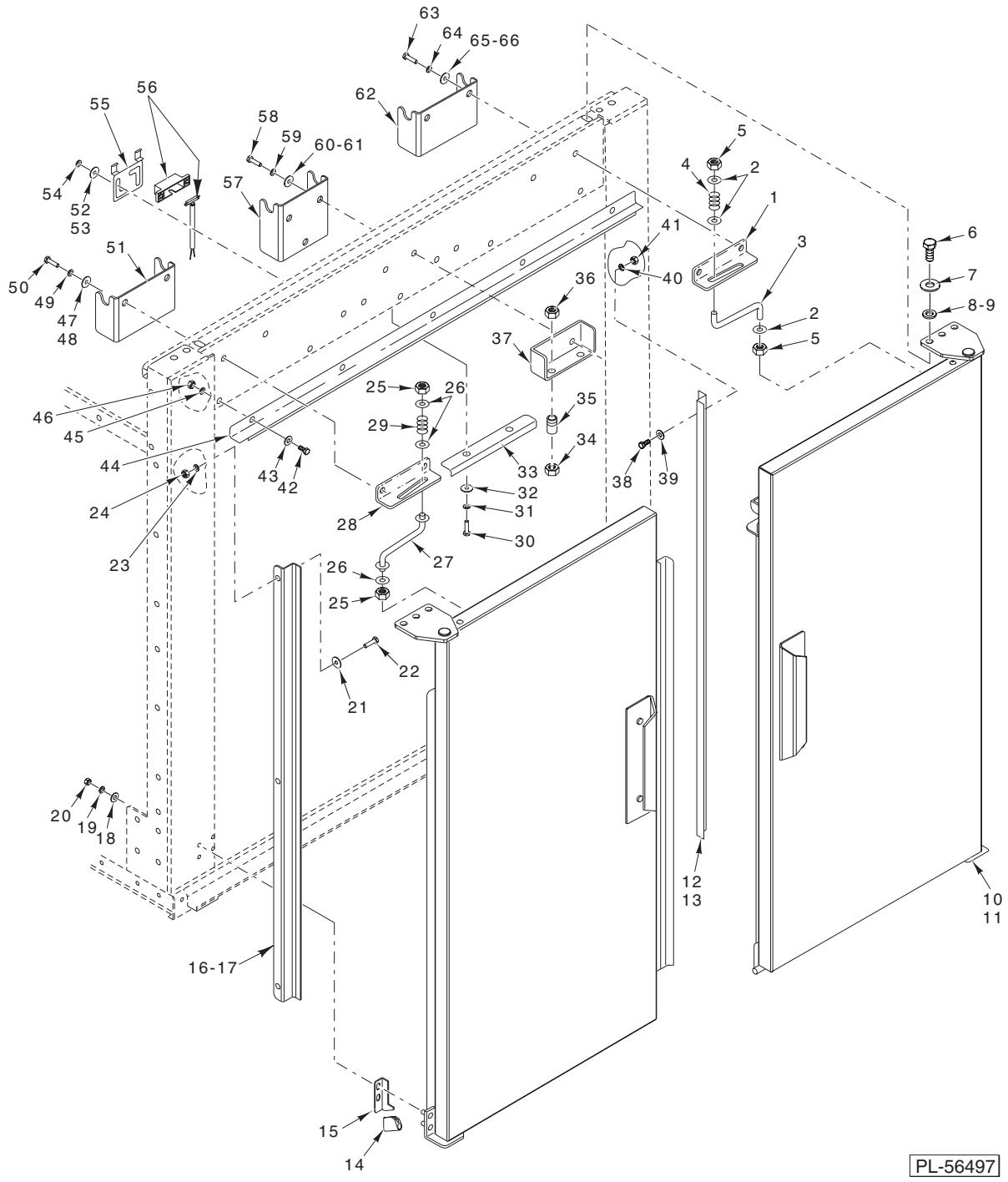


PL-56492

**HINGED DOORS  
(DUAL RINSE AND BLOWER DRYER)**

**HINGED DOORS  
(DUAL RINSE AND BLOWER DRYER)**

ILLUS. PL-56492	PART NO.	NAME OF PART	AMT.
1	00-892184	Plate – Top Hinge Weldment .....	2
2	00-892210	Bearing – Door Hinge .....	2
3	00-892229-00002	Door Assy. (RH) (Standard Height) (Incls. Items 5, 6, 7, 11 thru 14, 27 28, 30 thru 34, 36 thru 42, & 44 thru 47) .....	1
4	00-892361-00002	Door Assy. (RH) (6 In. Higher Than Standard) (Incls. Items 5, 6, 7, 11 thru 14, 27, 28, 30 thru 33, 35 thru 42, & 44 thru 47) .....	1
5	00-892214	Handle – Door .....	1
6	SC-041-05	Cap Screw 1/4-20 x 5/8 Hex Hd. (SST) .....	4
7	00-892210	Bearing – Door Hinge .....	2
8	00-892185	Bracket – Bottom Hinge Weldment .....	2
9	00-892230-00002	Door Assy. (LH) (Standard Height) (Incls. Items 5, 6, 7, 15 thru 18, 20, 21, 22, 24, 26 thru 29, 31, 32, 33, 39 thru 43, 45, 46, & 47) .....	1
10	00-892362-00002	Door Assy. (LH) (6 In. Higher Than Standard) (Incls. Items 5, 6, 7, 14, 16 thru 19, 21 22, 23, 25, 27, 28, 29, 31, 32, 33, 39 thru 42, 45, 46, & 47) .....	1
11	WS-003-47	Washer (SST) .....	AR
12	WL-006-17	Lockwasher 1/4 Helical (SST) .....	AR
13	SC-041-01	Cap Screw 1/4-20 x 3/4 Hex Hd. (SST) .....	AR
14	00-892196-00001	Deflector – Door Side (Standard Height) .....	2
15	00-892196-00002	Deflector – Door Side (6 In. Higher Than Standard) .....	2
16	WS-003-47	Washer (SST) .....	AR
17	WL-006-17	Lockwasher 1/4 Helical (SST) .....	AR
18	SC-041-01	Cap Screw 1/4-20 x 3/4 Hex Hd. (SST) .....	AR
19	00-892215-00001	Gasket – Door Vertical (Standard Height) .....	1
20	00-892215-00002	Gasket – Door Vertical (6 In. Higher Than Standard) .....	1
21	WS-019-20	Washer (SST) .....	3
22	NS-031-15	Stop Nut 10-24 Hex ESNA Special (SST) .....	3
23	00-892588-00001	Overlap – Door Weldment (Standard Height) .....	1
24	00-892588-00002	Overlap – Door Weldment (6 In. Higher Than Standard) .....	1
25	00-892585-00001	Retainer – Door Seal (Standard Height) .....	1
26	00-892585-00002	Retainer – Door Seal (6 In. Higher Than Standard) .....	1
27	00-892211-00002	Gasket – Lower Door .....	2
28	00-892213-00002	Plate – Lower Seal Spacer .....	2
29	00-892199-00002	Seal – Lower Door (LH) .....	1
30	00-892200-00002	Seal – Lower Door (RH) .....	1
31	WS-003-47	Washer (SST) .....	10
32	WL-006-17	Lockwasher 1/4 Helical (SST) .....	10
33	SC-041-02	Cap Screw 1/4-20 x 1 Hex Hd. (SST) .....	10
34	00-892198-00001	Seal – Door Overlap (Standard Height) .....	1
35	00-892198-00002	Seal – Door Overlap (6 In. Higher Than Standard) .....	1
36	WS-003-47	Washer (SST) .....	AR
37	WL-006-17	Lockwasher 1/4 Helical (SST) .....	AR
38	SC-041-01	Cap Screw 1/4-20 x 3/4 Hex Hd. (SST) .....	AR
39	00-892189-00002	Bracket – Upper Door Seal .....	2
40	WS-017-06	Washer (SST) .....	4
41	WL-006-17	Lockwasher 1/4 Helical (SST) .....	4
42	SC-041-01	Cap Screw 1/4-20 x 3/4 Hex Hd. (SST) .....	4
43	00-892231-00001	Bracket – Door Catch (LH) .....	1
44	00-892231-00002	Bracket – Door Catch (RH) .....	1
45	WS-017-06	Washer (SST) .....	6
46	WL-006-17	Lockwasher 1/4 Helical (SST) .....	6
47	SC-041-01	Cap Screw 1/4-20 x 3/4 Hex Hd. (SST) .....	6



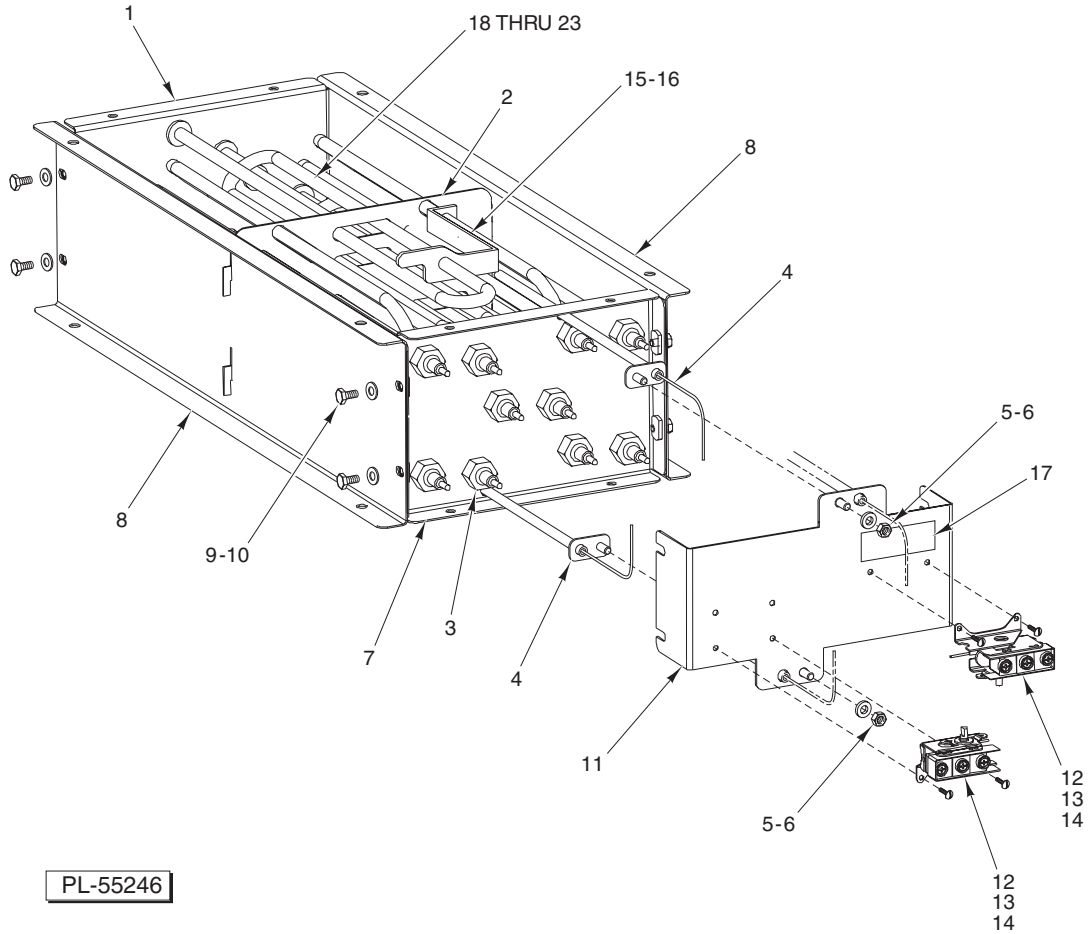
PL-56497

**HINGED DOOR ATTACHMENT  
(UNLOAD AND DUAL RINSE SECTIONS)**

ILLUS.	PART NO.	NAME OF PART	AMT.
PL-56497			
1	00-892208	Bracket – Slide Door Stop (RH) .....	1
2	WS-017-01	Washer (SST) .....	3
3	00-892207-00002	Rod – Door Stop Wldt. ....	1
4	SL-005-14	Spring – Loading .....	1

**HINGED DOOR ATTACHMENT  
(UNLOAD AND DUAL RINSE SECTIONS) (Cont.)**

ILLUS. PL-56497	PART NO.	NAME OF PART	AMT.
5	NS-031-29	Stop Nut <sup>5</sup> / <sub>16</sub> -18 Special (SST) .....	2
6	SC-041-17	Cap Screw <sup>5</sup> / <sub>16</sub> -18 x 1 1/2 Hex Hd. (SST) .....	6
7	WS-017-01	Washer (SST) .....	12
8	WL-006-23	Lockwasher <sup>5</sup> / <sub>16</sub> Helical .....	6
9	NS-015-11	Nut <sup>5</sup> / <sub>16</sub> -18 Hex (SST) .....	6
10	00-892497	Gasket – Lower Door (Corner) .....	1
11	00-892436-00001	Seal – Chamber Opening (Lower RH) .....	1
12	00-892190-00001	Bracket – Seal (Chamber Opening) (Standard Height) .....	1
13	00-892190-00002	Bracket – Seal (Chamber Opening) (6 In. Higher Than Standard) .....	1
14	00-892497	Gasket – Lower Door (Corner) .....	1
15	00-892436-00002	Seal – Chamber Opening (Lower LH) .....	1
16	00-892190-00001	Bracket – Seal (Chamber Opening) (Standard Height) .....	1
17	00-892190-00002	Bracket – Seal (Chamber Opening) (6 In. Higher Than Standard) .....	1
18	WS-017-06	Washer (SST) .....	8
19	WL-006-17	Lockwasher 1/4 Helical (SST) .....	8
20	NS-015-01	Nut 1/4-20 Hex (SST) .....	8
21	WS-017-06	Washer (SST) .....	3
22	SC-041-05	Cap Screw 1/4-20 x 5/8 Hex Hd. (SST) .....	3
23	WL-006-17	Lockwasher 1/4 Helical .....	3
24	NS-015-01	Nut 1/4-20 Hex (SST) .....	3
25	NS-031-29	Stop Nut <sup>5</sup> / <sub>16</sub> -18 Special (SST) .....	2
26	WS-017-01	Washer (SST) .....	3
27	00-892207-00002	Rod – Door Stop Wldt. .....	1
28	00-892208-00002	Bracket – Slide Door Stop (LH) .....	1
29	SL-005-14	Spring – Loading .....	1
30	NS-015-01	Nut 1/4-20 Hex (SST) .....	2
31	WL-006-17	Lockwasher 1/4 Helical (SST) .....	2
32	WS-017-06	Washer (SST) .....	2
33	00-892589	Deflector – Chamber Top .....	1
34	NS-048-44	Jam Nut 3/8-24 Hex (SST) .....	2
35	00-324221	Catch – Door .....	2
36	NS-048-44	Jam Nut 3/8-24 Hex (SST) .....	2
37	00-892195	Support – Door Catch .....	1
38	SC-041-05	Cap Screw 1/4-20 x 5/8 Hex Hd. (SST) .....	3
39	WS-017-06	Washer (SST) .....	3
40	WL-006-17	Lockwasher <sup>5</sup> / <sub>16</sub> Helical .....	3
41	NS-015-01	Nut 1/4-20 Hex (SST) .....	3
42	SC-041-05	Cap Screw 1/4-20 x 5/8 Hex Hd. (SST) .....	5
43	WS-017-06	Washer (SST) .....	5
44	00-892188-00001	Bracket – Seal .....	1
45	WL-006-17	Lockwasher 1/4 Helical .....	5
46	NS-015-01	Nut 1/4-20 Hex (SST) .....	5
47	WL-006-23	Lockwasher <sup>5</sup> / <sub>16</sub> Helical .....	2
48	NS-015-11	Nut <sup>5</sup> / <sub>16</sub> -18 Hex (SST) .....	2
49	WS-017-01	Washer (SST) .....	4
50	SC-041-11	Cap Screw <sup>5</sup> / <sub>16</sub> -18 x 3/4 Hex Hd. (SST) .....	2
51	00-892209	Plate – Door Stop Reinforcement .....	1
52	WL-006-17	Lockwasher 1/4 Helical (Dual Rinse Only) .....	4
53	NS-015-01	Nut 1/4-20 Hex (SST) (Dual Rinse Only) .....	4
54	WS-017-06	Washer (SST) (Dual Rinse Only) .....	4
55	00-748124	Bracket – Magnet Adjustable (Dual Rinse Only) .....	2
56	00-476725-00035	Switch – Interlock (FT900W) (Dual Rinse Only) .....	1
57	00-892204	Latch – Reinforcement (Chamber) .....	1
58	SC-041-11	Cap Screw <sup>5</sup> / <sub>16</sub> -18 x 3/4 Hex Hd. (SST) .....	2
59	WS-017-01	Washer (SST) .....	4
60	WL-006-23	Lockwasher <sup>5</sup> / <sub>16</sub> Helical .....	2
61	NS-015-11	Nut <sup>5</sup> / <sub>16</sub> -18 Hex (SST) .....	2
62	00-892209	Plate – Door Stop Reinforcement .....	1
63	SC-041-05	Cap Screw 1/4-20 x 5/8 Hex Hd. (SST) .....	2
64	WS-017-06	Washer (SST) .....	4
65	WL-006-17	Lockwasher 1/4 Helical .....	2
66	NS-015-11	Nut <sup>5</sup> / <sub>16</sub> -18 Hex (SST) .....	2

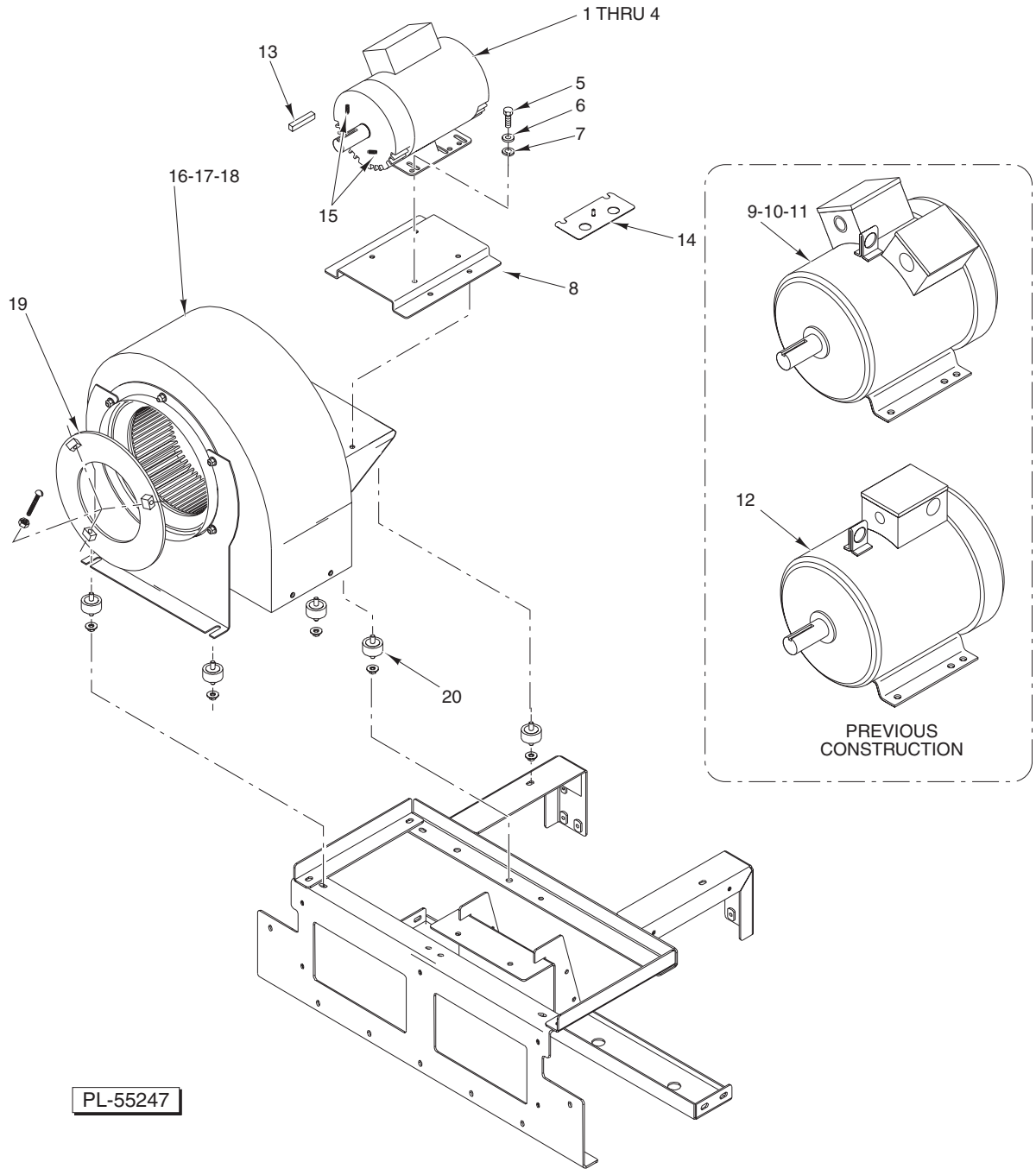


**HEATER (ELECTRIC DRYER)**

**HEATER (ELECTRIC DRYER)**

ILLUS.	PART NO.	NAME OF PART	AMT.
PL-55246			
1	00-476244	Bracket – Mounting (4 Element) .....	1
2	00-476381	Plate – Element Spacer .....	1
3	NS-015-17	Mach. Nut 5/8-11 Hex .....	18
4	00-748108-00001	Tube – Thermostat .....	2
5	WL-006-17	Lockwasher 1/4 Medium .....	2
6	NS-015-01	Nut 1/4-20 Hex (SST) .....	2
7	00-476243	Bracket – Mounting (5 Element) .....	1
8	00-476255-00001	Bracket – Side Mounting .....	2
9	SC-041-50	Cap Screw 1/4-20 x 1/2 Hex Hd. ....	8
10	WS-017-06	Washer .....	8
11	00-748112	Bracket – Thermostat .....	1
12	00-294681-026-1	Thermostat – Electric Blower Dryer .....	2
13	SC-021-08	Mach. Screw 6-32 x 3/8 Rd. Hd. (SST) .....	4
14	NS-031-50	Stop Nut 6-32 Hex (SST) .....	4
15	00-749619	Bracket – Spacer Capillary Tube .....	1
16	00-074348	Speed Nut 10-24 .....	1
17	0F-034002	Label – Thermostat (Dryer) .....	1
18	00-289745-00001	Heater – Air (200/60/3) .....	AR
19	00-289745-00002	Heater – Air (230/60/3) .....	AR
20	00-289745-00003	Heater – Air (460/60/3) .....	AR
21	00-289745-00004	Heater – Air (600 V.) .....	AR
22	00-289745-00005	Heater – Air (380 V.) .....	AR
23	00-289745-00006	Heater – Air (415 V.) .....	AR



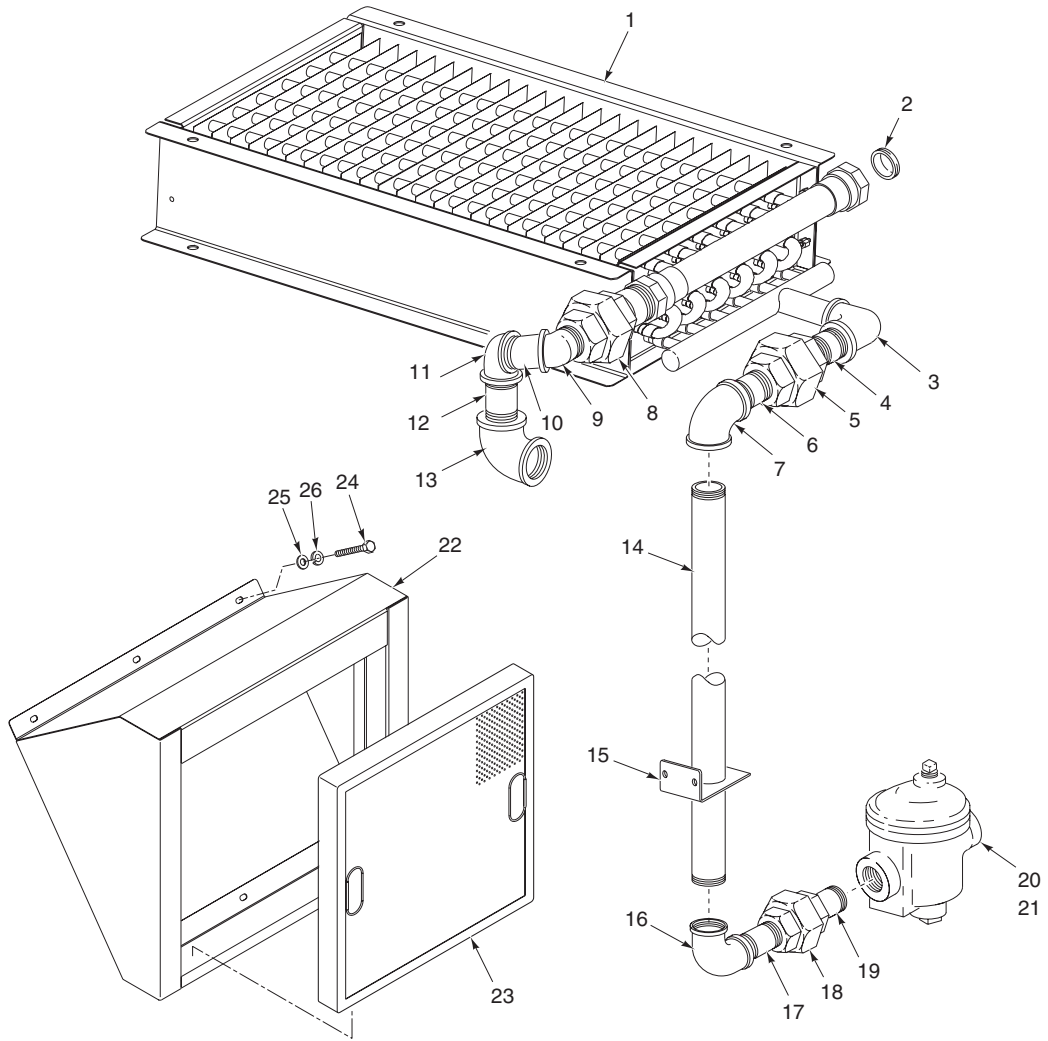


**MOTOR – BLOWER DRYER  
(PREVIOUS CONSTRUCTION)**

**MOTOR – BLOWER DRYER  
(PREVIOUS CONSTRUCTION)**

ILLUS. PL-55247	PART NO.	NAME OF PART	AMT.
1	00-892800-00001	Motor – Blower (200-230/460/60/3) (2 Hp.)	1
2	00-892800-00002	Motor – Blower (190-240/380-480/50/3) (2 Hp.)	1
3	00-892800-00003	Motor – Blower (575/60/3) (2 Hp.)	1
4	00-892800-00004	Motor – Blower (380/60/3) (2 Hp.)	1
5	SC-041-29	Cap Screw <sup>3</sup> / <sub>8</sub> -16 x <sup>7</sup> / <sub>8</sub> Hex Hd. (SST) (Use With Items 1 thru 4)	8
6	WS-006-44	Washer (SST) (Use With Items 1 thru 4)	8
7	WL-006-28	Lockwasher <sup>3</sup> / <sub>8</sub> Helical (SST) (Use With Items 1 thru 4)	8
8	00-892797	Bracket – Motor Support (2 Hp.)	1
*9	00-748700-00001	Motor – Blower (208-230/460/60/3) (3 Hp.) (Previous Construction)	1
*10	00-748700-00002	Motor – Blower (200-240/380-415/50/3) (3 Hp.) (Previous Construction)	1
*11	00-748700-00004	Motor – Blower (380/60/3) (3 Hp.) (Previous Construction)	1
*12	00-748700-00003	Motor – Blower (575/60/3) (3 Hp.) (Previous Construction)	1
13	00-012430-00173	Key <sup>1</sup> / <sub>4</sub> Sq. x 2 <sup>1</sup> / <sub>4</sub> Lg.	1
14	00-748246	Bracket – Cord	1
15	SC-047-35	Set Screw <sup>5</sup> / <sub>16</sub> -18 x <sup>1</sup> / <sub>2</sub> Hdls., Cup Pt.	2
16	00-748050-00002	Blower Housing Assy.	1
17	00-748050-00003	Blower Impeller (Steam)	1
18	00-748050-00004	Blower Impeller (Electric)	1
19	00-748747	Plate – Orifice	1
20	00-748021-00001	Bushing – Blower/Dryer	5
	00-476751-00014	Cable Assy. (Electric Blower Dryer Control)	1
	00-476742-00005	Cable Assy. (Blower Dryer Motor)	1
	00-476745-00020	Cable Assy. (Blower Dryer Motor Overload)	1
	FE-022-84	Strain Relief <sup>1</sup> / <sub>2</sub> NPT	2
	FE-024-88	Lock Nut – Electric <sup>1</sup> / <sub>2</sub> (Nylon)	2
	FE-024-59	Connector Straight (Non-Metallic) Sealtite (1 Male)	1
	FE-024-63	Connector 45 Deg. (Non-Metallic) Sealtite (1 Male)	1

\*Obsolete Part Number. For Replacement, Use Items 1 thru 8.



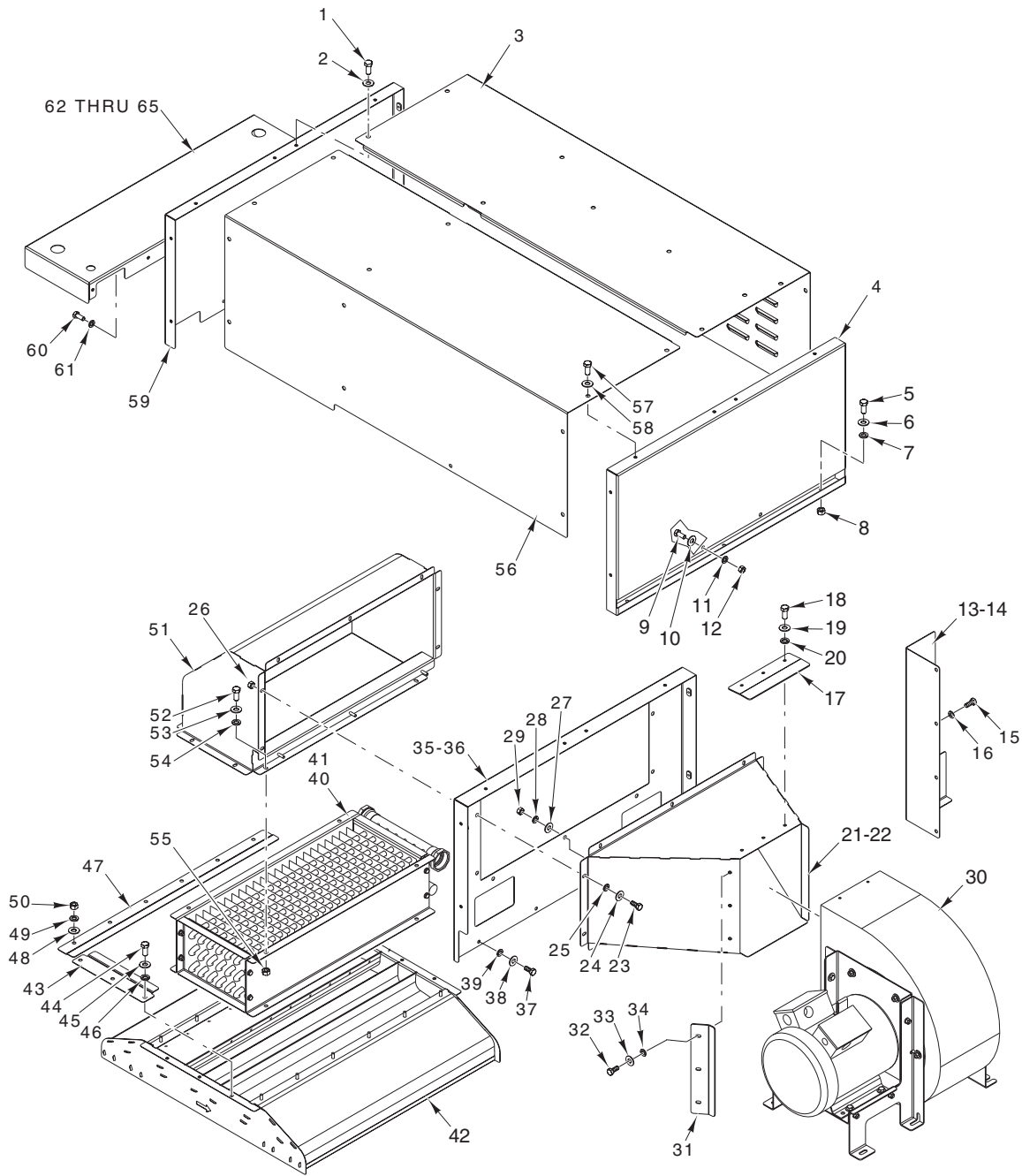
PL-55248

**HEATER (STEAM DRYER)  
(PREVIOUS CONSTRUCTION)**

**HEATER (STEAM DRYER)  
(PREVIOUS CONSTRUCTION)**

ILLUS. PL-55248	PART NO.	NAME OF PART	AMT.
1	00-476294	Coil Assy. – Steam Heat .....	1
2	FP-089-04	Plug – Pipe 1½ .....	1
3	FP-013-27	Elbow – Pipe 1 x 90 Deg. ....	1
4	FP-059-41	Pipe 1 x 1¾ TBE .....	1
5	FP-022-23	Union 1 In. ....	1
6	FP-059-41	Pipe 1 x 1¾ TBE .....	1
7	FP-013-27	Elbow – Pipe 1 x 90 Deg. ....	1
8	FP-088-94	Union – Pipe 1½ NPT (Ground Seat) .....	1
9	FP-088-92	Elbow – Pipe 1½ x 45 Deg. ....	1
10	FP-036-36	Pipe 1½ x 2.000 .....	1
11	FP-013-37	Elbow – Pipe 1½ x 90 Deg. ....	1
12	FP-067-19	Pipe 1½ x 2.000 .....	1
13	FP-013-37	Elbow – Pipe 1½ x 90 Deg. ....	1
14	FP-059-29	Pipe 1 x 53 TBE .....	1
15	00-476679	Bracket – Pipe Holder .....	1
16	FP-079-97	Elbow – Reducing 90 Deg. x 1 to ¾ .....	1
17	FP-036-95	Nipple ¾ x 2 TBE .....	1
18	FP-022-17	Union ¾ (Grd. Seat) .....	1
19	FP-036-95	Nipple ¾ x 2 TBE .....	1
20	00-118316	Steam Trap (0-20 PSI) .....	1
21	00-118317	Steam Trap (21-50 PSI) .....	1
22	00-749061	Housing – Filter Weldment .....	1
23	00-749224	Filter – Dryer .....	1
24	SC-041-10	Cap Screw 5/16-18 x 5/8 Hex Hd. ....	6
25	WS-017-01	Washer .....	6
26	WL-006-23	Lockwasher 5/16 Medium (SST) .....	6
	00-476877-00001	Valve – Steam 1½ In. (125 PSI) .....	1
	00-476878	Service Kit – 1½ In. Valve .....	1
	00-476757	Coil – Solenoid Valve (110-120 V.) .....	1

**FT900 DISHWASHER REPLACEMENT PARTS**



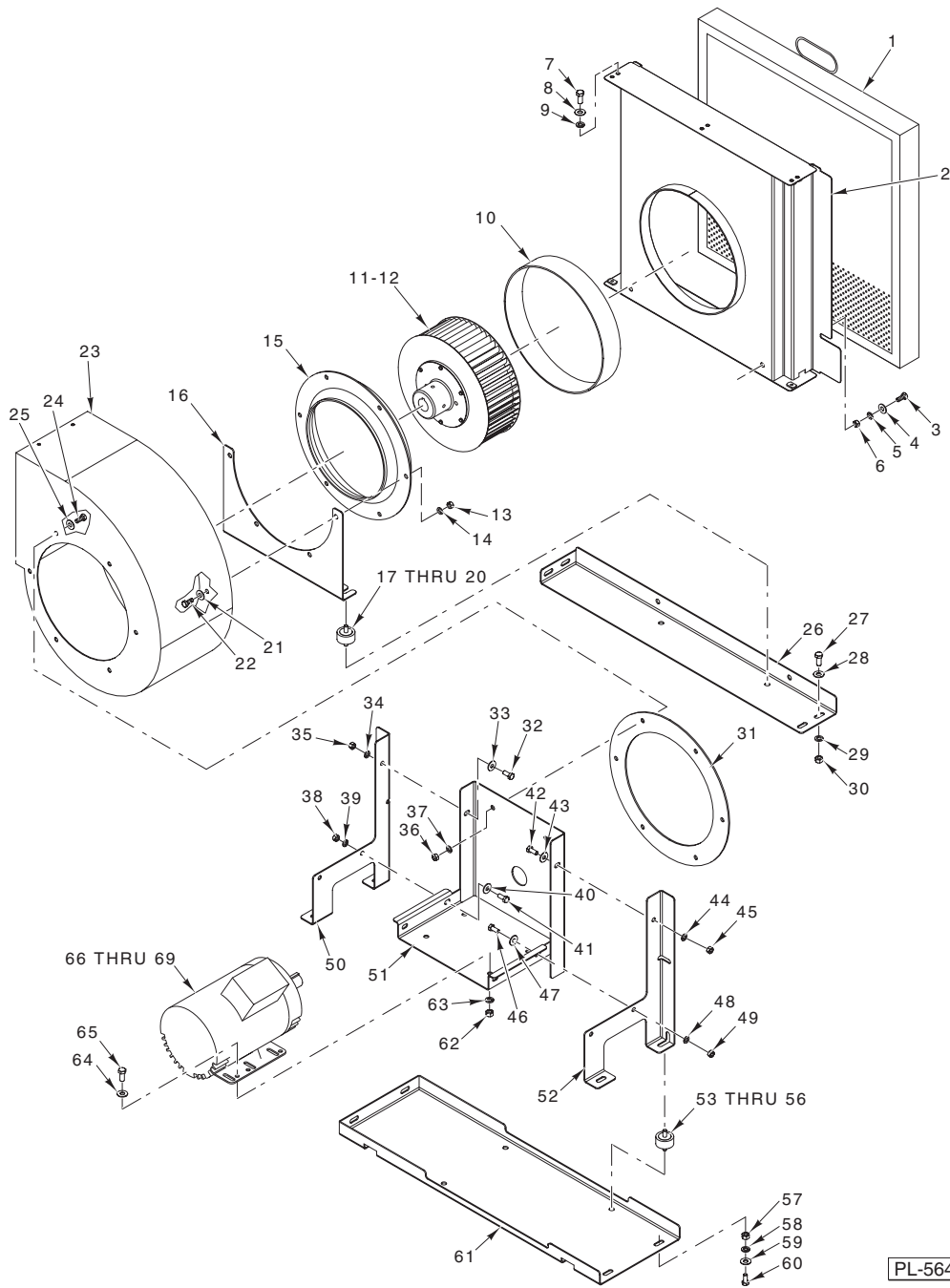
PL-56491

**LOW PROFILE BLOWER DRYER**

ILLUS.	PART NO.	NAME OF PART	AMT.
	PL-56491		
1	SC-041-05	Cap Screw 1/4-20 x 5/8 Hex Hd. (SST)	15
2	WS-017-06	Washer (SST)	15
3	00-892431	Cover – Dryer Inlet Side	1
4	00-892429	Panel – Exit Support	1
5	SC-041-05	Cap Screw 1/4-20 x 5/8 Hex Hd. (SST)	2
6	WS-017-06	Washer (SST)	2
7	WL-006-17	Lockwasher 1/4 Helical (SST)	2
8	NS-015-01	Nut 1/4-20 Hex (SST)	2

**LOW PROFILE BLOWER DRYER (Cont.)**

ILLUS.	PART NO.	NAME OF PART	AMT.
PL-56491			
9	SC-041-05	Cap Screw 1/4-20 x 5/8 Hex Hd. (SST)	3
10	WS-017-06	Washer (SST)	3
11	WL-006-17	Lockwasher 1/4 Helical (SST)	3
12	NS-015-01	Nut 1/4-20 Hex (SST)	3
13	00-892409-00001	Baffle – Chamber Inlet L-R	1
14	00-892409-00002	Baffle – Chamber Inlet R-L	1
15	SC-041-05	Cap Screw 1/4-20 x 5/8 Hex Hd. (SST)	5
16	WL-006-17	Lockwasher 1/4 Helical (SST)	5
17	00-892425	Bracket – Duct Top	1
18	SC-041-05	Cap Screw 1/4-20 x 5/8 Hex Hd. (SST)	3
19	WS-017-06	Washer (SST)	3
20	WL-006-17	Lockwasher 1/4 Helical (SST)	3
21	00-892415	Transition Weldmt. – Blower L-R	1
22	00-892420	Transition Weldmt. – Blower R-L	1
23	SC-041-05	Cap Screw 1/4-20 x 5/8 Hex Hd. (SST)	7
24	WS-017-06	Washer (SST)	14
25	WL-006-17	Lockwasher 1/4 Helical (SST)	7
26	NS-015-01	Nut 1/4-20 Hex (SST)	7
27	WS-017-06	Washer (SST)	3
28	WL-006-17	Lockwasher 1/4 Helical (SST)	3
29	NS-015-01	Nut 1/4-20 Hex (SST)	3
30	-	Motor – Blower (See Page 129)	1
31	00-892426	Bracket – Duct Side	1
32	SC-041-05	Cap Screw 1/4-20 x 5/8 Hex Hd. (SST)	3
33	WS-017-06	Washer (SST)	3
34	WL-006-17	Lockwasher 1/4 Helical (SST)	3
35	00-892410-00001	Support Duct – Dryer L-R	1
36	00-892410-00002	Support Duct – Dryer R-L	1
37	SC-041-05	Cap Screw 1/4-20 x 5/8 Hex Hd. (SST)	6
38	WS-017-06	Washer (SST)	6
39	WL-006-17	Lockwasher 1/4 Helical (SST)	6
40	-	Heat Exchanger – Steam (Shown) (See Page 125, Item 1)	1
41	-	Heat Exchanger – Electric (Not Shown) (See Page 121, Item 1)	1
42	00-748698	Plenum	1
43	00-748129	Retainer – Offset Heat Box	2
44	SC-041-05	Cap Screw 1/4-20 x 5/8 Hex Hd. (SST)	6
45	WS-017-06	Washer (SST)	6
46	WL-006-17	Lockwasher 1/4 Helical (SST)	6
47	00-476680	Bracket – Offset Retainer	1
48	WS-017-06	Washer (SST)	12
49	WL-006-17	Lockwasher 1/4 Helical (SST)	12
50	NS-015-01	Nut 1/4-20 Hex (SST)	12
51	00-892411	Duct – Blower Weldment	1
52	SC-041-05	Cap Screw 1/4-20 x 5/8 Hex Hd. (SST)	4
53	WS-017-06	Washer (SST)	4
54	WL-006-17	Lockwasher 1/4 Helical (SST)	4
55	NS-015-01	Nut 1/4-20 Hex (SST)	4
56	00-892430	Cover – Dryer (Blower Side)	1
57	SC-041-05	Cap Screw 1/4-20 x 5/8 Hex Hd. (SST)	12
58	WS-017-06	Washer (SST)	12
59	00-892428	Panel – Exit Support	1
60	SC-041-05	Cap Screw 1/4-20 x 5/8 Hex Hd. (SST)	5
61	WL-006-17	Lockwasher 1/4 Helical (SST)	5
62	00-892427	Cover – Top Inlet	1
63	SC-041-05	Cap Screw 1/4-20 x 5/8 Hex Hd. (SST)	2
64	WS-017-06	Washer (SST)	2
65	WL-006-17	Lockwasher 1/4 Helical (SST)	2



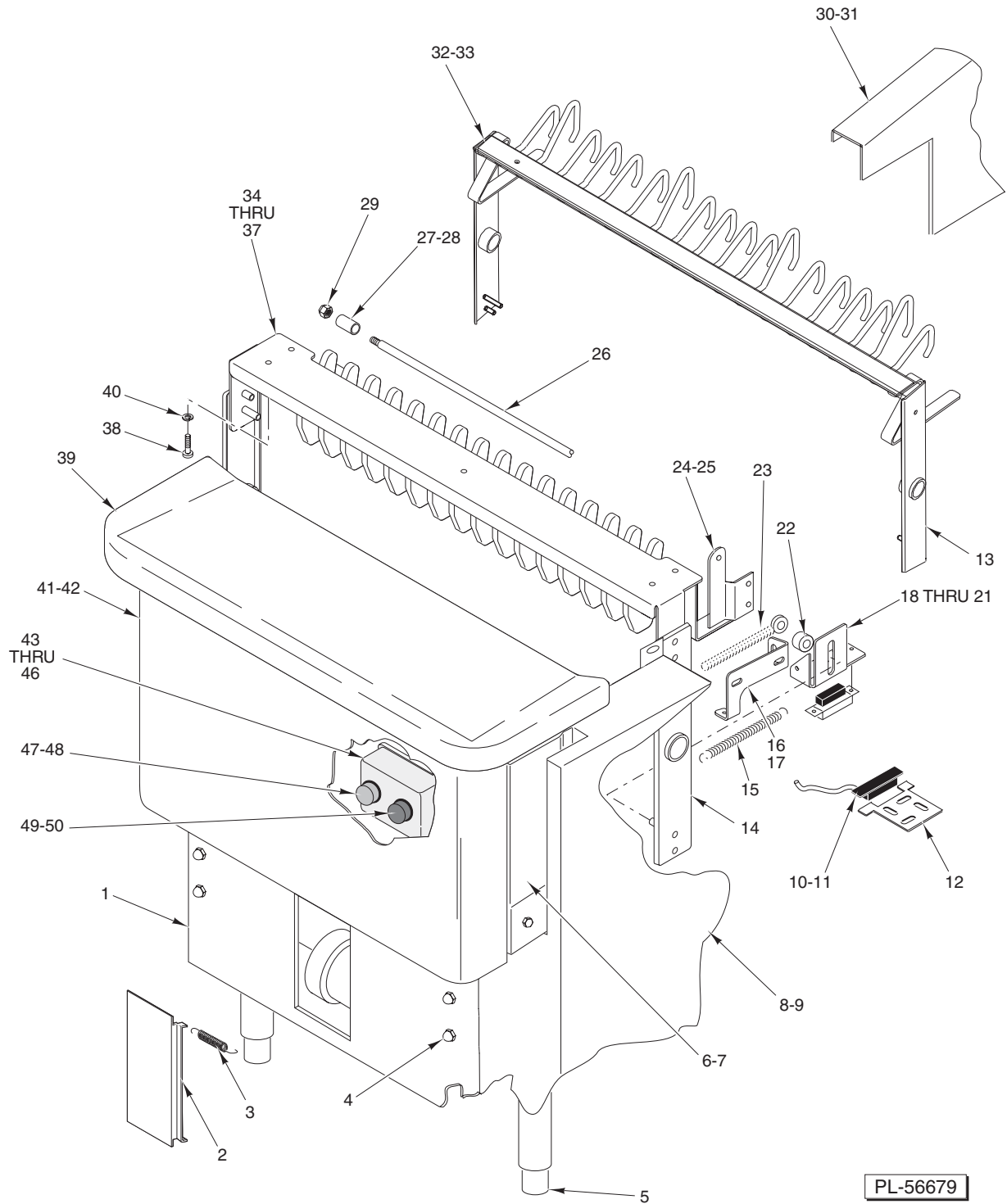
**BLOWER MOTOR  
(LOW PROFILE)**

ILLUS.	PART NO.	NAME OF PART	AMT.
1	00-749224	Filter – Dryer .....	1
2	00-892406	Inlet Weldment – Blower .....	1
3	SC-041-11	Cap Screw $\frac{5}{16}$ -18 x $\frac{3}{4}$ Hex Hd. (SST) .....	2
4	WS-017-01	Washer (SST) .....	2
5	WL-006-23	Lockwasher $\frac{5}{16}$ Helical (SST) .....	2
6	NS-015-11	Nut $\frac{5}{16}$ -18 Hex (SST) .....	2
7	SC-041-05	Cap Screw $\frac{1}{4}$ -20 x $\frac{5}{8}$ Hex Hd. (SST) .....	3

**BLOWER MOTOR  
(LOW PROFILE) (Cont.)**

ILLUS. PL-56490	PART NO.	NAME OF PART	AMT.
8	WS-017-06	Washer (SST) .....	3
9	WL-006-17	Lockwasher 1/4 Helical (SST) .....	3
10	00-289741	Seal – Fan .....	1
11	00-748050-00004	Impeller – Blower (60 Hz.) (Electric Heat) .....	1
12	00-748050-00003	Impeller – Blower (50/60 Hz., Steam Heat) (50 Hz., Electric Heat) .....	1
13	NS-015-01	Nut 1/4-20 Hex (SST) .....	4
14	WL-006-23	Lockwasher 5/16 Helical (SST) .....	4
15	00-748050-00001	Plate – Orifice .....	1
16	00-892398	Support – Blower .....	1
17	00-748021-00001	Bushing – Blower/Dryer .....	2
18	WS-017-01	Washer (SST) .....	2
19	WL-006-23	Lockwasher 5/16 Helical (SST) .....	2
20	NS-015-01	Nut 1/4-20 Hex (SST) .....	2
21	WS-017-01	Washer (SST) .....	4
22	SC-041-55	Cap Screw 5/16-20 x 3/4 Hex Hd. (SST) .....	4
23	00-748050-00001	Housing Assy. – Blower .....	1
24	SC-041-55	Cap Screw 5/16-20 x 3/4 Hex Hd. (SST) .....	2
25	WS-017-01	Washer (SST) .....	2
26	00-892396	Support Frame – Blower Front .....	1
27	SC-041-11	Nut 5/16-18 Hex (SST) .....	4
28	WS-017-01	Washer (SST) .....	8
29	WL-006-23	Lockwasher 5/16 Helical (SST) .....	4
30	NS-015-11	Nut 5/16-18 Hex (SST) .....	4
31	00-748050-00001	Gasket .....	1
32	SC-041-11	Cap Screw 5/16-18 x 3/4 Hex Hd. (SST) .....	2
33	WS-017-01	Washer (SST) .....	2
34	WL-006-23	Lockwasher 5/16 Helical (SST) .....	2
35	NS-015-11	Nut 5/16-18 Hex (SST) .....	2
36	NS-015-11	Nut 5/16-18 Hex (SST) .....	2
37	WL-006-23	Lockwasher 5/16 Helical (SST) .....	2
38	NS-015-11	Nut 5/16-18 Hex (SST) .....	2
39	WL-006-23	Lockwasher 5/16 Helical (SST) .....	2
40	WS-017-01	Washer (SST) .....	2
41	SC-041-11	Cap Screw 5/16-18 x 3/4 Hex Hd. (SST) .....	2
42	SC-041-11	Cap Screw 5/16-18 x 3/4 Hex Hd. (SST) .....	2
43	WS-017-01	Washer (SST) .....	2
44	WL-006-23	Lockwasher 5/16 Helical (SST) .....	2
45	NS-015-11	Nut 5/16-18 Hex (SST) .....	2
46	SC-041-11	Cap Screw 5/16-18 x 3/4 Hex Hd. (SST) .....	2
47	WS-017-01	Washer (SST) .....	2
48	WL-006-23	Lockwasher 5/16 Helical (SST) .....	2
49	NS-015-11	Nut 5/16-18 Hex (SST) .....	2
50	00-892593-00001	Support – Side Housing (LH) .....	1
51	00-892591	Support – Motor Blower .....	1
52	00-892593-00002	Support – Side Housing (RH) .....	1
53	00-748021-00001	Bushing Blower/Dryer .....	4
54	WS-017-01	Washer (SST) .....	4
55	WL-006-23	Lockwasher 5/16 Helical (SST) .....	4
56	NS-015-11	Nut 5/16-18 Hex (SST) .....	4
57	NS-015-11	Nut 5/16-18 Hex (SST) .....	4
58	WL-006-23	Lockwasher 5/16 Helical (SST) .....	4
59	WS-017-01	Washer (SST) .....	8
60	SC-041-11	Cap Screw 5/16-18 x 3/4 Hex Hd. (SST) .....	4
61	00-892397	Support Frame – Blower Rear .....	1
62	NS-015-13	Nut 3/8-16 Hex (SST) .....	4
63	WL-006-28	Lockwasher 3/8 Helical (SST) .....	4
64	WS-006-44	Washer (SST) .....	4
65	SC-041-29	Cap Screw 3/8-16 x 7/8 Hex Hd. (SST) .....	4
66	00-892800-00001	Motor – Blower (208-230/460/60/3) (2 Hp.) .....	1
67	00-892800-00002	Motor – Blower (190-240/380-415/50/3) (2 Hp.) .....	1
68	00-892800-00003	Motor – Blower (575/60/3) (2 Hp.) .....	1
69	00-892800-00004	Motor – Blower (380/60/3) (2 Hp.) .....	1
	00-892590	Housing – Blower Assy. (Incls. Items 16, 23, & 32 Thru 52) .....	1





**UNLOAD PLATFORM**

UNLOAD PLATFORM

ILLUS. PL-56679	PART NO.	NAME OF PART	AMT.
1	00-748074	Panel – Drive End .....	1
2	00-289629-00002	Door – Access .....	1
3	00-185888	Spring – Door .....	2
4	NS-025-04	Crown Nut 1/4-20 (SST) .....	4
5	00-475874	Foot .....	4
6	00-475820	Support – Unload – Platform .....	1
7	00-476324	Angle – Support – Platform .....	2
8	00-476991-00001	Cover – Chain (R-L) .....	1
9	00-476991-00002	Cover – Chain (L-R) .....	1
10	00-476725-00014	Switch – Interlock Dish Limit 5 & 7 Unload .....	1
11	00-476725-00015	Switch – Interlock Dish Limit 9 & 11 Unload .....	1
12	00-748124	Bracket – Adjustment Magnet .....	1
13	00-475893	Arm – Trip Weldment (Type A) (Previous Construction) .....	1
14	00-892521	Arm – Trip Weldment (Current Construction) .....	1
15	00-289637	Spring – Trip Arm .....	2
16	00-475807-00001	Bracket – Stop (Trip Arm, R-L) .....	1
17	00-475807-00002	Bracket – Stop (Trip Arm, L-R) .....	1
18	00-748068-00001	Bracket – Arm (LH) .....	1
19	00-748068-00002	Bracket – Arm (RH) .....	1
20	WS-017-08	Washer .....	4
21	NS-036-19	Stop Nut 5/16-18 Hex (SST) .....	4
22	00-475805	Spacer – Pivot (Trip Arm) .....	2
23	00-475806	Rod – Stop Trip Arm .....	2
24	00-476254-00001	Plate – Pivot (Load Platform) .....	1
25	00-476254-00002	Plate – Pivot (Load Platform) (Shown) .....	1
26	00-748067-00001	Rod – Conveyor (Cross Rod, 23 <sup>3/8</sup> ) .....	AR
27	00-083367	Spacer – Conveyor (1 <sup>1/8</sup> In.) .....	AR
28	00-083367-00002	Spacer – Conveyor (1 <sup>3/4</sup> In.) .....	AR
29	NS-031-21	Stop Nut 1/4-20 Hex (SST) .....	AR
30	00-476979-00001	Panel – Cover Motor Taper (R-L) .....	1
31	00-476979-00002	Panel – Cover Motor Taper (L-R) .....	1
32	00-475830	Trip Finger Wldt. (Type A/Type AA) (Previous Construction) .....	1
33	00-748094	Trip Finger Wldt. (Cross Rods) (Previous Construction) .....	1
34	00-892522	Trip Finger Assy., Type A (Current Construction) .....	1
35	00-892523-00001	Trip Finger Assy. W/Cross Rods, Type A Links (Current Construction) .....	1
36	00-892523-00002	Trip Finger Assy. W/Cross Rods, Type BB Links (Current Construction) .....	1
37	00-892515	Trip Finger Assy., Type BB (Current Construction) .....	1
38	SC-041-05	Cap Screw 1/4-20 x 5/8 Hex Hd. (SST) .....	5
39	00-475971	Platform Assy. ....	1
40	WL-006-17	Lockwasher 1/4 Helical (SST) .....	5
41	00-476746-00001	Bracket – Start/Stop Unload (R-L) .....	1
42	00-476746-00002	Bracket – Start/Stop Unload (L-R) .....	1
43	00-476654	Box – Switch (Start/Stop) .....	1
44	00-288465	Lid & Gasket Assy. ....	1
45	SD-012-20	Self-Tapping Screw 8-32 x 1/2 Phil. Truss Hd., Type T .....	4
46	FE-022-43	Bushing – Electric Snap .....	1
47	00-749986-00003	Block – Contact (Stop) .....	1
48	00-749992	Button – Push (Extended) .....	1
49	00-749986-00004	Block – Contact (Start) .....	1
50	00-892001	Button – Push (Flush) .....	1
	00-476751-00006	Cable Assy. – 5 Ft. & 7 Ft. Unload Start/Stop .....	1
	00-476751-00005	Cable Assy. – 9 Ft. & 11 Ft. Unload Start/Stop .....	1